

1

2

3

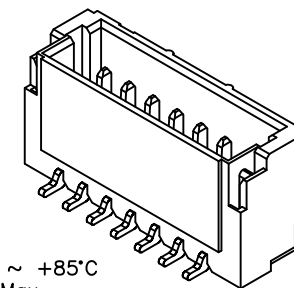
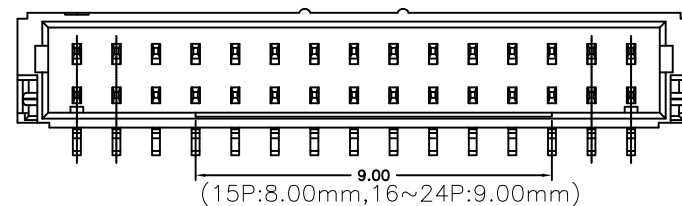
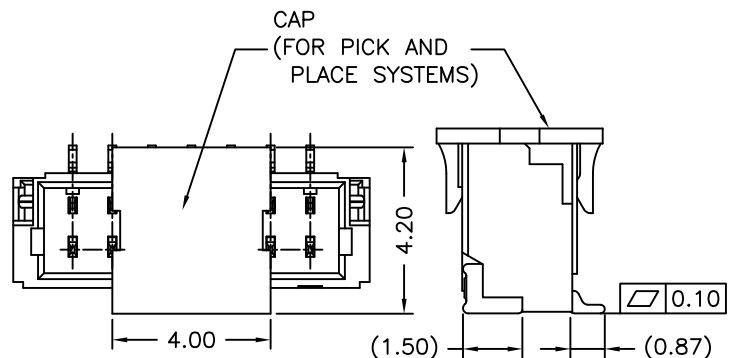
4

P/N LEGEND

A1001 WV-S-XP XXX

① ② ③ ④ ⑤

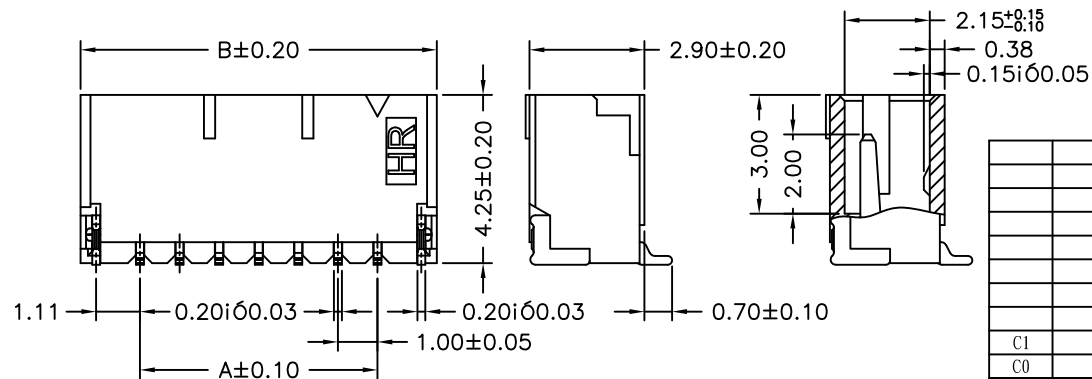
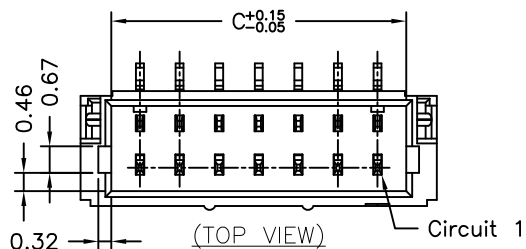
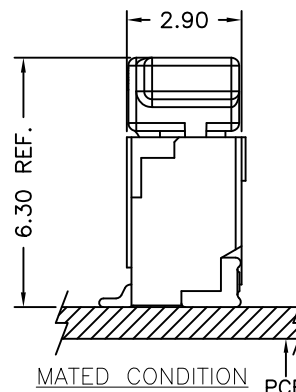
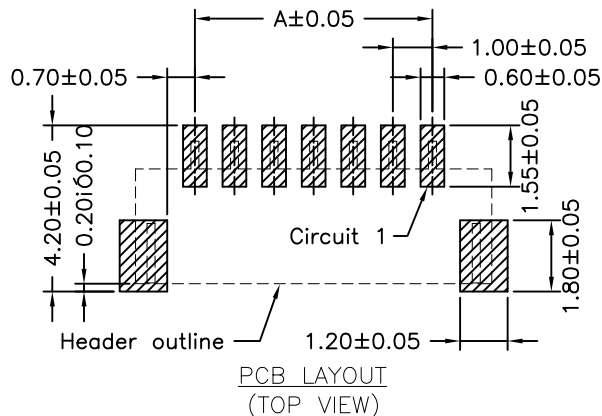
- ① Series No.
- ② Connector type: WV=Vertical
- ③ Mounting type: S=SMT without boss
- ④ No. of circuits
- ⑤ Option code:
Blank=Contacts/Matte Tin-plated and Solder tabs/Matte Tin-plated and Color: Natural(Beige)
D01=Contacts/Gold-flash and Solder tabs/Gold-flash Color: Natural(Beige)
D11=Contacts/Gold-flash and Solder tabs/Gold-flash Color: Natural(Black)



SPECIFICATIONS

Current Rating: 1A AC,DC
 Voltage Rating: 50V AC,DC
 Temperature Range: -25°C ~ +85°C
 Contact Resistance: 20mΩ Max.
 Insulation Resistance: 100MΩ Min.
 Withstanding Voltage: 500V AC/minute
 Pin Material: Phosphor Bronze
 Solder Tabs: Brass
 Material: Nylon 6T,UL94V-0
 Cap: Nylon 6T,UL94V-0,Natural(Beige)

Circuit No.	Dimensions			Circuit No.	Dimensions		
	A	B	C		A	B	C
02P	1.00	4.00	2.45	12P	11.00	14.00	12.45
03P	2.00	5.00	3.45	13P	12.00	15.00	13.45
04P	3.00	6.00	4.45	14P	13.00	16.00	14.45
05P	4.00	7.00	5.45	15P	14.00	17.00	15.45
06P	5.00	8.00	6.45	16P	15.00	18.00	16.45
07P	6.00	9.00	7.45	17P	16.00	19.00	17.45
08P	7.00	10.00	8.45	18P	17.00	20.00	18.45
09P	8.00	11.00	9.45	19P	18.00	21.00	19.45
10P	9.00	12.00	10.45	20P	19.00	22.00	20.45
11P	10.00	13.00	11.45	24P	23.00	26.00	24.45



						燦達電子工業股份有限公司 JOINT TECH ELECTRONIC IND. CO., LTD.			
UNIT		SCALE	SHEET		TITLE:				
mm		1 : 1	1 of 2		1.00mm PITCH 180° WAFER-SMT TYPE				
DRAWN BY		APPROVED BY		DRAW NO. : A1001WV-S-XP					
蕭惠鳳		董正一						REV. CI	
2002.06.03		2002.06.03							
GENERAL TOLERANCE				ANGLE±					
C1	EN1110110449	2011.11.29	陳敏	X.X±0.25					
C0	EN1106240218	2011.06.24	陳敏	X.XX±0.15					
B5	EN1012010279	2010.12.01	陳錦展	X.XXX±0.05					
REV.	DESCRIPTION	DATE	NAME						

1

2

3

4

X-ON Electronics

Largest Supplier of Electrical and Electronic Components

Click to view similar products for [Headers & Wire Housings](#) category:

Click to view products by [Joint Tech](#) manufacturer:

Other Similar products are found below :

[57102-F02-18ULF](#) [58102-G61-06LF](#) [0009485154](#) [009176003701906](#) [0050291907](#) [02.125.8002.8](#) [609-3404](#) [61062-3](#) [622-0430](#) [622-3653LF](#)
[63453-116](#) [636-1030](#) [636-1427](#) [636-3427](#) [636-4007](#) [641938-9](#) [644827-2](#) [65495-038](#) [65692-001LF](#) [65781-018](#) [65781-047](#) [65817-010LF](#)
[65817-015LF](#) [66207-023LF](#) [67016-026LF](#) [67095-007LF](#) [68631-112](#) [68645-018](#) [68648-049](#) [699319-000](#) [70.362.1628.0](#) [70-4210](#) [70-4226B](#)
[70-4853B](#) [707-5020](#) [707-5028](#) [71.350.2428.0](#) [71961-016LF](#) [733-134](#) [754199-000](#) [760-3052](#) [787-8014-00](#) [FCN-367T-T012/H](#) [80.063.4001.1](#)
[800-90-001-10-001000](#) [800-90-010-10-002000](#) [801-43-002-10-013000](#) [801-43-006-10-002000](#) [803-41-018-10-001000](#) [803-43-014-20-](#)
[001000](#)