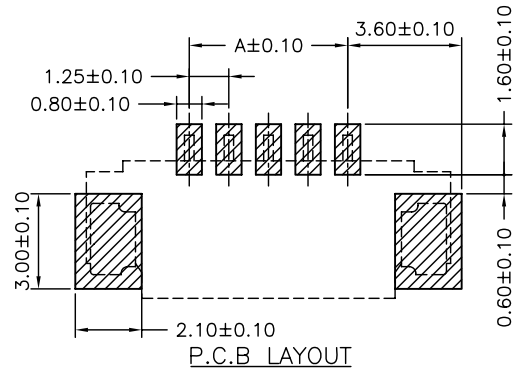
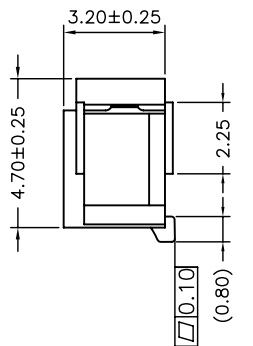
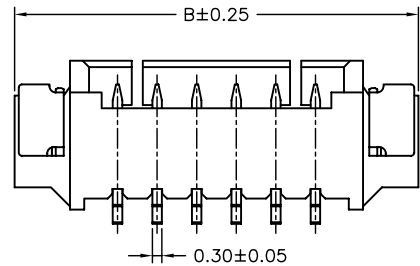
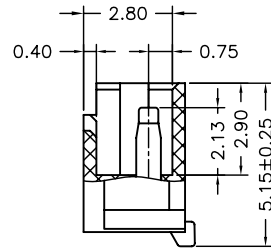
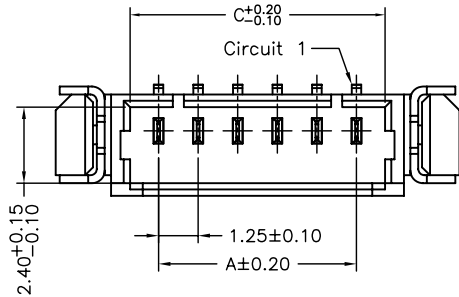


Ordering code

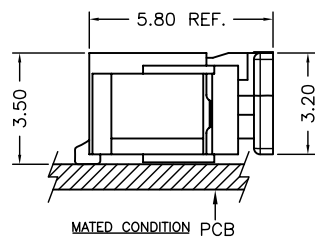
A1250 WR-S-XP N L N XX X 00 R  
 ① ② ③ ④ ⑤ ⑥ ⑦ ⑧ ⑨ ⑩ ⑪

① Series No.  
 ② Connector type: WR=Right angle  
 ③ Mounting type: S=SMT  
 ④ No. of circuits  
 ⑤ N=Halogen Free  
 ⑥ Material: L=LCP  
 ⑦ Color: N=Natural ; B=Black  
 ⑧ Plating code for contacts:  
 G1=Gold-flash or T1=Matte Tin-plated  
 S4=Gold-plated 10u"on contact area,  
 Gold-flash on solder area  
 ⑨ Plating code for solder tabs:  
 G=Gold-flash or T=Matte Tin-plated  
 ⑩ Option code: 00=Standard  
 ⑪ Packing code:  
 R=Tape & Reel(Without Cap or Mylar)

Current Rating: 1A AC,DC  
 Voltage Rating: 125V AC,DC  
 Temperature Range: -25°C ~ +85°C  
 Contact Resistance: 20mΩ Max.  
 Insulation Resistance: 100MΩ Min.  
 Withstanding Voltage: 500V AC/minute  
 Pin Material: Phosphor Bronze/Tin-plated  
 Solder Tabs: Phosphor Bronze/Tin-plated  
 Material: LCP,UL94V-0



Circuit No.	Dimensions		
	A	B	C
02P	1.25	7.75	3.05
03P	2.50	9.00	4.30
04P	3.75	10.25	5.55
05P	5.00	11.50	6.80
06P	6.25	12.75	8.05
07P	7.50	14.00	9.30
08P	8.75	15.25	10.55
09P	10.00	16.50	11.80
10P	11.25	17.75	13.05
11P	12.50	19.00	14.30
12P	13.75	20.25	15.55
13P	15.00	21.50	16.80
14P	16.25	22.75	18.05
15P	17.50	24.00	19.30
16P	18.75	25.25	20.55
17P	20.00	26.50	21.80
18P	21.25	27.75	23.05

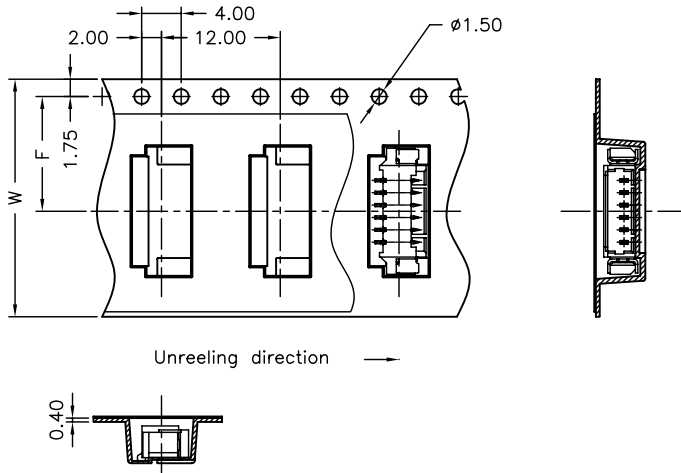


				燦達電子工業股份有限公司 JOINT TECH ELECTRONIC IND. CO., LTD.		
		UNIT	SCALE	SHEET		TITLE:
		mm	1 : 1	1 of 2		
		DRAWN BY 周傑亮 2012.12.19		APPROVED BY 謝瑞清 2012.12.19		1.25mm PITCH 90° WAFER-SMT TYPE
		GENERAL TOLERANCE				
A2	EN1703030001	2017.03.03	周傑亮	X. X±0.25	ANGLE±	
A1	EN1411100001	2014.11.10	劉建芳	X. XX±0.15		
A0	NEW RELEASE	2012.12.19	周傑亮	X. XXX±0.05		
REV.	DESCRIPTION	DATE	NAME			

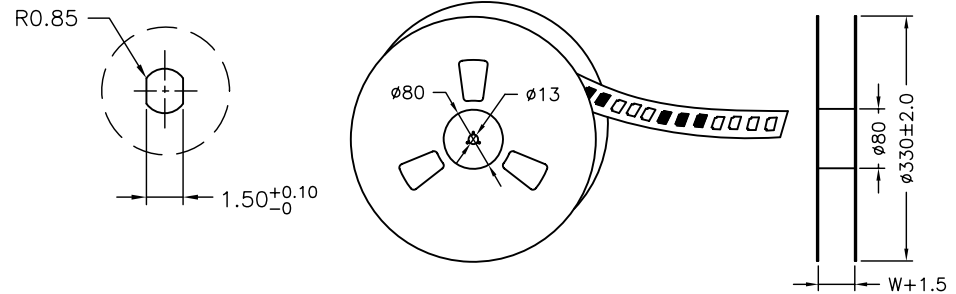
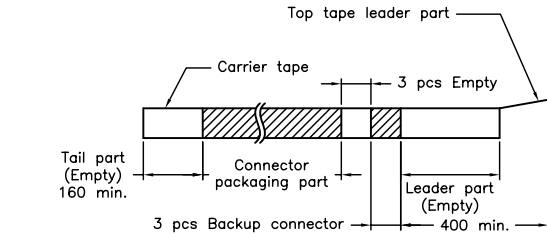
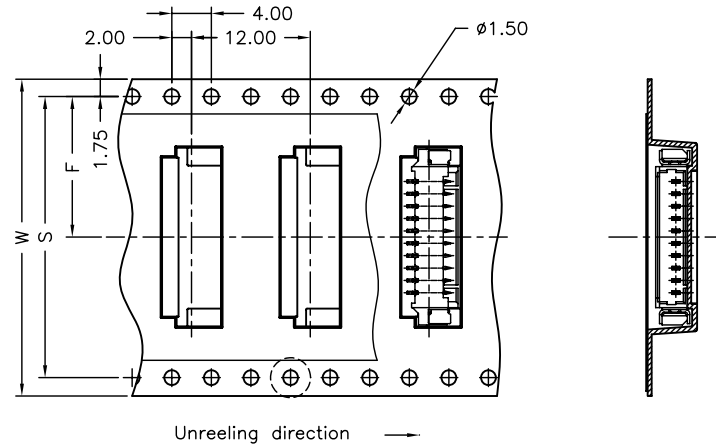
DRAW NO.: A1250WR-S-XPNXXXXXXXXX REV. A2



02~08 Contacts



09~18 Contacts



Number of Contacts	W±0.3	F±0.1	S±0.1	Q'ty/Reel
02P	16	7.50	/	1,000
03P	16	7.50		1,000
04P	24	11.50		1,000
05P	24	11.50		1,000
06P	24	11.50		1,000
07P	24	11.50		1,000
08P	24	11.50		1,000
09P	32	14.20		28.40
10P	32	14.20	28.40	1,000
11P	32	14.20	28.40	1,000
12P	32	14.20	28.40	1,000
13P	32	14.20	28.40	1,000
14P	44	20.20	40.40	1,000
15P	44	20.20	40.40	1,000
16P	44	20.20	40.40	1,000
17P	44	20.20	40.40	1,000
18P	44	20.20	40.40	1,000

				燦達電子工業股份有限公司 JOINT TECH ELECTRONIC IND. CO., LTD.	
		UNIT	SCALE	SHEET	
		mm	1 : 1	2 of 2	
		DRAWN BY		APPROVED BY	
		周傑亮		謝瑞清	
		2012. 12. 19		2012. 12. 19	
		GENERAL TOLERANCE			
A2	EN1703030001	2017. 03. 03	周傑亮	TITLE:  <b>1.25mm PITCH          90° WAFER-SMT TYPE          TAPING SPEC.</b>	
A1	EN1411100001	2014. 11. 10	劉建芳		
A0	NEW RELEASE	2012. 12. 19	周傑亮		
REV.	DESCRIPTION	DATE	NAME		
				X. X±0.25 X. XX±0.15 X. XXX±0.05	
				ANGLE±	
				DRAW NO. : A1250WR-S-XPNXXXXXXXXX	
				REV. A2	

## X-ON Electronics

Largest Supplier of Electrical and Electronic Components

*Click to view similar products for [Headers & Wire Housings](#) category:*

*Click to view products by [Joint Tech](#) manufacturer:*

Other Similar products are found below :

[57102-F02-18ULF](#) [58102-G61-06LF](#) [0009485154](#) [009176003701906](#) [0050291907](#) [02.125.8002.8](#) [609-3404](#) [61062-3](#) [622-0430](#) [622-3653LF](#)  
[63453-116](#) [636-1030](#) [636-1427](#) [636-3427](#) [636-4007](#) [641938-9](#) [644827-2](#) [65495-038](#) [65692-001LF](#) [65781-018](#) [65781-047](#) [65817-010LF](#)  
[65817-015LF](#) [66207-023LF](#) [67016-026LF](#) [67095-007LF](#) [68631-112](#) [68645-018](#) [68648-049](#) [699319-000](#) [70.362.1628.0](#) [70-4210](#) [70-4226B](#)  
[70-4853B](#) [707-5020](#) [707-5028](#) [71.350.2428.0](#) [71961-016LF](#) [733-134](#) [754199-000](#) [760-3052](#) [787-8014-00](#) [FCN-367T-T012/H](#) [80.063.4001.1](#)  
[800-90-001-10-001000](#) [800-90-010-10-002000](#) [801-43-002-10-013000](#) [801-43-006-10-002000](#) [803-41-018-10-001000](#) [803-43-014-20-](#)  
[001000](#)