

P/N LEGEND

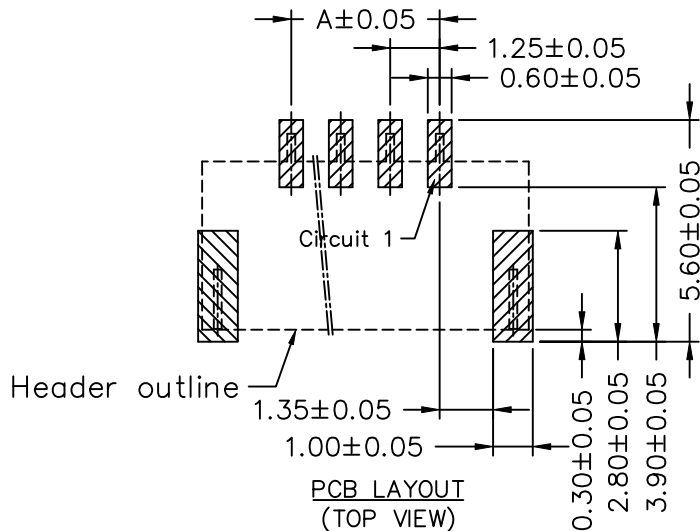
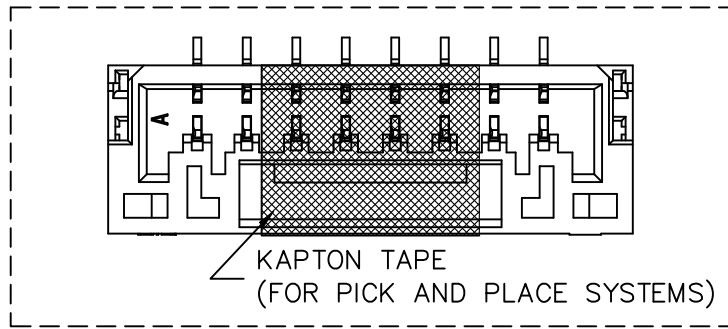
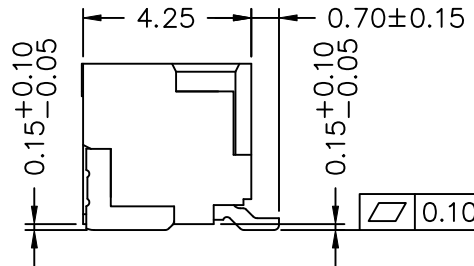
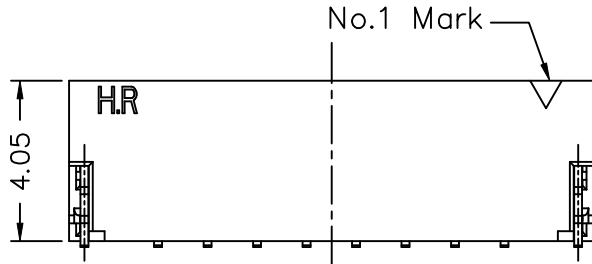
| | | | | | | | | | |
|--------|------|----|---|---|---|----|---|----|---|
| A12514 | WV-S | XP | N | L | X | T1 | T | 00 | L |
| ① | ② | ③ | ④ | ⑤ | ⑥ | ⑦ | ⑧ | ⑨ | ⑩ |

① Series No.
 ② Connector type: WV=Vertical
 ③ Mounting type: S=SMT TYPE
 ④ No. of circuits
 ⑤ N=Halogen Free
 ⑥ Material: L=LCP ;
 ⑦ Color: N=Natural ; B=Black
 ⑧ Plating code for contacts:
 T1=Matte Tin-plated;
 ⑨ Plating code for solder tabs:
 T=Matte Tin-plated;
 ⑩ Option code: 00=Standard
 ⑪ Packing code: L=Tape & Reel(With Mylar)

SPECIFICATIONS

Current Rating: 1A AC,DC
 Voltage Rating: 50V AC,DC
 Temperature Range: -25°C ~ +85°C
 Contact Resistance: 30mΩ Max.
 Insulation Resistance: 100MΩ Min.
 Withstanding Voltage: 500V AC/minute
 Pin Material: Phosphor Bronze
 Solder Tabs: Brass

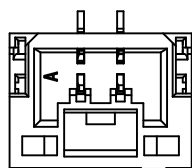
| Circuit No. | Dimensions | | |
|-------------|------------|-------|-------|
| | A | B | C |
| 02P | 1.25 | 5.75 | 3.80 |
| 03P | 2.50 | 7.00 | 5.05 |
| 04P | 3.75 | 8.25 | 6.30 |
| 05P | 5.00 | 9.50 | 7.55 |
| 06P | 6.25 | 10.75 | 8.80 |
| 07P | 7.50 | 12.00 | 10.05 |
| 08P | 8.75 | 13.25 | 11.30 |
| 09P | 10.00 | 14.50 | 12.55 |
| 10P | 11.25 | 15.75 | 13.80 |
| 11P | 12.50 | 17.00 | 15.05 |
| 12P | 13.75 | 18.25 | 16.30 |
| 13P | 15.00 | 19.50 | 17.55 |
| 14P | 16.25 | 20.75 | 18.80 |
| 15P | 17.50 | 22.00 | 20.05 |



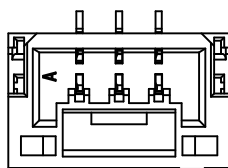
| | | | | | | | | | |
|-------------------|----------------|-------------|--------|------------------------------------|-------------------------------------|--|--|--|--|
| | | | | | | 燦達電子工業股份有限公司 JOINT TECH ELECTRONIC IND. CO., LTD. | | | |
| UNIT | | SCALE | SHEET | | TITLE: | | | | |
| mm | | 1 : 1 | 1 of 3 | | 1.25mm PITCH 180° WAFER-SMT TYPE | | | | |
| DRAWN BY | | APPROVED BY | | DRAW NO. : A12514WV-S-XPXXXXXXXXXX | | | | | |
| 徐富永 | | 徐富永 | | | | | | | |
| 2020.06.17 | | 2020.06.17 | | REV. A4 | | | | | |
| GENERAL TOLERANCE | | ANGLE± | | | | | | | |
| A4 | EN202204201026 | 2022.04.14 | 徐貴湖 | X.X±0.25 | | | | | |
| A3 | EN20220331988 | 2022.02.18 | 徐貴湖 | X.XX±0.15 | | | | | |
| A2 | EN20210312583 | 2021.04.22 | 鄭小嬌 | X.XXX±0.05 | | | | | |
| A1 | EN20210113550 | 2021.03.23 | 鄭小嬌 | | | | | | |
| A0 | NEW RELEASE | 2020.06.17 | 鄭小嬌 | | | | | | |
| REV. | DESCRIPTION | DATE | NAME | | | | | | |



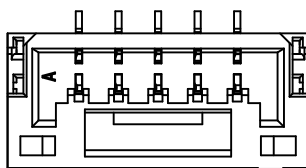
塑膠各PIN外觀差異



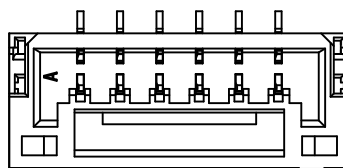
02P



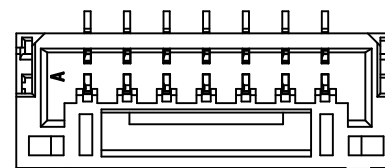
03P



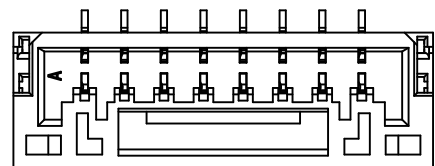
04~05P



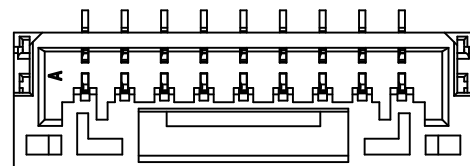
06P



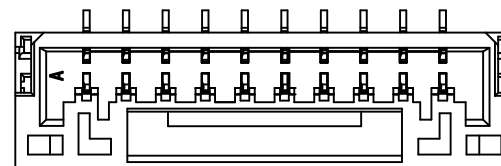
07P



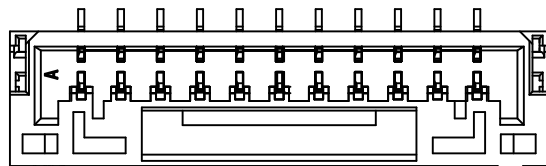
08P



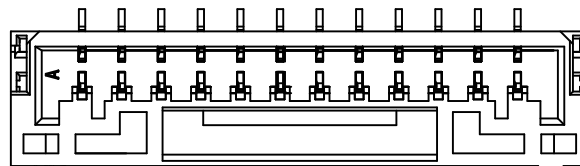
09P



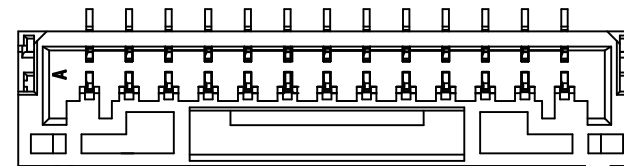
10P



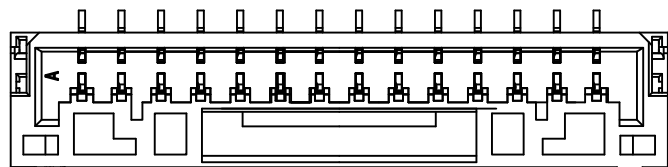
11P



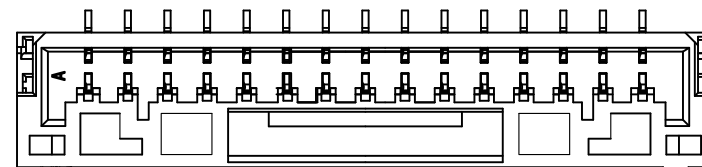
12P



13P



14P



15P



燦達電子工業股份有限公司
JOINT TECH ELECTRONIC IND. CO., LTD.

UNIT: mm SCALE: 1:1 SHEET: 2 of 3

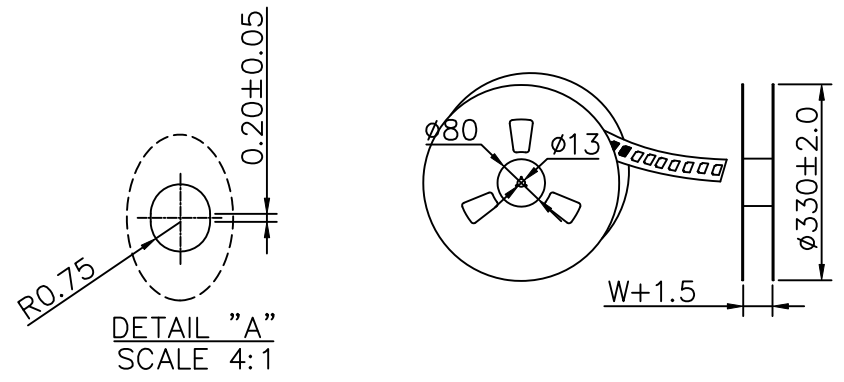
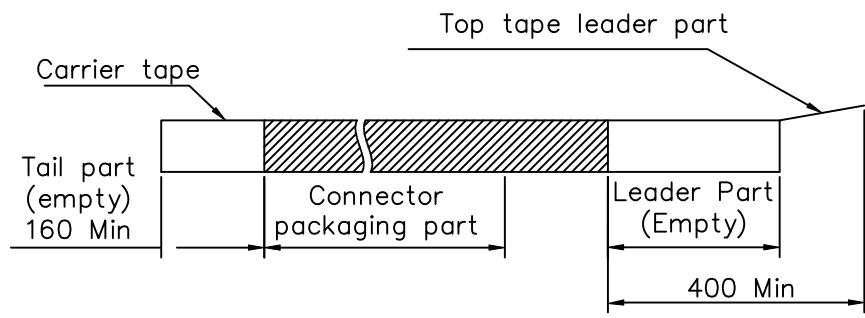
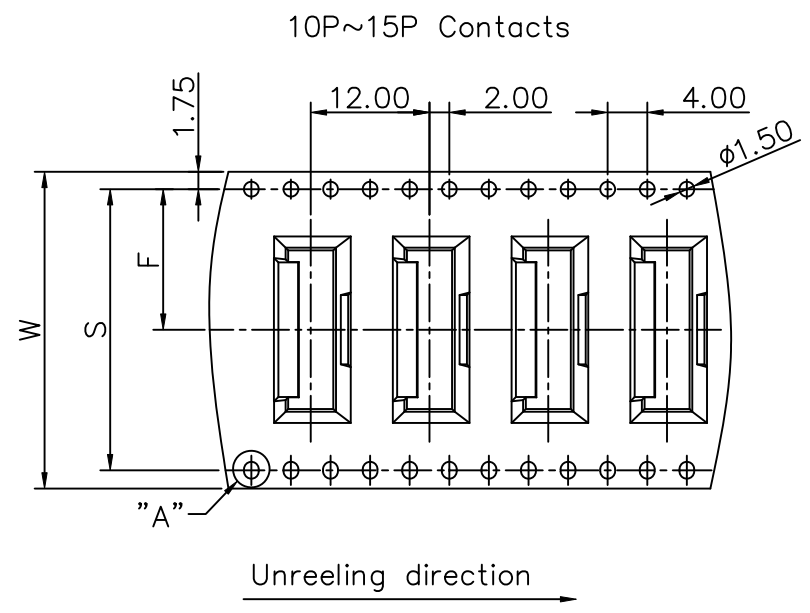
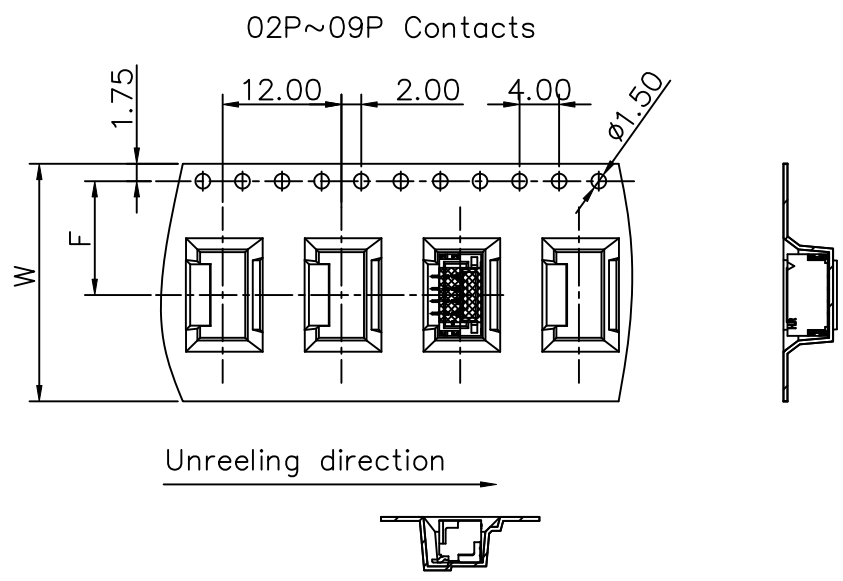
DRAWN BY: 徐富永 APPROVED BY: 徐富永
2020.06.17 2020.06.17

GENERAL TOLERANCE
X. X±0.25 ANGLE±
X. XX±0.15
X. XXX±0.05

TITLE:
1.25mm PITCH
180° WAFER-SMT TYPE

DRAW NO.: A12514WV-S-XPXXXXXXXL REV. A4

| REV. | DESCRIPTION | DATE | NAME |
|------|----------------|------------|------|
| A4 | EN202204201026 | 2022.04.14 | 徐貴湖 |
| A3 | EN20220331988 | 2022.02.18 | 徐貴湖 |
| A2 | EN20210312583 | 2021.04.22 | 鄭小嬌 |
| A1 | EN20210113550 | 2021.03.23 | 鄭小嬌 |
| A0 | NEW RELEASE | 2020.06.17 | 鄭小嬌 |



| Number of Contacts | W±0.3 | F±0.1 | S±0.1 | Q'ty/Reel |
|--------------------|-------|-------|-------|-----------|
| 02P | 16.00 | 7.50 | / | 1,000 |
| 03P | | | | |
| 04P | | | | |
| 05P | | | | |
| 06P | | | | |
| 07P | 24.00 | 11.50 | / | 1,000 |
| 08P | | | | |
| 09P | | | | |
| 10P | 32.00 | 14.20 | 28.40 | 1,000 |
| 11P | | | | |
| 12P | 44.00 | 20.20 | 40.40 | 1,000 |
| 13P | | | | |
| 14P | | | | |
| 15P | | | | |

| | | | | | |
|------|----------------|------------|-------|--|--|
| | | | | 燦達電子工業股份有限公司 JOINT TECH ELECTRONIC IND. CO., LTD. | |
| | | UNIT | SCALE | SHEET | TITLE: |
| | | mm | 1 : 1 | 3 of 3 | 1.25mm PITCH 180° WAFER-SMT TYPE TAPING SPEC. |
| A4 | EN202204201026 | 2022.04.14 | 徐貴湖 | 徐富永 | |
| A3 | EN20220331988 | 2022.02.18 | 徐貴湖 | 徐富永 | |
| A2 | EN20210312583 | 2021.04.22 | 鄭小嬌 | GENERAL TOLERANCE | |
| A1 | EN20210113550 | 2021.03.23 | 鄭小嬌 | X. X±0.25 | ANGLE± |
| A0 | NEW RELEASE | 2020.06.17 | 鄭小嬌 | X. XX±0.15 | DRAW NO. : A12514WV-S-XPXXXXXXXL |
| REV. | DESCRIPTION | DATE | NAME | X. XXX±0.05 | |

X-ON Electronics

Largest Supplier of Electrical and Electronic Components

Click to view similar products for [Headers & Wire Housings](#) category:

Click to view products by [Joint Tech](#) manufacturer:

Other Similar products are found below :

[0015917161](#) [0022155065](#) [57102-F02-18ULF](#) [58102-G61-06LF](#) [582553-1](#) [01.001.5753.1](#) [0050291907](#) [02.125.8002.8](#) [609-3404](#) [61062-3](#)
[CSU011177004](#) [622-0430](#) [622-3653LF](#) [63453-116](#) [636-1030](#) [636-1427](#) [636-3427](#) [636-4007](#) [641938-9](#) [65495-038](#) [65692-001LF](#) [65781-018](#)
[65781-047](#) [65817-010LF](#) [65817-015LF](#) [67095-007LF](#) [67601157](#) [68631-112](#) [68645-018](#) [699319-000](#) [70.362.1628.0](#) [70-4210](#) [70-4226B](#) [70-](#)
[4853B](#) [71.350.2428.0](#) [733-134](#) [733-162](#) [760-3052](#) [MHR-64-VUAL](#) [80.063.4001.1](#) [800-90-001-10-001000](#) [801-43-002-10-013000](#)
[801-43-006-10-002000](#) [803-43-024-10-001000](#) [803-93-012-10-001000](#) [8-1437020-4](#) [819-22-004-30-001101](#) [820-22-006-30-001101](#)
[820-22-008-30-001101](#) [821-22-002-10-001101](#)