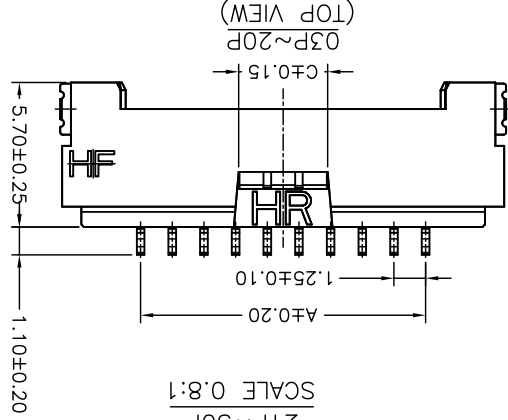
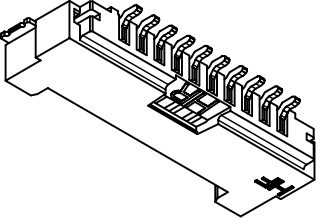
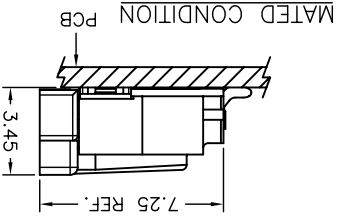
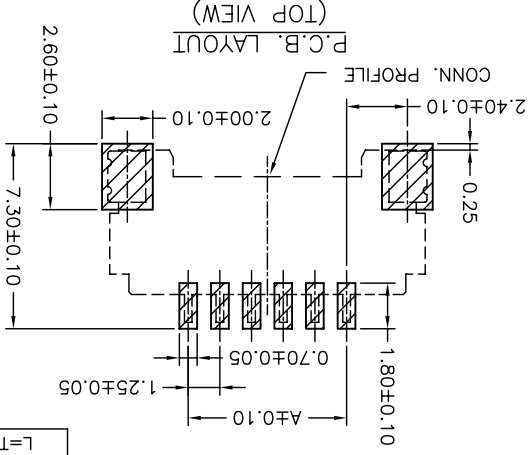
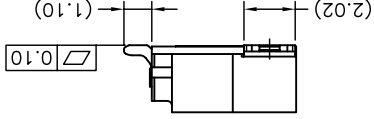
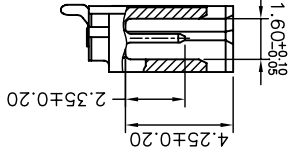
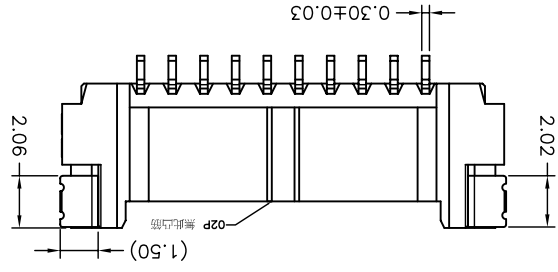
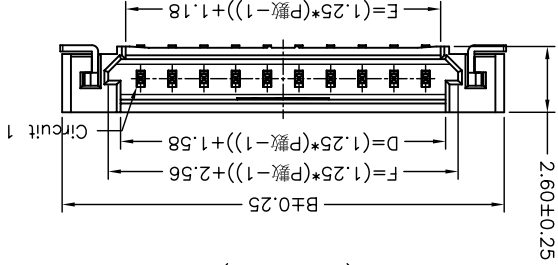


21P~30P
SCALE 0.8:1



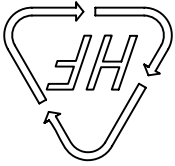
(TOP VIEW)
03P~20P



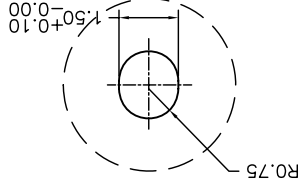
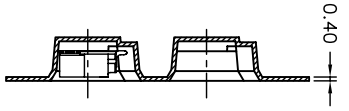
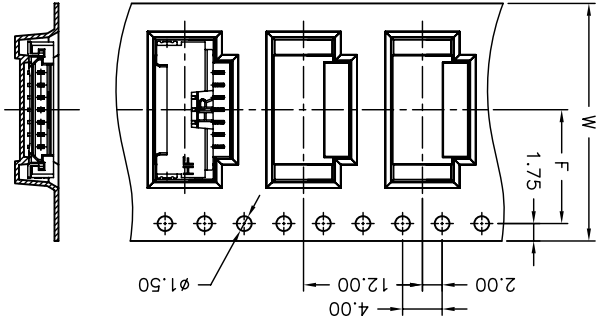
P/N LEGEND
A1253 WRA-S-XP N X X G1 X 00 X
① Series No.
② Connector type: WRA=Right angle A type
③ Mounting type: S=SMT without boss
④ No. of circuits
⑤ N=Halogen Free
⑥ Material: 6=Nylon 6T ; L=LCP
⑦ Color: B=Black ; N=Natural
⑧ Plating code for contacts:
⑨ T1=Matte Tin-plated; G1=Gold-flash
⑩ Plating code for solder tabs:
⑪ T=Matte Tin-plated; G=Gold-flash
⑫ Option code: 00=Standard
⑬ Packing code: R=Tape & Reel
⑭ L=Tape & Reel(With Mylar)

Circuit		Dimensions	
No.	A	B	C
02P	1.25	7.45	3.50
03P	2.50	8.70	3.50
04P	3.75	9.95	3.50
05P	5.00	11.20	3.50
06P	6.25	12.45	3.50
07P	7.50	13.70	3.50
08P	8.75	14.95	3.50
09P	10.00	16.20	3.50
10P	11.25	17.45	3.50
11P	12.50	18.70	5.00
12P	13.75	19.95	5.00
13P	15.00	21.20	5.00
14P	16.25	22.45	5.00
15P	17.50	23.70	5.00
20P	23.75	29.95	5.00
25P	30.00	36.20	6.00
30P	36.25	42.45	6.00

REV.	DESCRIPTION	DATE	NAME	X.XX±0.05	ANGLE
A0	NEW RELEASE	2011.02.17	陳敏	X.XX±0.15	
A1	EN1303010062	2013.01.03	周傑亮	X.X±0.25	
A2	EN1305220163	2013.04.23	周傑亮		GENERAL TOLERANCE
A3	EN1609220001	2016.09.22	周傑亮		2011.02.17
			陳敏		2011.02.17
			陳敏		修正一
			APPROVED BY		1 of 2
			SCALE	mm	SHEET
			1 : 1	1 of 2	
			UNIT		
			TITLE:		
			JOINT TECH ELECTRONIC IND. CO., LTD.		
			燦達電子工業股份有限公司		
			1.25mm PITCH		
			90° WAFER-SMT TYPE		
			DRAW NO.:	A1253WRA-S-XPXXXXXXXXXX	
			REV.	A3	



02~07 Contacts

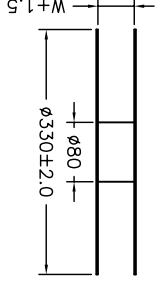
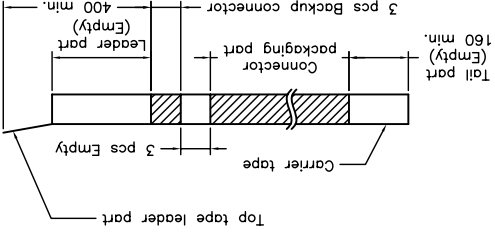
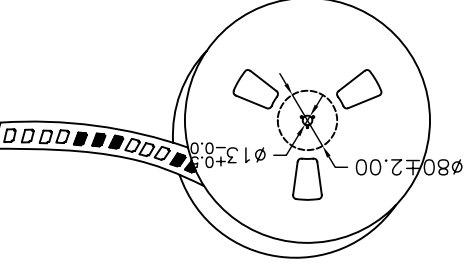
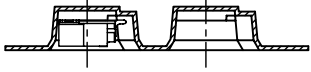
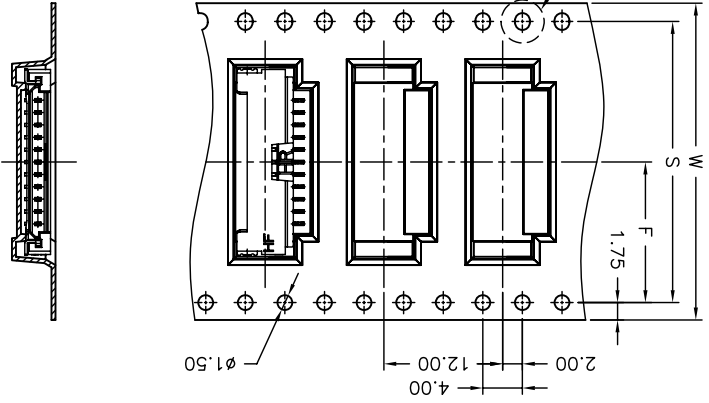


SCALE 4:1
DETAIL A

Number of Contacts	WF±0.3	FF±0.1	S±0.1	Q'ty/Reel
02P	16	7.50	1,000	1,000
03P	24	11.50	1,000	1,000
04P	24	11.50	1,000	1,000
05P	24	11.50	1,000	1,000
06P	24	11.50	1,000	1,000
07P	24	11.50	1,000	1,000
08P	32	14.20	28.40	1,000
09P	32	14.20	28.40	1,000
10P	32	14.20	28.40	1,000
11P	32	14.20	28.40	1,000
12P	32	14.20	28.40	1,000
13P	44	20.20	40.40	1,000
14P	44	20.20	40.40	1,000
15P	44	20.20	40.40	1,000
20P	44	20.20	40.40	1,000
25P	56	26.20	52.40	1,000
30P	56	26.20	52.40	1,000

NOTE:
Material:Transparent
Anti-static Polystyrene.

08~30 Contacts



REV.	DESCRIPTION	DATE	NAME	ANGLE
A3	EN160922001	2016.09.22	周傑亮	2011.02.17
A2	EN1305220163	2013.04.23	周傑亮	2011.02.17
A1	EN1303010062	2013.01.03	周傑亮	X.X±0.25
A0	NEW RELEASE	2011.02.17	陳敏	X.X±0.15

UNITS	SCALE	SHEET
mm	1 : 1	2 of 2

DRAWN BY	陳敏
APPROVED BY	蔣正一
GENERAL TOLERANCE	2011.02.17

REV.	A3
DRAW NO.:	A123WRA-S-XPXXXXXXXXXX

燦達電子工業股份有限公司
JOINT TECH ELECTRONIC IND. CO., LTD.

TITLE:
1.25mm PITCH
90° WAFER-SMT TYPE,
WITHOUT BOSS
TAPING SPEC.

A

B

C

D

1

2

3

4

1

2

3

4

A

B

C

D

X-ON Electronics

Largest Supplier of Electrical and Electronic Components

Click to view similar products for [Headers & Wire Housings](#) category:

Click to view products by [Joint Tech](#) manufacturer:

Other Similar products are found below :

[95000-104TRLF](#) [10135584-644402LF](#) [DF62W-EP2022PCA](#) [95000-106TRLF](#) [DF62W-2022SCA](#) [DF62W-EP2022PC](#) [2203348](#) [DF62W-2022SC](#) [1084018](#) [1029039](#) [1084017](#) [802-10-012-10-002000](#) [1112640](#) [1112639](#) [891-007-9SS-BST1T](#) [000-34000](#) [0008550134](#) [0009482033](#) [0009507031](#) [57102-F02-18ULF](#) [57102-S06-03LF](#) [57202-S52-04LF](#) [PCN6-15S-2.5E](#) [0039019024](#) [58102-G61-06LF](#) [582553-1](#) [0009485154](#) [0009508121](#) [0022285053](#) [0050291907](#) [018731A](#) [LY20-4P-DT1-P1E-BR](#) [02.125.8002.8](#) [60101931](#) [60598-1 \(Cut Strip\)](#) [M1625-3R/100](#) [61062-3](#) [61082-181009](#) [CSU011177004](#) [636-1427](#) [638009-1](#) [641938-9](#) [641991-4](#) [644168-1](#) [644827-2](#) [647662-1](#) [65039-019ELF](#) [65692-001LF](#) [65781-018](#) [65781-047](#)