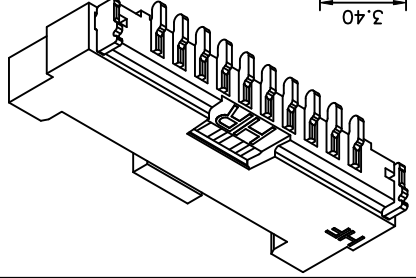
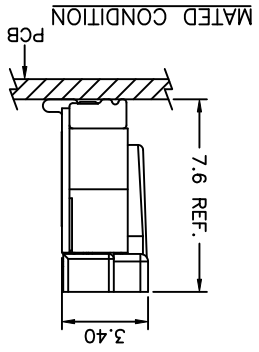
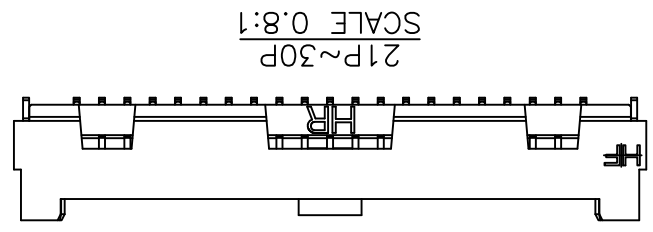
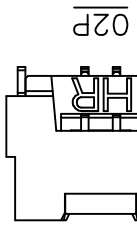
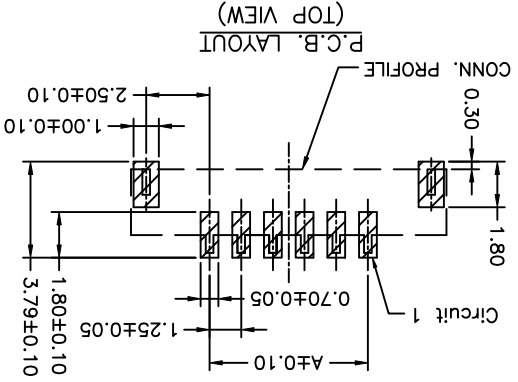
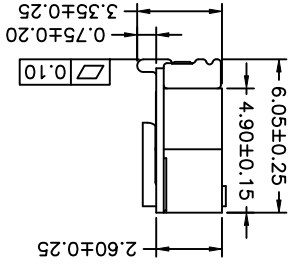
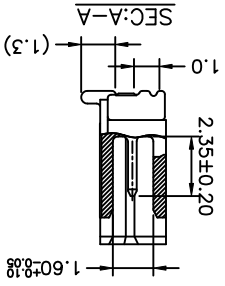
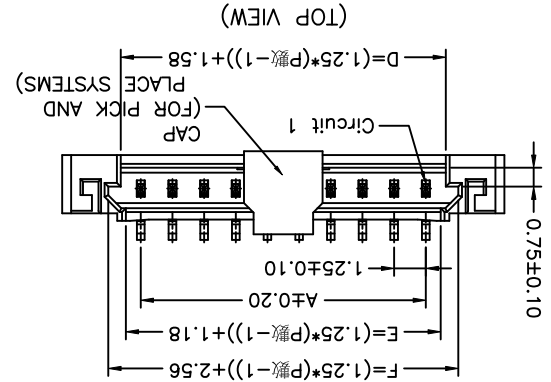
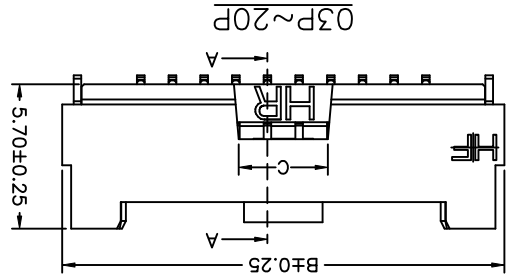
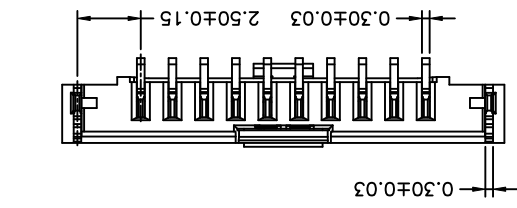


REV.	DESCRIPTION	DATE	NAME	X.XXX±0.05	ANGLE	DRAWN BY 周傑亮 2013.01.03	DRAWN BY 周傑亮 2013.01.03	APPROVED BY 謝瑞清 2008.12.25	GENERAL TOLERANCE	UNIT	SCALE	SHEET	1 of 2
A3	EN1008030208	2010.08.03	陳敏	X.XX±0.15									
A4	EN1012300309	2011.02.17	陳敏	X.X±0.25									
A5	EN109190398	2011.09.19	陳敏										
B0	EN1205170160	2012.05.21	陳敏										
B1	EN120730214	2012.05.31	周傑亮										
B2	EN1303010062	2013.01.03	周傑亮										
B3	EN1506170003	2015.06.17	唐騰鳳										


JOINT TECH ELECTRONIC IND. CO., LTD.
 燦達電子工業股份有限公司
 TITLE: 1.25mm PITCH
 1.80° WAFER-SMT TYPE,
 WITHOUT BOSS

REV.	DRAWN NO.:	A1253WVA-S-XPXXXXXXXXXX
B3		



Dimensions		A		B		C	
Circuit	No.	A	B	A	B	A	B
30P	36.25	42.45	6.00				
25P	30.00	36.20	6.00				
20P	23.75	29.95	5.00				
15P	17.50	23.70	5.00				
14P	16.25	22.45	5.00				
13P	15.00	21.20	5.00				
12P	13.75	19.95	5.00				
11P	12.50	18.70	5.00				
10P	11.25	17.45	3.50				
09P	10.00	16.20	3.50				
08P	8.75	14.95	3.50				
07P	7.50	13.70	3.50				
06P	6.25	12.45	3.50				
05P	5.00	11.20	3.50				
04P	3.75	9.95	3.50				
03P	2.50	8.70	3.50				
02P	1.25	7.45	3.50				

P/N LEGEND
 A1253 WVA-S-XP N X B XX X 00 L
 ① Series No.
 ② Connector type: WVA=Vertical A Type
 ③ Mounting type: S=SMT
 ④ No. of circuits
 ⑤ Material: 6=Nylon 6T-V0; L=LCP-V0
 ⑥ Color: B=Black
 ⑦ Pin Material: Brass/Gold-flash
 ⑧ Nickel-plated 30u" ↓
 ⑨ Solder Tabs: Brass/Gold-flash
 ⑩ Nickel-plated 30u" ↓
 ⑪ Material: LCP/Nylon 6T,UL94V-0
 ⑫ Color: Natural(Black)
 ⑬ SPECIFICATIONS
 Current Rating: 1A AC,DC
 Voltage Rating: 150V AC,DC
 Temperature Range: -25°C ~ +85°C
 Contact Resistance: 20mΩ Max.
 Insulation Resistance: 500MΩ Min.
 Withstanding Voltage: 500V AC/minute
 Pin Material: Brass/Gold-flash
 Nickel-plated 30u" ↓
 Solder Tabs: Brass/Gold-flash
 Nickel-plated 30u" ↓
 Material: LCP/Nylon 6T,UL94V-0
 Color: Natural(Black)
 ⑭ Packing code: L=Tape&Reel(With cap)
 ⑮ Option code: 00=Standard
 ⑯ G=Gold-flash;T1=Matte Tin-plated
 ⑰ Plating code for contacts:
 Gold Flash on Solder Area
 S5=Gold-plated 15u" on Contact Area;
 G1=Gold-flash;T1=Matte Tin-plated
 Plating code for contacts:
 G=Gold-flash;T1=Matte Tin-plated
 Option code: 00=Standard
 Packing code: L=Tape&Reel(With cap)

X-ON Electronics

Largest Supplier of Electrical and Electronic Components

Click to view similar products for [Headers & Wire Housings](#) category:

Click to view products by [Joint Tech](#) manufacturer:

Other Similar products are found below :

[95000-104TRLF](#) [10135584-644402LF](#) [DF62W-EP2022PCA](#) [95000-106TRLF](#) [DF62W-2022SCA](#) [DF62W-EP2022PC](#) [2203348](#) [DF62W-2022SC](#) [1084018](#) [1029039](#) [1084017](#) [802-10-012-10-002000](#) [1112640](#) [1112639](#) [891-007-9SS-BST1T](#) [000-34000](#) [0008550134](#) [0009482033](#) [0009507031](#) [57102-F02-18ULF](#) [57102-S06-03LF](#) [57202-S52-04LF](#) [PCN6-15S-2.5E](#) [0039019024](#) [58102-G61-06LF](#) [582553-1](#) [0009485154](#) [0009508121](#) [0022285053](#) [0050291907](#) [018731A](#) [LY20-4P-DT1-P1E-BR](#) [02.125.8002.8](#) [60101931](#) [60598-1 \(Cut Strip\)](#) [M1625-3R/100](#) [61062-3](#) [61082-181009](#) [CSU011177004](#) [636-1427](#) [638009-1](#) [641938-9](#) [641991-4](#) [644168-1](#) [644827-2](#) [647662-1](#) [65039-019ELF](#) [65692-001LF](#) [65781-018](#) [65781-047](#)