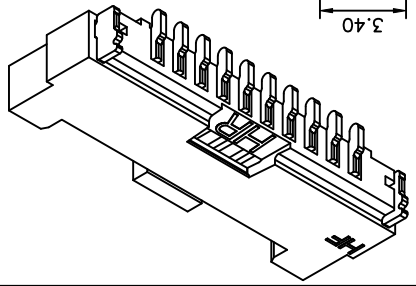
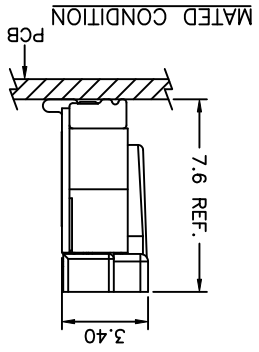
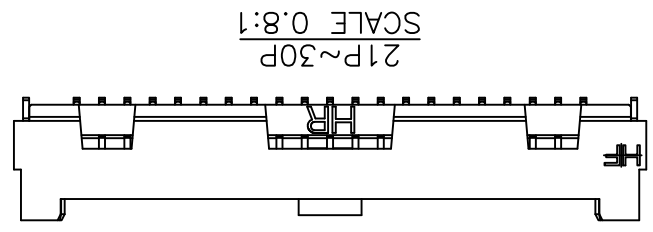
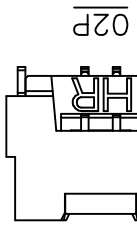
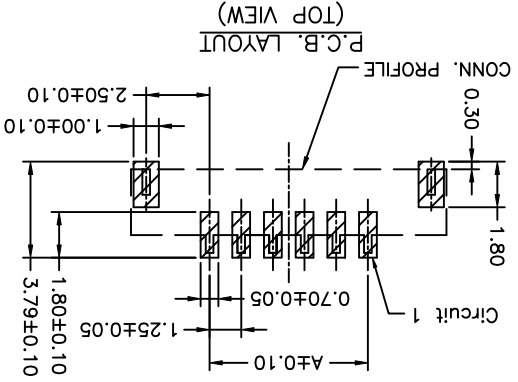
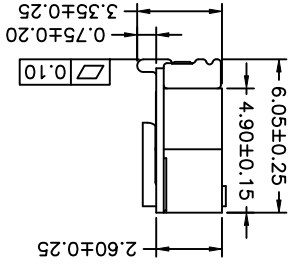
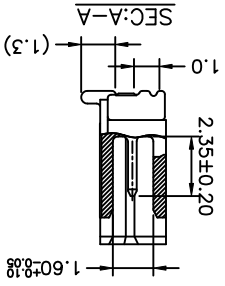
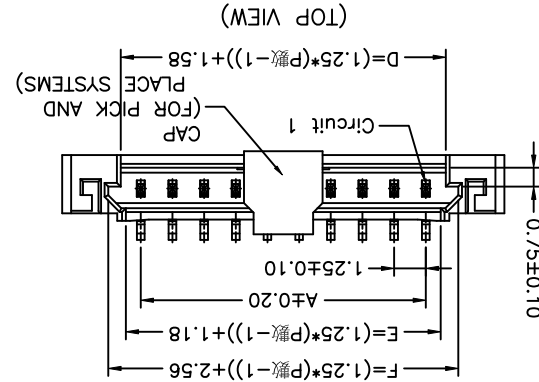
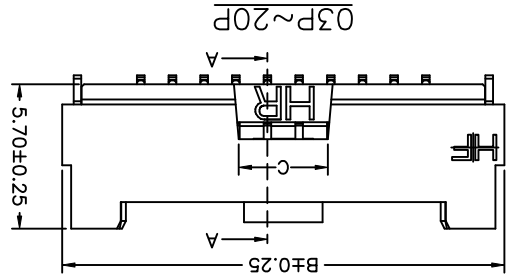
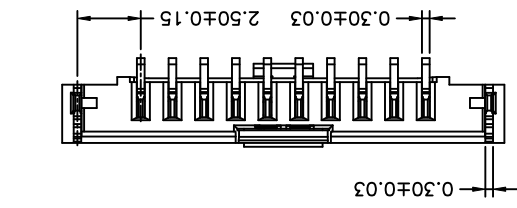


REV.	DESCRIPTION	DATE	NAME	X.XXX±0.05	ANGLE	DRAWN BY 周傑亮	APPROVED BY 謝瑞清	GENERAL TOLERANCE 2008.12.25	UNIT mm	SCALE 1 : 1	SHEET 1 of 2
A3	EN1008030208	2010.08.03	陳敏	X.XX±0.15							
A4	EN1012300309	2011.02.17	陳敏	X.X±0.25							
A5	EN109190398	2011.09.19	陳敏								
B0	EN1205170160	2012.05.21	陳敏								
B1	EN120730214	2012.05.31	周傑亮								
B2	EN1303010062	2013.01.03	周傑亮								
B3	EN1506170003	2015.06.17	唐騰鳳								


**聯達電子工業股份有限公司**  
 JOINT TECH ELECTRONIC IND. CO., LTD.  
 TITLE: 1.25mm PITCH  
 1.80° WAFER-SMT TYPE,  
 WITHOUT BOSS

DRAWN NO.:	A1253WVA-S-XPXXXXXXX
REV.	B3



Dimensions		A		B		C	
Circuit	No.	A	B	A	B	A	B
30P	36.25	42.45	6.00				
25P	30.00	36.20	6.00				
20P	23.75	29.95	5.00				
15P	17.50	23.70	5.00				
14P	16.25	22.45	5.00				
13P	15.00	21.20	5.00				
12P	13.75	19.95	5.00				
11P	12.50	18.70	5.00				
10P	11.25	17.45	3.50				
09P	10.00	16.20	3.50				
08P	8.75	14.95	3.50				
07P	7.50	13.70	3.50				
06P	6.25	12.45	3.50				
05P	5.00	11.20	3.50				
04P	3.75	9.95	3.50				
03P	2.50	8.70	3.50				
02P	1.25	7.45	3.50				

**P/N LEGEND**  
 A1253 WVA-S-XP N X B XX X 00 L  
 ① Series No.  
 ② Connector type: WVA=Vertical A Type  
 ③ Mounting type: S=SMT  
 ④ No. of circuits  
 ⑤ Material: 6=Nylon 6T-V0; L=LCP-V0  
 ⑥ Color: B=Black  
 ⑦ Pin Material: Brass/Gold-flash  
 ⑧ Nickel-plated 30u" ↓  
 ⑨ Solder Tabs: Brass/Gold-flash  
 ⑩ Nickel-plated 30u" ↓  
 ⑪ Material: LCP/Nylon 6T,UL94V-0  
 ⑫ Color: Natural(Black)  
 ⑬ SPECIFICATIONS  
 Current Rating: 1A AC,DC  
 Voltage Rating: 150V AC,DC  
 Temperature Range: -25°C ~ +85°C  
 Contact Resistance: 20mΩ Max.  
 Insulation Resistance: 500MΩ Min.  
 Withstanding Voltage: 500V AC/minute  
 Pin Material: Brass/Gold-flash  
 Nickel-plated 30u" ↓  
 Solder Tabs: Brass/Gold-flash  
 Nickel-plated 30u" ↓  
 Material: LCP/Nylon 6T,UL94V-0  
 Color: Natural(Black)  
 ⑭ Plating code for contacts:  
 G1=Gold-flash;T1=Matte Tin-plated  
 S5=Gold-plated 15u" on Contact Area  
 ⑮ Plating code for contacts:  
 Gold Flash on Solder Area  
 ⑯ Plating code for contacts:  
 G=Gold-flash;T=Matte Tin-plated  
 ⑰ Option code:00=Standard  
 ⑱ Packing code: L=Tape&Reel(With cap)



## X-ON Electronics

Largest Supplier of Electrical and Electronic Components

*Click to view similar products for [Headers & Wire Housings](#) category:*

*Click to view products by [Joint Tech](#) manufacturer:*

Other Similar products are found below :

[95000-104TRLF](#) [10135584-644402LF](#) [DF62W-EP2022PCA](#) [95000-106TRLF](#) [DF62W-2022SCA](#) [DF62W-EP2022PC](#) [2203348](#) [DF62W-2022SC](#) [1084018](#) [1029039](#) [1084017](#) [802-10-012-10-002000](#) [1112640](#) [1112639](#) [891-007-9SS-BST1T](#) [000-34000](#) [0008550134](#) [0009482033](#) [0009507031](#) [57102-F02-18ULF](#) [57102-S06-03LF](#) [57202-S52-04LF](#) [PCN6-15S-2.5E](#) [0039019024](#) [58102-G61-06LF](#) [582553-1](#) [0009485154](#) [0009508121](#) [0022285053](#) [0050291907](#) [018731A](#) [LY20-4P-DT1-P1E-BR](#) [02.125.8002.8](#) [60101931](#) [60598-1 \(Cut Strip\)](#) [M1625-3R/100](#) [61062-3](#) [61082-181009](#) [CSU011177004](#) [636-1427](#) [638009-1](#) [641938-9](#) [641991-4](#) [644168-1](#) [644827-2](#) [647662-1](#) [65039-019ELF](#) [65692-001LF](#) [65781-018](#) [65781-047](#)