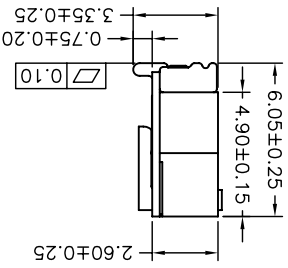
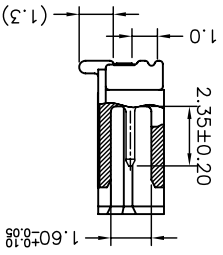
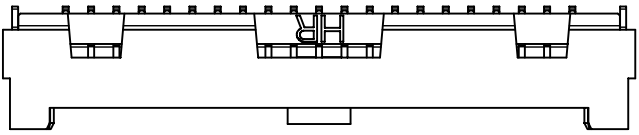
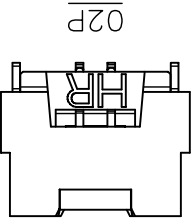
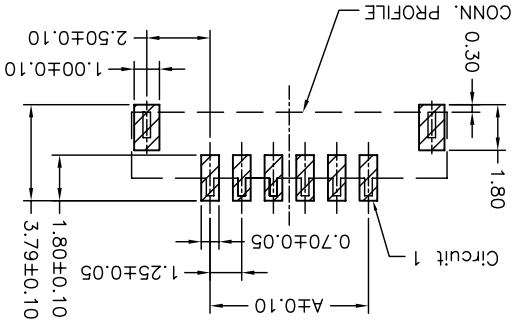


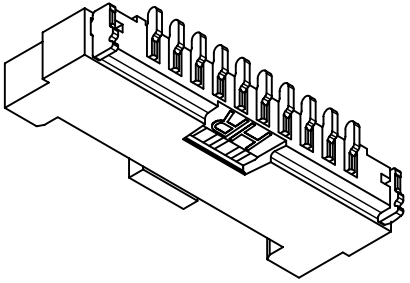
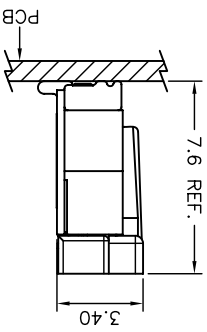
SCALE 0.8:1
21P~30P



P.C.B. LAYOUT
(TOP VIEW)



MATED CONDITION



Circuit		Dimensions	
No.	A	B	C
02P	1.25	7.45	3.50
03P	2.50	8.70	3.50
04P	3.75	9.95	3.50
05P	5.00	11.20	3.50
06P	6.25	12.45	3.50
07P	7.50	13.70	3.50
08P	8.75	14.95	3.50
09P	10.00	16.20	3.50
10P	11.25	17.45	3.50
11P	12.50	18.70	5.00
12P	13.75	19.95	5.00
13P	15.00	21.20	5.00
14P	16.25	22.45	5.00
15P	17.50	23.70	5.00
20P	23.75	29.95	5.00
25P	30.00	36.20	6.00
30P	36.25	42.45	6.00

REV.	DESCRIPTION	DATE	NAME	DATE	DESCRIPTION
B3	EN1403050002	2014.02.17	周傑亮	2007.12.26	2007.12.26
B2	EN1205170160	2012.05.21	陳敏	2011.09.19	陳敏
B1	EN109190398	2011.09.19	陳敏	2011.06.08	陳敏
B0	EN1001190040	2011.06.08	陳敏		

UNIT	SCALE	SHEET
mm	1 : 1	1 of 2

REV.	DESCRIPTION	DATE	NAME	DATE	DESCRIPTION
B3	EN1253 WVA-S-XP	2011.06.08	陳敏	2011.09.19	陳敏
B2	EN109190398	2011.09.19	陳敏	2011.06.08	陳敏
B1	EN1001190040	2011.06.08	陳敏		

燦達電子工業股份有限公司
JOINT TECH ELECTRONIC IND. CO., LTD.

TITLE:
1.25mm PITCH
180° WAFER-SMT TYPE,
WITHOUT BOSS

DRAW NO.: A1253WVA-S-XP
REV. B3

4 3 2 1

SPECIFICATIONS
 ① Series No.
 ② Connector type: W=Vertical A type
 ③ Mounting type: S=SMT
 ④ No. of circuits
 ⑤ Option code:
 Blank= Pin Material: Brass/Matte Tin-plated
 Solder Tabs: Brass/Matte Tin-plated
 D01 = Pin Material: Brass/Gold-flash
 Solder Tabs: Brass/Gold-flash
 Pin Material: Brass/Matte Tin-plated
 Solder Tabs: Brass/Matte Tin-plated
 Withstanding Voltage: 500V AC/minute
 Current Rating: 1A AC,DC
 Voltage Rating: 150V AC,DC
 Temperature Range: -25°C ~ +85°C
 Contact Resistance: 20mΩ Max.
 Insulation Resistance: 500MΩ Min.
 Material: Nylon 6T,UL94V-0
 Cap: Nylon 6T,UL94V-0 Black

P/N LEGEND
A1253 WVA-S-XP XXX

4

3

2

1

A

B

C

D

A

B

C

D

X-ON Electronics

Largest Supplier of Electrical and Electronic Components

Click to view similar products for [Headers & Wire Housings](#) category:

Click to view products by [Joint Tech](#) manufacturer:

Other Similar products are found below :

[95000-104TRLF](#) [10135584-644402LF](#) [DF62W-EP2022PCA](#) [95000-106TRLF](#) [DF62W-2022SCA](#) [DF62W-EP2022PC](#) [2203348](#) [DF62W-2022SC](#) [1084018](#) [1029039](#) [1084017](#) [802-10-012-10-002000](#) [1112640](#) [1112639](#) [891-007-9SS-BST1T](#) [000-34000](#) [0008550134](#) [0009482033](#) [0009507031](#) [57102-F02-18ULF](#) [57102-S06-03LF](#) [57202-S52-04LF](#) [PCN6-15S-2.5E](#) [0039019024](#) [58102-G61-06LF](#) [582553-1](#) [0009485154](#) [0009508121](#) [0022285053](#) [0050291907](#) [018731A](#) [LY20-4P-DT1-P1E-BR](#) [02.125.8002.8](#) [60101931](#) [60598-1 \(Cut Strip\)](#) [M1625-3R/100](#) [61062-3](#) [61082-181009](#) [CSU011177004](#) [636-1427](#) [638009-1](#) [641938-9](#) [641991-4](#) [644168-1](#) [644827-2](#) [647662-1](#) [65039-019ELF](#) [65692-001LF](#) [65781-018](#) [65781-047](#)