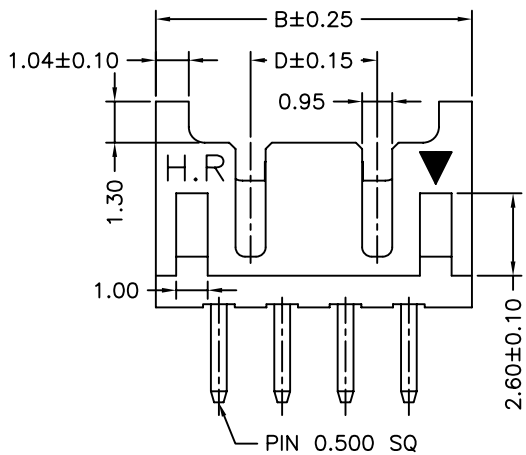
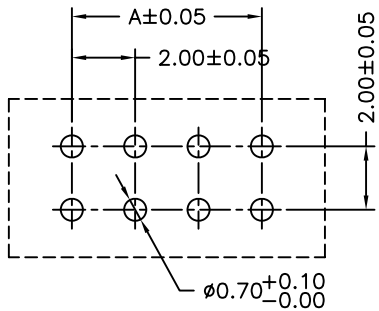


(TOP VIEW)



2X05~2X21P

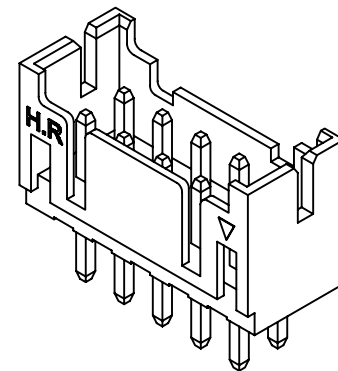


P.C.B LAYOUT

P/N LEGEND

A2004 WV-2XNP XXX
 ① ② ③ ④

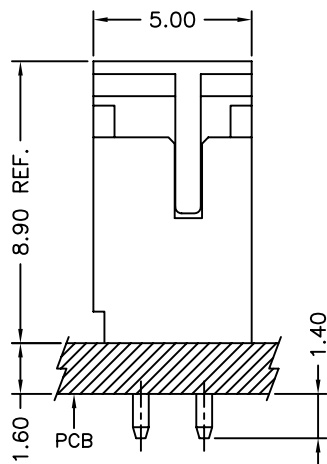
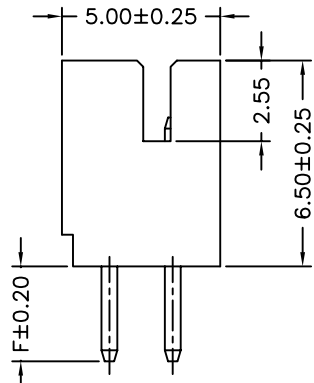
- ① Series No.
 - ② Connector type: WV=Vertical
 - ③ No. of circuits
 - ④ Option code:
- Blank= Nylon 66-V0, Gray(7528C), Tin-plated, Dim. F:3.00mm
 WH=Nylon 66-V0, Natural(White), Tin-plated, Dim. F:3.00mm
 BL=Nylon 66-V0, Blue(660C), Tin-plated, Dim. F:3.00mm
 GR=Nylon 66-V0, Green(347C), Tin-plated, Dim. F:3.00mm
 46=Nylon 46-V0, Natural(Beige), Tin-plated, Dim. F:3.00mm
 46G=Nylon 46-V0, Natural(Beige), Gold-flash, Dim. F:3.00mm
 101=Nylon 46-V0, Natural(Black), Gold-flash, Dim. F:3.00mm
 102=Nylon 46-V0, Natural(Black), Gold-plated 8u", Dim. F:3.00mm
 Y01=Nylon 66-V0, Natural(7528C), Tin-plated, Dim. F:2.00mm
 Y11=Nylon 46-V0, Natural(Beige), Tin-plated, Dim. F:2.50mm
 Y21=Nylon 46-V0, Natural(Beige), Gold-flash, Dim. F:2.50mm
 Y02=Nylon 66-V0, Natural(7528C), Tin-plated, Dim. F:2.00mm
 Y12=Nylon 46-V0, Natural(Beige), Tin-plated, Dim. F:2.00mm
 Y23=Nylon 46-V0, Natural(Beige), Gold-flash, Dim. F:1.50mm



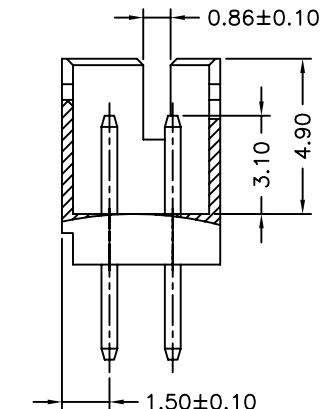
SPECIFICATIONS

Current Rating: 3A AC,DC
 Voltage Rating: 250V AC,DC
 Temperature Range: -25°C ~ +85°C
 Contact Resistance: 10mΩ Max.
 Insulation Resistance: 1000MΩ Min.
 Withstanding Voltage: 800V AC/minute
 Pin Material: Brass

Circuit No.	Dimensions				Circuit No.	Dimensions			
	A	B	C	D		A	B	C	D
2X02P	2.00	6.00	4.70	---	2X14P	26.00	30.00	28.70	24.00
2X03P	4.00	8.00	6.70	---	2X15P	28.00	32.00	30.70	26.00
2X04P	6.00	10.00	8.70	---	2X16P	30.00	34.00	32.70	28.00
2X05P	8.00	12.00	10.70	6.00	2X17P	32.00	36.00	34.70	30.00
2X06P	10.00	14.00	12.70	8.00	2X18P	34.00	38.00	36.70	32.00
2X07P	12.00	16.00	14.70	10.00	2X19P	36.00	40.00	38.70	34.00
2X08P	14.00	18.00	16.70	12.00	2X20P	38.00	42.00	40.70	36.00
2X09P	16.00	20.00	18.70	14.00	2X21P	40.00	44.00	42.70	38.00
2X10P	18.00	22.00	20.70	16.00	2X22P	42.00	46.00	44.70	40.00
2X11P	20.00	24.00	22.70	18.00	2X23P	44.00	48.00	46.70	42.00
2X12P	22.00	26.00	24.70	20.00	2X24P	46.00	50.00	48.70	44.00
2X13P	24.00	28.00	26.70	22.00					



MATED CONDITION



燦達電子工業股份有限公司
 JOINT TECH ELECTRONIC IND. CO., LTD.

UNIT	SCALE	SHEET
mm	1 : 1	1 of 1
DRAWN BY	APPROVED BY	
董正一	董正一	
2001.02.01	2001.02.01	
GENERAL TOLERANCE		
B4	EN1312160434	2013.12.16 郭木思
B3	EN1205310181	2012.05.31 陳錦展
B2	EN1103280080	2011.03.25 陳錦展
REV.	DESCRIPTION	DATE NAME
	X.X±0.25	ANGLE±
	X.XX±0.15	
	X.XXX±0.05	

TITLE:
 2.00mm PITCH
 180° WAFER
 DRAW NO.: A2004WV-2XNP
 REV. B4

X-ON Electronics

Largest Supplier of Electrical and Electronic Components

Click to view similar products for [Headers & Wire Housings](#) category:

Click to view products by [Joint Tech](#) manufacturer:

Other Similar products are found below :

[95000-104TRLF](#) [10135584-644402LF](#) [DF62W-EP2022PCA](#) [95000-106TRLF](#) [DF62W-2022SCA](#) [DF62W-EP2022PC](#) [2203348](#) [DF62W-2022SC](#) [1084018](#) [1029039](#) [1084017](#) [802-10-012-10-002000](#) [1112640](#) [1112639](#) [891-007-9SS-BST1T](#) [000-34000](#) [0008550134](#) [0009482033](#) [0009507031](#) [57102-F02-18ULF](#) [57102-S06-03LF](#) [57202-S52-04LF](#) [PCN6-15S-2.5E](#) [0039019024](#) [58102-G61-06LF](#) [582553-1](#) [0009485154](#) [0009508121](#) [0022285053](#) [0050291907](#) [018731A](#) [LY20-4P-DT1-P1E-BR](#) [02.125.8002.8](#) [60101931](#) [60598-1 \(Cut Strip\)](#) [M1625-3R/100](#) [61062-3](#) [61082-181009](#) [CSU011177004](#) [636-1427](#) [638009-1](#) [641938-9](#) [641991-4](#) [644168-1](#) [644827-2](#) [647662-1](#) [65039-019ELF](#) [65692-001LF](#) [65781-018](#) [65781-047](#)