

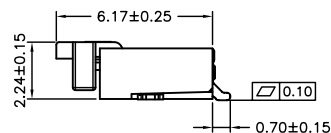

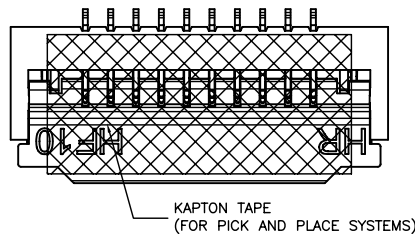
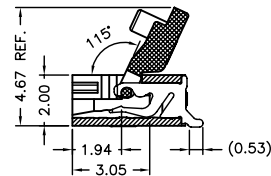
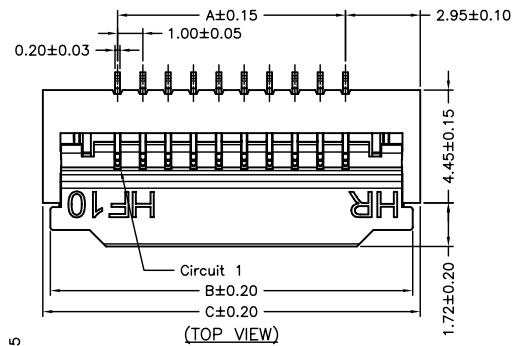
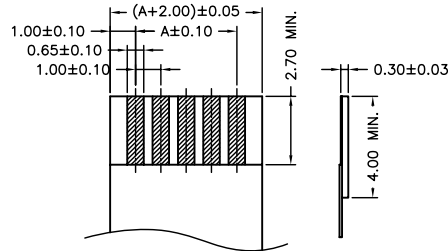
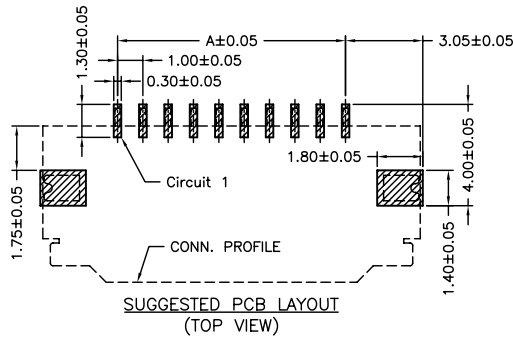
P/N LEGEND

F1015 WR-S-XP N L N XX X 01 L
 ① ② ③ ④ ⑤ ⑥ ⑦ ⑧ ⑨ ⑩ ⑪

- ① Series No.
- ② Connector type: WR=Right angle
- ③ Mounting type: S=SMT
- ④ No. of circuits
- ⑤ N=Halogen Free
- ⑥ Material: L=LCP
- ⑦ Color: N=Natural(Beige)
- ⑧ Plating code for contacts:
T1=Matte Tin-plated; G1=Gold-flash
- ⑨ Plating code for solder tabs:
T=Matte Tin-plated; G=Gold-flash
- ⑩ Option code: 01=Cap Material is LCP
- ⑪ Packing code: L=Tape & Reel(With Mylar)

SPECIFICATIONS

Current Rating: 0.5A AC,DC
 Voltage Rating: 50V AC,DC
 Temperature Range: -25°C ~ +85°C
 Contact Resistance: 30mΩ Max.
 Insulation Resistance: 500MΩ Min.
 Withstanding Voltage: 500V AC/minute
 Contacts: Phosphor Bronze/Matte Tin-plated or Gold-flash
 Solder Tabs: Brass/Matte Tin-plated or Gold-flash
 Housing: LCP,UL94V-0,Natural(Beige)
 Cover: LCP,UL94V-0,Natural(Black)



Circuit No.	Dimensions				Circuit No.	Dimensions			
	A	B	C	D		A	B	C	D
04P	3.00	8.30	8.90	5.10	23P	22.00	27.30	27.90	24.10
05P	4.00	9.30	9.90	6.10	24P	23.00	28.30	28.90	25.10
06P	5.00	10.30	10.90	7.10	25P	24.00	29.30	29.90	26.10
07P	6.00	11.30	11.90	8.10	26P	25.00	30.30	30.90	27.10
08P	7.00	12.30	12.90	9.10	27P	26.00	31.30	31.90	28.10
09P	8.00	13.30	13.90	10.10	28P	27.00	32.30	32.90	29.10
10P	9.00	14.30	14.90	11.10	29P	28.00	33.30	33.90	30.10
11P	10.00	15.30	15.90	12.10	30P	29.00	34.30	34.90	31.10
12P	11.00	16.30	16.90	13.10	31P	30.00	35.30	35.90	32.10
13P	12.00	17.30	17.90	14.10	32P	31.00	36.30	36.90	33.10
14P	13.00	18.30	18.90	15.10	33P	32.00	37.30	37.90	34.10
15P	14.00	19.30	19.90	16.10	34P	33.00	38.30	38.90	35.10
16P	15.00	20.30	20.90	17.10	35P	34.00	39.30	39.90	36.10
17P	16.00	21.30	21.90	18.10	36P	35.00	40.30	40.90	37.10
18P	17.00	22.30	22.90	19.10	37P	36.00	41.30	41.90	38.10
19P	18.00	23.30	23.90	20.10	38P	37.00	42.30	42.90	39.10
20P	19.00	24.30	24.90	21.10	39P	38.00	43.30	43.90	40.10
21P	20.00	25.30	25.90	22.10	40P	39.00	44.30	44.90	41.10
22P	21.00	26.30	26.90	23.10	41P	40.00	45.30	45.90	42.10



燦達電子工業股份有限公司
 JOINT TECH ELECTRONIC IND. CO., LTD.

UNIT	SCALE	SHEET
mm	1 : 1	1 of 2
DRAWN BY 周傑亮 2013.08.19		APPROVED BY 張子波 2013.08.19
GENERAL TOLERANCE		
X. X±0.25	ANGLE±	
X. XX±0.15	▽	
X. XXX±0.05	⊕	

TITLE:
 1.00mm PITCH FFC/FPC
 CONNECTOR, 90° SMT TYPE,
 ZIF, BOTTOM CONTACT STYLE

DRAW NO.: F1015WR-S-XPXXXXX01X REV. AO

AO	NEW RELEASE	2013.08.19	周傑亮
REV.	DESCRIPTION	DATE	NAME

X-ON Electronics

Largest Supplier of Electrical and Electronic Components

Click to view similar products for [FFC & FPC Connectors](#) category:

Click to view products by [Joint Tech](#) manufacturer:

Other Similar products are found below :

[00-6200-227-022-800](#) [006205250500825+](#) [006205280500825+](#) [FPH-1422G](#) [FPH-1602G](#) [FPH-2022G](#) [52610-1075](#) [52610-1275](#) [52610-1934](#)
[501864-3091-TR225](#) [086222026001800](#) [52610-0675](#) [62674-201121DLF](#) [62684-36210E9ALF](#) [52746-1671-TR250](#) [10051922-2810EHLF](#) [6-](#)
[520415-9](#) [686322124422](#) [XF3M-2915-1B-R100](#) [AYF353125A](#) [AYF530665TA](#) [AYF534065TA](#) [AYF351525](#) [086212040340800+](#)
[AYF530365TA](#) [67000-004LF](#) [006207341915000+](#) [207356-1](#) [67000-003LF](#) [HFW14R-2STE9LF](#) [SFW12R-5STE9LF](#) [SFW18R-1STAE9LF](#)
[SFW4R-5STE9LF](#) [52807-0430](#) [046283021002868+](#) [502250-8027](#) [104267-9617](#) [66987-011LF](#) [HFW8S-2STAE1HLF](#) [67000-008LF](#)
[HFW22R-2STE1H1LF](#) [0781271110](#) [5019511030](#) [200528-0260](#) [5039084120](#) [503908-5120](#) [SFW20R-1STGE5LF](#) [FH12-18S-0.5SH](#)
[686116183522](#) [FH64MA-11S-0.25SHW](#)