



**CABLE CLIPS | PIPES CONNECTORS | CABLE TRAYS | CABLE PIPES**

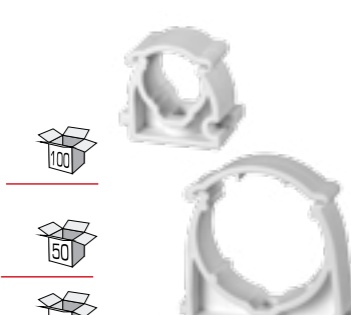
|                  |                                      |
|------------------|--------------------------------------|
| <b>UK-O</b>      | Cable clip with nail for round cable |
| <b>UK-O 5-7</b>  | Dia of cable 5 to 7 mm               |
| <b>UK-O 8-10</b> | Dia of cable 8 to 10 mm              |
| <b>UK-P</b>      | Cable clip with nail for flat cable  |
| <b>UK-P 6/4</b>  | Dim 6 x 4 mm                         |
| <b>UK-O 10/6</b> | Dim 10 x 6 mm                        |



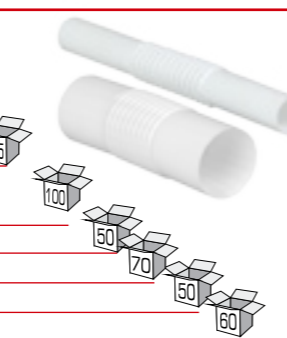
|             |                             |
|-------------|-----------------------------|
| <b>U</b>    | Open holder for cable pipes |
| <b>U-16</b> | Holder Ø 16                 |
| <b>U-18</b> | Holder Ø 18                 |
| <b>U-20</b> | Holder Ø 20                 |
| <b>U-22</b> | Holder Ø 22                 |
| <b>U-28</b> | Holder Ø 28                 |
| <b>U-37</b> | Holder Ø 37                 |
| <b>U-47</b> | Holder Ø 47                 |




|              |                                    |
|--------------|------------------------------------|
| <b>UZ</b>    | Holder with open close possibility |
| <b>UZ-16</b> | Closed holder Ø 16                 |
| <b>UZ-18</b> | Closed holder Ø 18                 |
| <b>UZ-20</b> | Closed holder Ø 20                 |
| <b>UZ-22</b> | Closed holder Ø 22                 |
| <b>UZ-25</b> | Closed holder Ø 25                 |
| <b>UZ-28</b> | Closed holder Ø 28                 |
| <b>UZ-32</b> | Closed holder Ø 32                 |
| <b>UZ-37</b> | Closed holder Ø 37                 |
| <b>UZ-40</b> | Closed holder Ø 40                 |
| <b>UZ-47</b> | Closed holder Ø 47                 |
| <b>UZ-50</b> | Closed holder Ø 50                 |




|             |                |
|-------------|----------------|
| <b>Z</b>    | Pipe connector |
| <b>Z-16</b> | Pipe con. Ø 16 |
| <b>Z-18</b> | Pipe con. Ø 18 |
| <b>Z-20</b> | Pipe con. Ø 20 |
| <b>Z-22</b> | Pipe con. Ø 22 |
| <b>Z-25</b> | Pipe con. Ø 25 |
| <b>Z-28</b> | Pipe con. Ø 28 |
| <b>Z-32</b> | Pipe con. Ø 32 |
| <b>Z-37</b> | Pipe con. Ø 37 |
| <b>Z-40</b> | Pipe con. Ø 40 |
| <b>Z-47</b> | Pipe con. Ø 47 |
| <b>Z-50</b> | Pipe con. Ø 50 |



|                   |                       |
|-------------------|-----------------------|
| <b>LE</b>         | Cable trays           |
| <b>LE 15 x 10</b> | Dim 15 x 10 x 2000 mm |
| <b>LE 20 x 15</b> | Dim 20 x 15 x 2000 mm |
| <b>LE 35 x 15</b> | Dim 35 x 15 x 2000 mm |
| <b>LE 35 x 18</b> | Dim 35 x 18 x 2000 mm |
| <b>LE 40 x 25</b> | Dim 40 x 25 x 2000 mm |

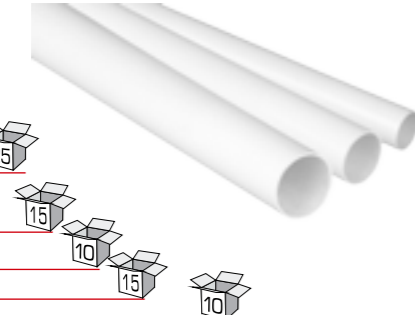


|                    |                                    |
|--------------------|------------------------------------|
| <b>KE</b>          | Cable trays                        |
| <b>KE 40 x 40</b>  | Dim 40 x 40 x 2000 mm              |
| <b>KE 60 x 40</b>  | Dim 60 x 40 x 2000 mm              |
| <b>KE 90 x 40</b>  | Dim 90 x 40 x 2000 mm with clamps  |
| <b>KE 90 x 60</b>  | Dim 90 x 60 x 2000 mm with clamps  |
| <b>KE 100 x 60</b> | Dim 100 x 60 x 2000 mm with clamps |




Accessories for cable trays system.

|              |                         |
|--------------|-------------------------|
| <b>RL</b>    | Cable pipes PCV 2 or 3m |
| <b>RL-16</b> | Pipe Ø 16               |
| <b>RL-18</b> | Pipe Ø 18               |
| <b>RL-20</b> | Pipe Ø 20               |
| <b>RL-22</b> | Pipe Ø 22               |
| <b>RL-25</b> | Pipe Ø 25               |
| <b>RL-28</b> | Pipe Ø 28               |
| <b>RL-32</b> | Pipe Ø 32               |
| <b>RL-37</b> | Pipe Ø 37               |
| <b>RL-40</b> | Pipe Ø 40               |
| <b>RL-47</b> | Pipe Ø 47               |
| <b>RL-50</b> | Pipe Ø 50               |





**ACCESSORIES**


|                 |                            |
|-----------------|----------------------------|
| <b>ZG-1</b>     | Safety locking for sockets |
| DESCRIPTION     | 5 pcs lockings + 1 key     |
| COLOR           | <input type="checkbox"/>   |
| CARTON QUANTITY |                            |




|                 |  |
|-----------------|--|
| <b>OPW</b>      | Wall protection plate  |
| COLOR           | <input type="checkbox"/> <input type="checkbox"/> <input type="checkbox"/> <input type="checkbox"/> <input type="checkbox"/> |
| COLOR           | <input type="checkbox"/> <input type="checkbox"/> <input type="checkbox"/> <input type="checkbox"/> <input type="checkbox"/> |
| CARTON QUANTITY |  |
| <b>OW-1</b>     |  |




|                 |   |
|-----------------|---|
| <b>WC-1</b>     | Light switch with chain                           |
| COLOR           | <input type="checkbox"/> <input type="checkbox"/> |
| CARTON QUANTITY |   |
|                 | IP20 2,5A 250V~                                   |




|                 |   |
|-----------------|---|
| <b>KND-6</b>    | Lighting switch                                   |
| DESCRIPTION     | 2-pole  |
| COLOR           | <input type="checkbox"/> <input type="checkbox"/> |
| CARTON QUANTITY |   |
|                 | 16A 250V~   |




|                 |   |
|-----------------|---|
| <b>WS-1P</b>    | Lamp switch   |
| DESCRIPTION     | 1-pole to 2-pole  |
| COLOR           | <input type="checkbox"/> <input type="checkbox"/> <input type="checkbox"/> <input type="checkbox"/> <input type="checkbox"/> <input type="checkbox"/> |
| CARTON QUANTITY |   |
|                 | 2,5A 250V~  |
| <b>WS-2P</b>    | 2-pole  |




|                 |   |
|-----------------|---|
| <b>WN</b>       | Floor switch  |
| <b>WN-1</b>     |   |
| <b>WN-1K</b>    |   |
| <b>WN-1Z</b>    |   |
| <b>WN-1K/Z</b>  |   |
| <b>WN-2</b>     |   |
| <b>WN-2Z</b>    |   |
| COLOR           | <input type="checkbox"/> <input type="checkbox"/> <input type="checkbox"/> <input type="checkbox"/> <input type="checkbox"/> <input type="checkbox"/> |
| CARTON QUANTITY |   |
|                 | 2,5A 250V~  |
|                 | 16A   |



|              |                |
|--------------|----------------|
| <b>WA-1</b>  | 1-pole switch  |
| <b>WA-1</b>  | normal         |
| <b>WA-1Z</b> | open           |
| <b>WA-1R</b> | closed         |
|              |                |
|              | 2,5A 250V~ 16A |



|                 |                |
|-----------------|----------------|
| <b>WA-2</b>     | 2-pole switch  |
| <b>WA-2</b>     | normal         |
| <b>WA-2Z</b>    | open           |
| <b>WA-2R</b>    | closed         |
| CARTON QUANTITY |                |
|                 | 2,5A 250V~ 16A |



## X-ON Electronics

Largest Supplier of Electrical and Electronic Components

*Click to view similar products for [Conduit Fittings & Accessories](#) category:*

*Click to view products by [Jonex](#) manufacturer:*

Other Similar products are found below :

[790-3006](#) [790-3150](#) [790-3168](#) [RE42](#) [LT20090](#) [LTB15045](#) [LTB20045](#) [LTB3890](#) [CGE195](#) [790-3154](#) [790-3008](#) [790-3014](#) [790-3020](#) [790-3152](#) [790-3156](#) [790-3166](#) [790-3002](#) [790-3162](#) [C2016-P](#) [C2012-P](#) [561-87BG11BLK](#) [1.511.1601.50](#) [55502675](#) [2676](#) [302-TB](#) [655241-000](#) [C17](#) [262-420](#) [TMC165-BR](#) [RBDP-BLA-20D236U](#) [RBDP-BLA-30D346U](#) [SPL25/075/M](#) [CN21](#) [SRN21](#) [3405B](#) [4975](#) [VC12516](#) [RC156-0500](#) [DM0523-1/2A](#) [1035A](#) [DMS0250-1A](#) [DMS0313-1A](#) [1040A](#) [1050A](#) [R1/8A](#) [DMPC0490-1/2A](#) [DMPC0521-1/2A](#) [DMPC0552-1/2A](#) [1070A](#) [R1/2A](#)