

DUAL OPERATIONAL AMPLIFIER

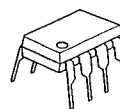
■ GENERAL DESCRIPTION

NJM 2100 is a low supply voltage and low saturation output voltage (± 2.0 V p-p at supply voltage ± 2.5 V) operational amplifier. It is applicable to handy type CD, radio cassette CD, and portable DAT, that are digital audio apparatus which require the 5 V single supply operation and high output voltage.

■ FEATURES

- Single Supply Operation
- Operating Voltage (± 1.0 V \sim ± 3.5 V)
- Low Saturation Output Voltage
- High Slew Rate (4 V/ μ s typ.)
- Package Outline DIP8, DMP8, SIP8, SSOP8
- Bipolar Technology

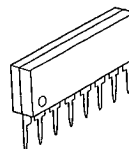
■ PACKAGE OUTLINE



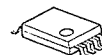
NJM2100D



NJM2100M

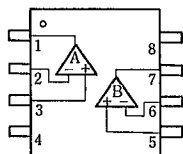


NJM2100L

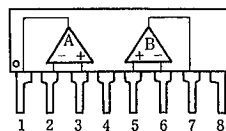


NJM2100V

■ PIN CONFIGURATION



NJM2100D
NJM2100M
NJM2100V

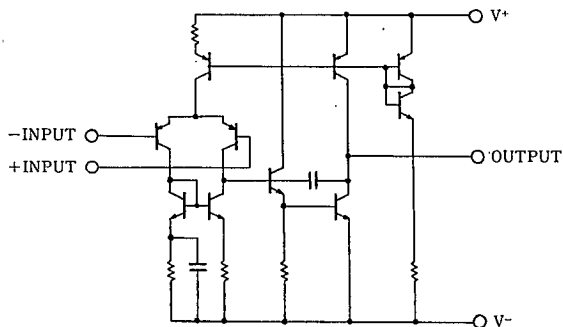


NJM2100L

PIN FUNCTION

1. A OUTPUT
2. A -INPUT
3. A +INPUT
4. V⁻
5. B +INPUT
6. B -INPUT
7. B OUTPUT
8. V⁺

■ EQUIVALENT CIRCUIT (1/2 Shown)



4

■ ABSOLUTE MAXIMUM RATINGS

(Ta=25°C)

PARAMETER	SYMBOL	RATINGS	UNIT
Supply Voltage	V ⁺ /V ⁻	±3.5	V
Differential Input Voltage	V _{ID}	±7	V
Input Voltage	V _{IC}	±3.5	V
Power Dissipation	P _D	(DIP8) 500	mW
		(DIM8) 300	mW
		(SSOP8) 250	mW
		(SIP8) 800	mW
Operating Temperature Range	T _{opr}	-40 ~ +85	°C
Storage Temperature Range	T _{stg}	-40 ~ +125	°C

■ ELECTRICAL CHARACTERISTICS

(Ta=25°C, V⁺=5V)

PARAMETER	SYMBOL	TEST CONDITION	MIN.	TYP.	MAX.	UNIT
Input Offset Voltage	V _{IO}	R _S ≤ 10kΩ	—	1	6	mV
Input Bias Current	I _{IB}		—	100	300	nA
Large Signal Voltage Gain	A _V	R _L ≥ 10kΩ	60	80	—	dB
Maximum Output Voltage Swing	V _{OM}	R _L ≥ 2.5kΩ	±2	±2.2	—	V
Input Common Mode Voltage Range	V _{ICM}		±1.5	—	—	V
Common Mode Rejection Ratio	CMR		60	74	—	dB
Supply Voltage Rejection Ratio	SVR		60	80	—	dB
Operating Current	I _{CC}	V _{IN} =0, R _L =∞	—	3.5	5	mA
Slew Rate	SR	A _V =1, V _{IN} =±1V	—	4	—	V/μS
Gain Bandwidth product	GB	f=10kHz	—	12	—	MHz

(Note 1) Applied circuit voltage gain is desired to be operated within the range of 3 dB to 30 dB.

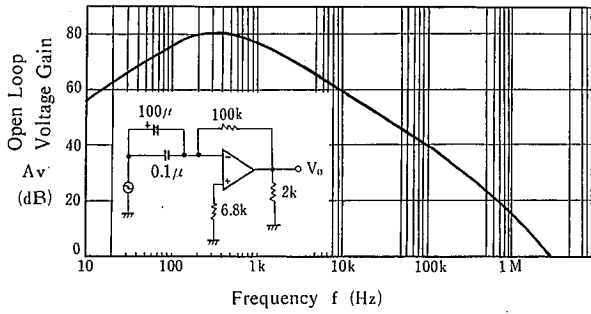
(Note 2) Special care being required for input common mode voltage range and the oscillation due to the capacitive load when operating on voltage follower.

(Note 3) Special care being required for the oscillation, yet having the gain when the supply voltage is applied at more than 5 V (single supply voltage 5 V).

TYPICAL CHARACTERISTICS

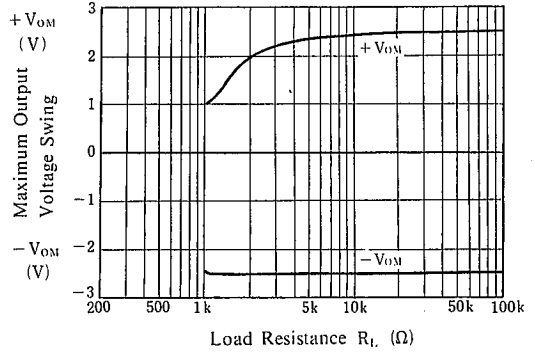
Open Loop Voltage Gain vs. Frequency

($V^+/V^- = \pm 2.5V$, $T_a = 25^\circ C$)



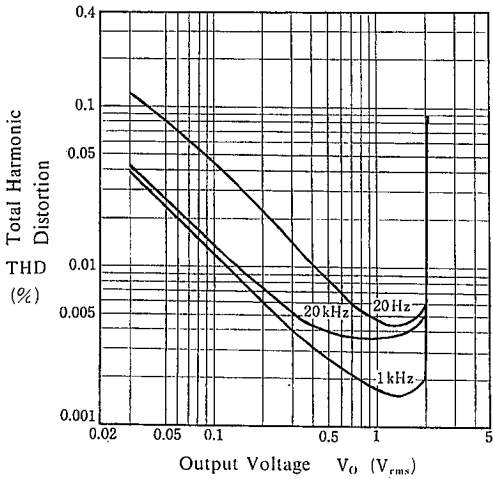
Maximum Output Voltage Swing vs. Load Resistance

($V^+/V^- = \pm 2.5V$, $T_a = 25^\circ C$)



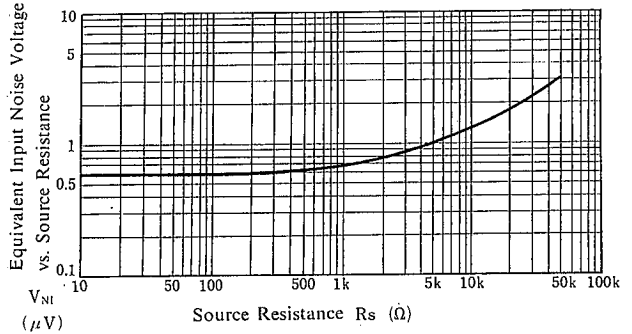
Total Harmonic Distortion vs. Output Voltage

($V^+/V^- = \pm 3V$, $R_L = 4k\Omega$, Gain = 10dB, $T_a = 25^\circ C$)



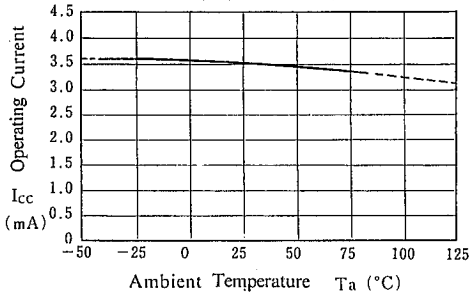
Equivalent Input Noise Voltage vs. Source Resistance

($V^+/V^- = \pm 3V$, JISA, $T_a = 25^\circ C$)



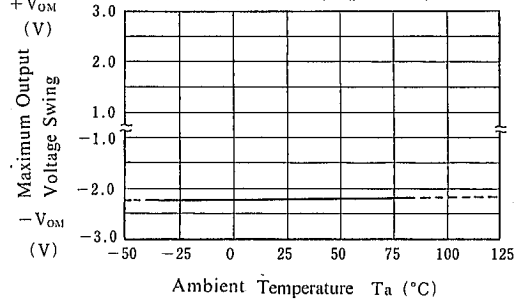
Operating Current vs. Temperature

($V^+/V^- = \pm 2.5V$)

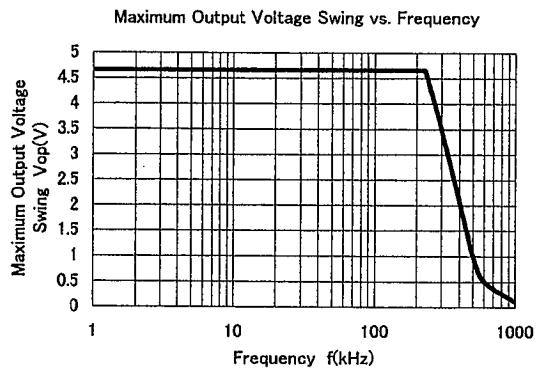
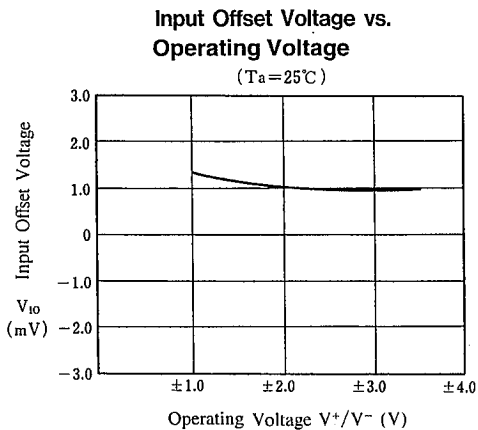
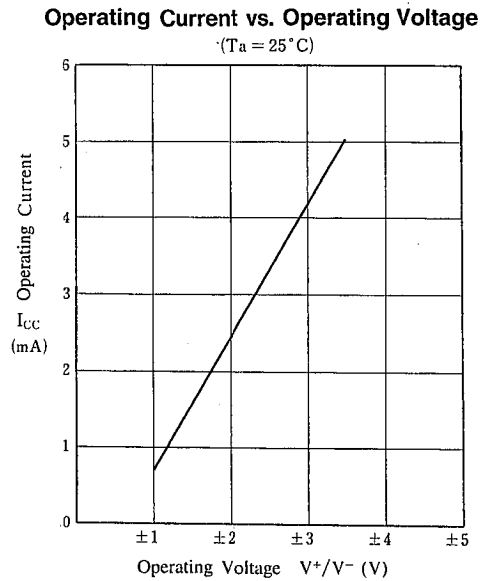
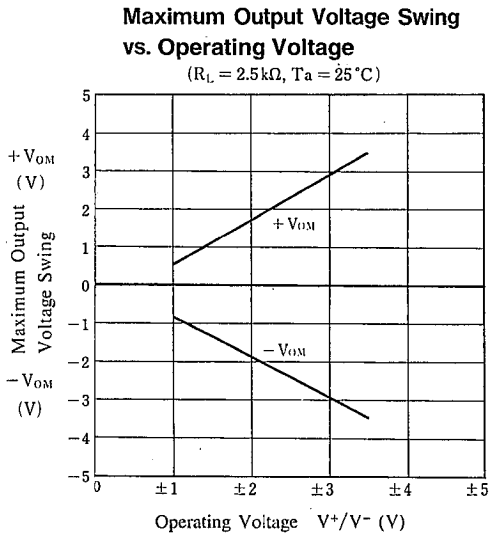
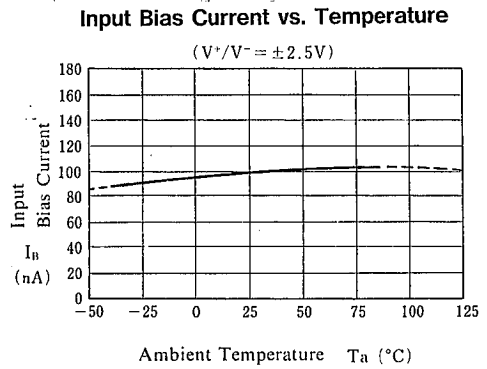
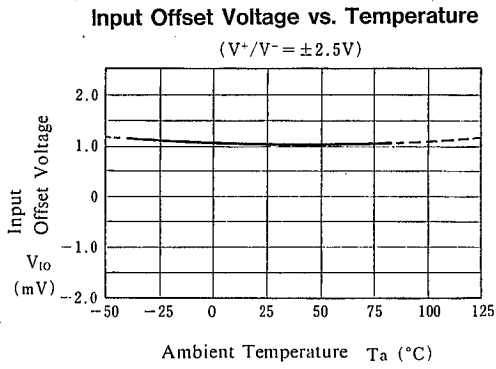


Maximum Output Voltage Swing vs. Temperature

($V^+/V^- = \pm 2.5V$, $R_L = 2.5k\Omega$)



■ TYPICAL CHARACTERISTICS



MEMO

[CAUTION]

The specifications on this databook are only given for information, without any guarantee as regards either mistakes or omissions. The application circuits in this databook are described only to show representative usages of the product and not intended for the guarantee or permission of any right including the industrial rights.

X-ON Electronics

Largest Supplier of Electrical and Electronic Components

Click to view similar products for [Operational Amplifiers - Op Amps](#) category:

Click to view products by [JRC](#) manufacturer:

Other Similar products are found below :

[430227FB](#) [AZV831KTR-G1](#) [UPC451G2-A](#) [UPC824G2-A](#) [LT1678IS8](#) [042225DB](#) [058184EB](#) [UPC822G2-A](#) [UPC258G2-A](#)
[NCS5651MNTXG](#) [NCV33202DMR2G](#) [NJM324E](#) [NTE925](#) [5962-9080901MCA*](#) [AP4310AUMTR-AG1](#) [HA1630D02MMEL-E](#)
[HA1630S01LPEL-E](#) [SCY33178DR2G](#) [NJU77806F3-TE1](#) [NCV5652MUTWG](#) [NCV20034DR2G](#) [LM2902EDR2G](#) [NTE778S](#) [NTE871](#)
[NTE924](#) [NTE937](#) [MCP6V16UT-E/OT](#) [MCP6V17T-E/MS](#) [MCP6V19T-E/ST](#) [SCY6358ADR2G](#) [LTC2065IUD#PBF](#) [NCS20282FCTTAG](#)
[LM4565FVT-GE2](#) [EL5420CRZ-T7A](#) [TSV791IYLT](#) [TSV772IQ2T](#) [TLV2772QPWR](#) [NJM2100M-TE1](#) [NJM4556AM-TE1](#) [MCP6487-E/SN](#)
[MCP6487-E/MS](#) [AS324MTR-E1](#) [AS358MMTR-G1](#) [MCP6232T-EMNY](#) [MCP662-E/MF](#) [TLC081AIP](#) [TLC082AIP](#) [TLE2074ACDW](#)
[TLV07IDR](#) [TLV2170IDGKT](#)