


FEATURES

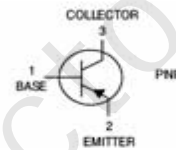
- Low current.(max.100mA).
- Low voltage..



SOT-23

APPLICATIONS

- General purpose switching and amplification.



ORDERING INFORMATION

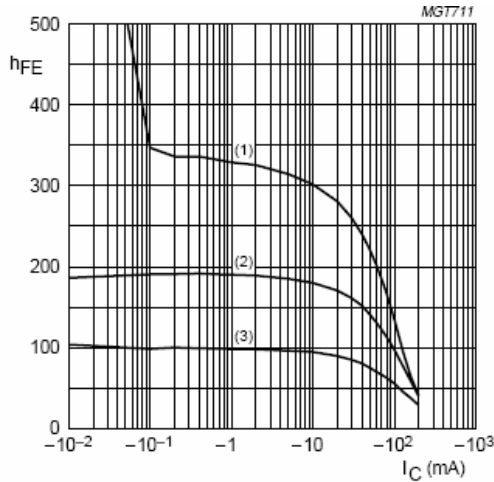
Type No.	Marking	Package Code
BC856A/B	3A/3B	SOT-23
BC857A/B/C	3E/3F/3G	SOT-23
BC858A/B/C	3J/3K/3L	SOT-23

MAXIMUM RATING @ Ta=25°C unless otherwise specified

Symbol	Parameter	Value	Units
V _{CBO}	Collector-Base Voltage	BC856	-80
		BC857	-50
		BC858	-30
V _{CEO}	Collector-Emitter Voltage	BC856	-65
		BC857	-45
		BC858	-30
V _{EBO}	Emitter-Base Voltage	-5	V
I _C	Collector Current -Continuous	-0.1	A
P _C	Collector Dissipation	250	mW
T _j , T _{stg}	Junction and Storage Temperature	-65 to +150	°C

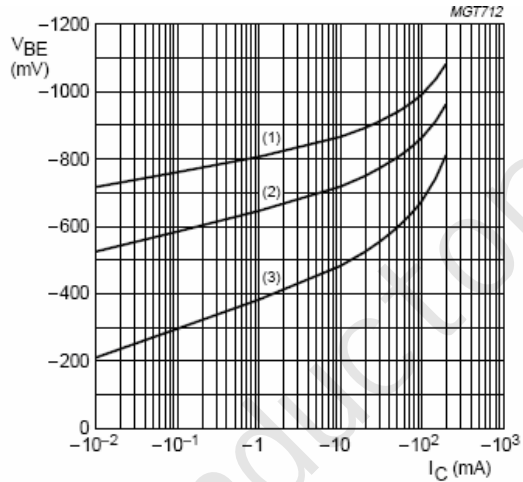
ELECTRICAL CHARACTERISTICS @ Ta=25°C unless otherwise specified

Parameter	Symbol	Test conditions	MIN	TYP	MAX	UNIT
Collector-base breakdown voltage	BC856 BC857 BC858	$V_{(BR)CBO}$ $I_C=-10\mu A, I_E=0$	-80 -50 -30			V
Collector-emitter breakdown voltage	BC856 BC857 BC858	$V_{(BR)CEO}$ $I_C=-10mA, I_B=0$	-65 -45 -30			V
Emitter-base breakdown voltage		$V_{(BR)EBO}$ $I_E=-1\mu A, I_C=0$	-5			V
Collector cut-off current		I_{CBO} $V_{CB}=-30V, I_E=0$		-1	-15	nA
Emitter cut-off current		I_{EBO} $V_{EB}=-5V, I_C=0$			-0.1	μA
DC current gain	BC856A,857A,858A BC856B,857B,858B BC857C,858C	h_{FE} $V_{CE}=-5V, I_C=-2mA$	125 220 420		250 475 800	
Collector-emitter saturation voltage		$V_{CE(sat)}$ $I_C=-100mA, I_B=-5mA$ $I_C=-10mA, I_B=-0.5mA$			-0.65 -0.3	V
Base-emitter saturation voltage		$V_{BE(sat)}$ $I_C=-10mA, I_B=-0.5mA$ $I_C=-100mA, I_B=-5mA$		-0.7 -0.85		V
Base-emitter voltage		$V_{BE(on)}$ $I_C=-2mA, V_{CE}=-5V$ $I_C=-10mA, V_{CE}=-5V$	-0.6	-0.65	-0.75 -0.82	V
collector capacitance		C_c $V_{CB}=-10V, I_E=I_e=0$ $f=1MHz$		4.5		pF
Transition frequency		F $I_C=-200\mu A, V_{CE}=-5V,$ $R_S=2k\Omega, f=1kHz,$ $B=200Hz$		2	10	dB
Transition frequency		f_T $V_{CE}=-5V, I_C=-10mA$ $f=100MHz$	100			MHz

TYPICAL CHARACTERISTICS @ $T_a=25^\circ\text{C}$ unless otherwise specified


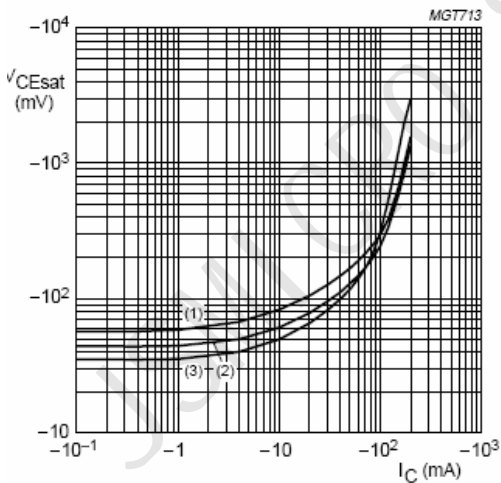
BC857A; $V_{CE} = -5\text{ V}$.
 (1) $T_{amb} = 150^\circ\text{C}$.
 (2) $T_{amb} = 25^\circ\text{C}$.
 (3) $T_{amb} = -55^\circ\text{C}$.

Fig.1 DC current gain as a function of collector current; typical values.



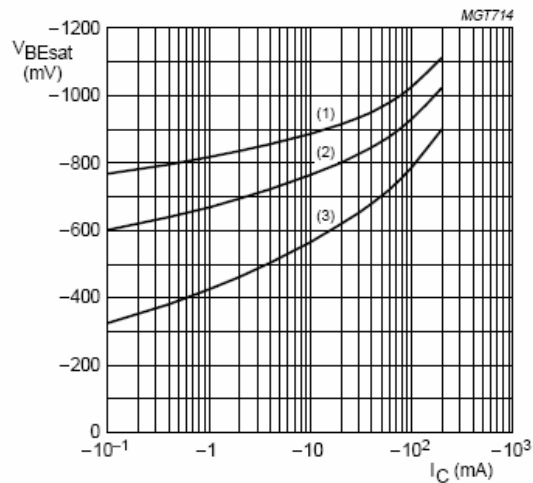
BC857A; $V_{CE} = -5\text{ V}$.
 (1) $T_{amb} = -55^\circ\text{C}$.
 (2) $T_{amb} = 25^\circ\text{C}$.
 (3) $T_{amb} = 150^\circ\text{C}$.

Fig.2 Base-emitter voltage as a function of collector current; typical values.



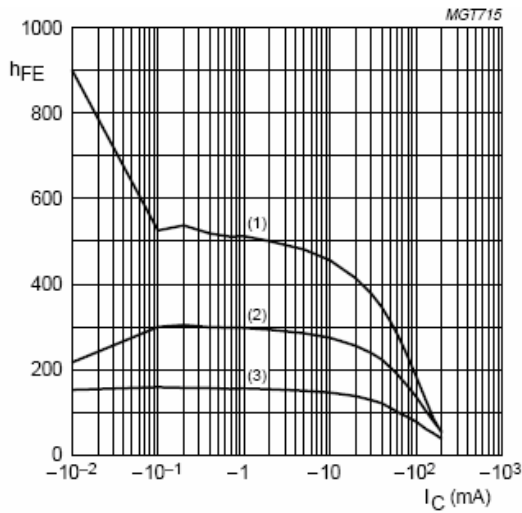
BC857A; $I_C/I_B = 20$.
 (1) $T_{amb} = 150^\circ\text{C}$.
 (2) $T_{amb} = 25^\circ\text{C}$.
 (3) $T_{amb} = -55^\circ\text{C}$.

Fig.3 Collector-emitter saturation voltage as a function of collector current; typical values.



BC857A; $I_C/I_B = 20$.
 (1) $T_{amb} = -55^\circ\text{C}$.
 (2) $T_{amb} = 25^\circ\text{C}$.
 (3) $T_{amb} = 150^\circ\text{C}$.

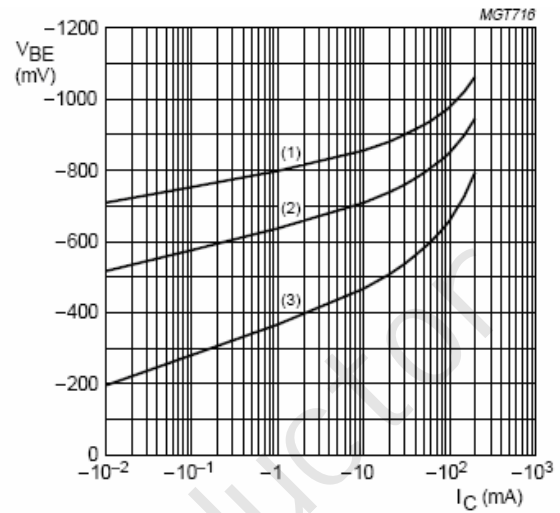
Fig.4 Base-emitter saturation voltage as a function of collector current; typical values.



BC857B; $V_{CE} = -5\text{ V}$.

- (1) $T_{amb} = 150\text{ }^{\circ}\text{C}$.
- (2) $T_{amb} = 25\text{ }^{\circ}\text{C}$.
- (3) $T_{amb} = -55\text{ }^{\circ}\text{C}$.

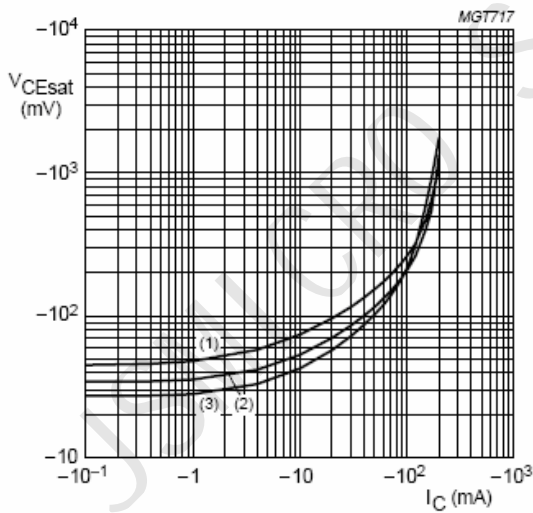
Fig.5 DC current gain as a function of collector current; typical values.



BC857B; $V_{CE} = -5\text{ V}$.

- (1) $T_{amb} = -55\text{ }^{\circ}\text{C}$.
- (2) $T_{amb} = 25\text{ }^{\circ}\text{C}$.
- (3) $T_{amb} = 150\text{ }^{\circ}\text{C}$.

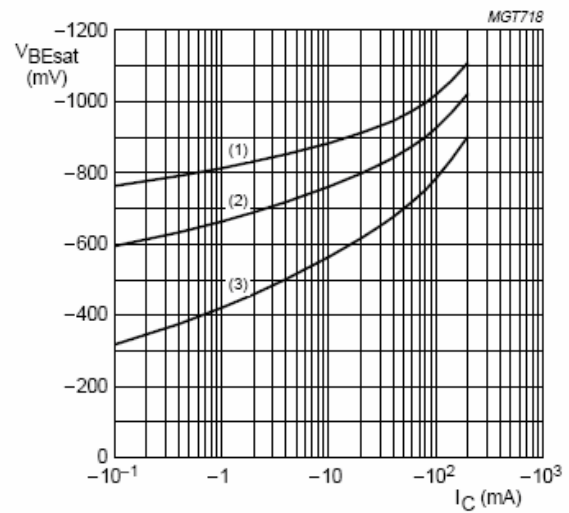
Fig.6 Base-emitter voltage as a function of collector current; typical values.



BC857B; $I_C/I_B = 20$.

- (1) $T_{amb} = 150\text{ }^{\circ}\text{C}$.
- (2) $T_{amb} = 25\text{ }^{\circ}\text{C}$.
- (3) $T_{amb} = -55\text{ }^{\circ}\text{C}$.

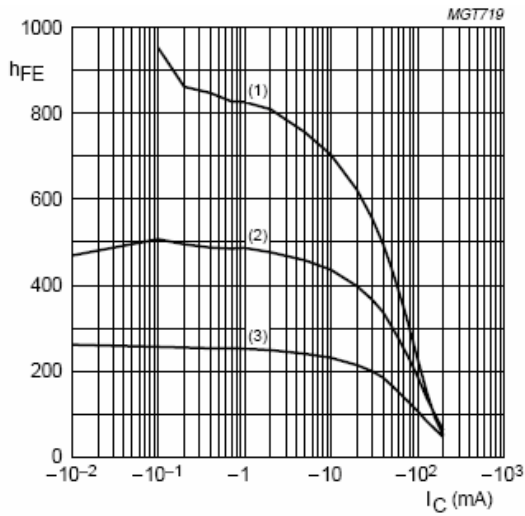
Fig.7 Collector-emitter saturation voltage as a



BC857B; $I_C/I_B = 20$.

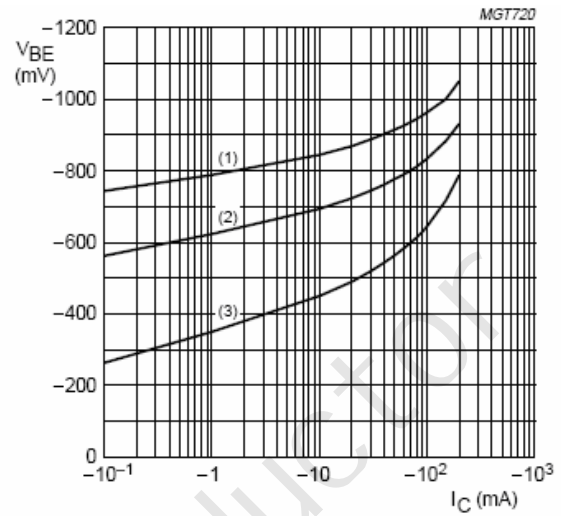
- (1) $T_{amb} = -55\text{ }^{\circ}\text{C}$.
- (2) $T_{amb} = 25\text{ }^{\circ}\text{C}$.
- (3) $T_{amb} = 150\text{ }^{\circ}\text{C}$.

Fig.8 Base-emitter saturation voltage as a



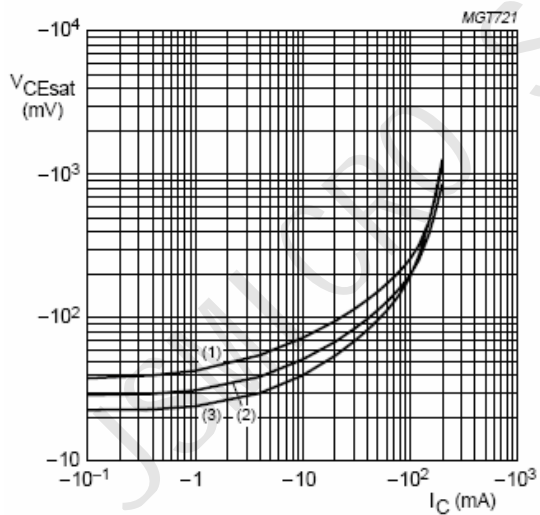
BC857C; $V_{CE} = -5$ V.
 (1) $T_{amb} = 150$ °C.
 (2) $T_{amb} = 25$ °C.
 (3) $T_{amb} = -55$ °C.

Fig.9 DC current gain as a function of collector current; typical values.



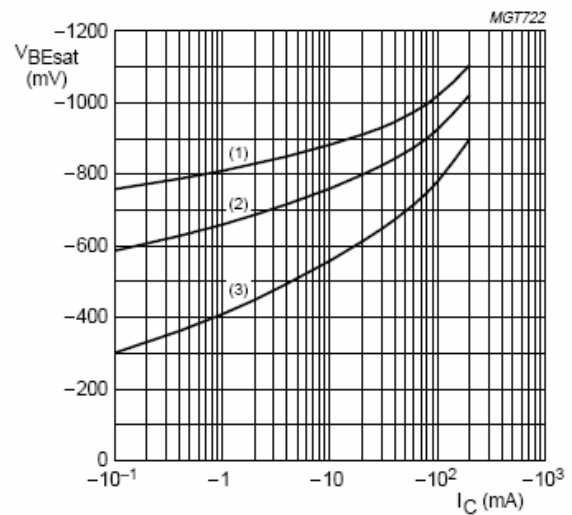
BC857C; $V_{CE} = -5$ V.
 (1) $T_{amb} = -55$ °C.
 (2) $T_{amb} = 25$ °C.
 (3) $T_{amb} = 150$ °C.

Fig.10 Base-emitter voltage as a function of collector current; typical values.



BC857C; $I_C/I_B = 20$.
 (1) $T_{amb} = 150$ °C.
 (2) $T_{amb} = 25$ °C.
 (3) $T_{amb} = -55$ °C.

Fig.11 Collector-emitter saturation voltage as a function of collector current; typical values.



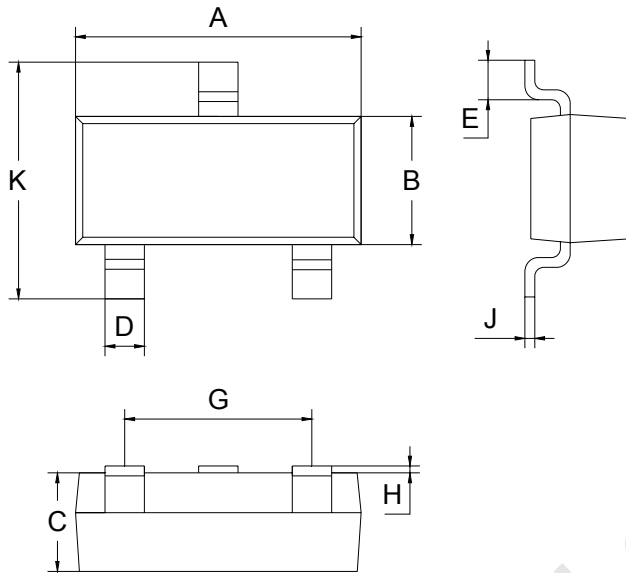
BC857C; $I_C/I_B = 20$.
 (1) $T_{amb} = -55$ °C.
 (2) $T_{amb} = 25$ °C.
 (3) $T_{amb} = 150$ °C.

Fig.12 Base-emitter saturation voltage as a function of collector current; typical values

PACKAGE OUTLINE

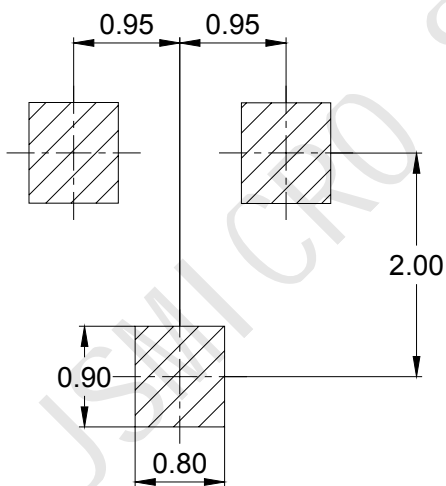
Plastic surface mounted package

SOT-23



SOT-23		
Dim	Min	Max
A	2.70	3.10
B	1.10	1.50
C	1.0 Typical	
D	0.4 Typical	
E	0.35	0.48
G	1.80	2.00
H	0.02	0.1
J	0.1 Typical	
K	2.20	2.60
All Dimensions in mm		

SOLDERING FOOTPRINT



Unit : mm

PACKAGE INFORMATION

Device	Package	Shipping
BC856/857/858	SOT-23	3000/Tape&Reel

X-ON Electronics

Largest Supplier of Electrical and Electronic Components

Click to view similar products for [Bipolar Transistors - BJT category](#):

Click to view products by [JSMSEMI manufacturer](#):

Other Similar products are found below :

[BC559C](#) [MCH4017-TL-H](#) [MMBT-2369-TR](#) [BC546/116](#) [NJVMJD148T4G](#) [NTE16](#) [NTE195A](#) [IMX9T110](#) [2N4401-A](#) [2N6728](#) [2SA1419T-TD-H](#) [2SB1204S-TL-E](#) [2SC5488A-TL-H](#) [FMC5AT148](#) [2N2369ADCSM](#) [2N2907A](#) [2N3904-NS](#) [2N5769](#) [2SC4618TLN](#) [CPH6501-TL-E](#) [BC856BW-13-F](#) [US6T6TR](#) [BAX18/A52R](#) [BC556/112](#) [IMZ2AT108](#) [MMST8098T146](#) [MCH6102-TL-E](#) [2N3879](#) [30A02MH-TL-E](#) [NTE13](#) [NTE282](#) [NTE323](#) [NTE350](#) [NTE81](#) [JANTX2N2920L](#) [JANSR2N2907AUB](#) [CMLT3946EG TR](#) [SNSS40600CF8T1G](#) [CMLT3906EG TR](#) [GRP-DATA-JANS2N2907AUB](#) [GRP-DATA-JANS2N2222AUA](#) [MMDT3946FL3-7](#) [2N4240](#) [JANS2N3019](#) [MSB30KH-13](#) [2N2221AUB](#) [2SD1815T-TL-E](#) [2N6678](#) [2N2907Ae4](#) [JAN2N3507](#)