

**DESCRIPTION**


- With TO-220C package
- Complement to type BD243/A/B/C

**APPLICATIONS**

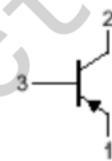
- For medium power linear and switching applications

**PINNING**

PIN	DESCRIPTION
1	Emitter
2	Collector; connected to mounting base
3	Base



TO-220


**Absolute maximum ratings (Ta=25°C)**

SYMBOL	PARAMETER	CONDITIONS	VALUE	UNIT
V <sub>CBO</sub>	Collector-base voltage	BD244	-45	V
		BD244A	-60	
		BD244B	-80	
		BD244C	-100	
V <sub>CEO</sub>	Collector-emitter voltage	BD244	-45	V
		BD244A	-60	
		BD244B	-80	
		BD244C	-100	
V <sub>EBO</sub>	Emitter-base voltage	Open collector	-5	V
I <sub>C</sub>	Collector current		-6	A
I <sub>CM</sub>	Collector current-peak		-10	A
I <sub>B</sub>	Base current		-2	A
P <sub>C</sub>	Collector power dissipation	T <sub>C</sub> =25°C	65	W
T <sub>J</sub>	Junction temperature		150	°C
T <sub>stg</sub>	Storage temperature		-65~150	°C

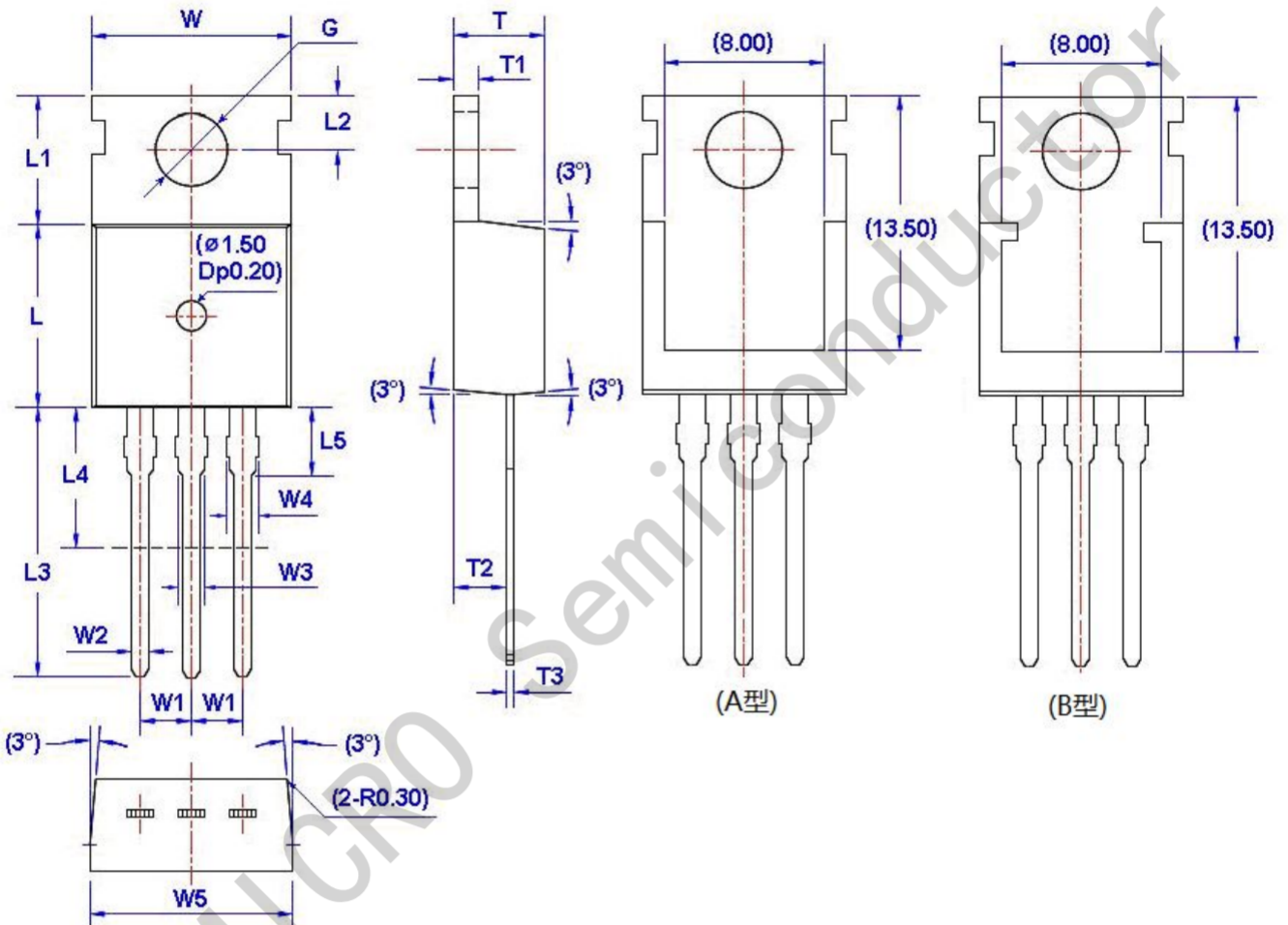
**CHARACTERISTICS**

 T<sub>j</sub>=25°C unless otherwise specified

SYMBOL	PARAMETER	CONDITIONS	MIN	TYP.	MAX	UNIT	
V <sub>CEO(SUS)</sub>	Collector-emitter sustaining voltage	BD244	-45			V	
		BD244A	-60				
		BD244B	-80				
		BD244C	-100				
V <sub>CEsat</sub>	Collector-emitter saturation voltage	I <sub>C</sub> =-6A; I <sub>B</sub> =-1 A			-1.5	V	
V <sub>BE</sub>	Base-emitter on voltage	I <sub>C</sub> =-6A; V <sub>CE</sub> =-4V			-2.0	V	
I <sub>CEO</sub>	Collector cut-off current	BD244/A	V <sub>CE</sub> =-30V; I <sub>B</sub> =0			-0.7	mA
		BD244B/C	V <sub>CE</sub> =-60V; I <sub>B</sub> =0				
I <sub>CES</sub>	Collector cut-off current	BD244	V <sub>CE</sub> =-45V; V <sub>BE</sub> =0			-0.4	mA
		BD244A	V <sub>CE</sub> =-60V; V <sub>BE</sub> =0				
		BD244B	V <sub>CE</sub> =-80V; V <sub>BE</sub> =0				
		BD244C	V <sub>CE</sub> =-100V; V <sub>BE</sub> =0				
I <sub>EBO</sub>	Emitter cut-off current	V <sub>EB</sub> =-5V; I <sub>C</sub> =0			1	mA	
h <sub>FE-1</sub>	DC current gain	I <sub>C</sub> =-0.3A; V <sub>CE</sub> =-4V	30				
h <sub>FE-2</sub>	DC current gain	I <sub>C</sub> =-3A; V <sub>CE</sub> =-4V	15				

### Package Information

TO-220



Unit: mm

Symbol	Size		Symbol	Size		Symbol	Size		Symbol	Size	
	Min	Max		Min	Max		Min	Max		Min	Max
W	9.66	10.28	W5	9.80	10.20	L4**	6.20	6.60	T3	0.45	0.60
W1	2.54 (TYP)		L	9.00	9.40	L5	2.79	3.30	G(Φ)	3.50	3.70
W2	0.70	0.95	L1	6.40	6.80	T	4.30	4.70			
W3	1.17	1.37	L2	2.70	2.90	T1	1.15	1.40			
W4*	1.32	1.72	L3	12.70	14.27	T2	2.20	2.60			

## X-ON Electronics

Largest Supplier of Electrical and Electronic Components

*Click to view similar products for [Bipolar Transistors - BJT category](#):*

*Click to view products by [JSMSEMI manufacturer](#):*

Other Similar products are found below :

[BC559C](#) [MCH4017-TL-H](#) [MMBT-2369-TR](#) [BC546/116](#) [NJVMJD148T4G](#) [NTE16](#) [NTE195A](#) [IMX9T110](#) [2N4401-A](#) [2N6728](#) [2SA1419T-TD-H](#) [2SB1204S-TL-E](#) [2SC5488A-TL-H](#) [FMC5AT148](#) [2N2369ADCSM](#) [2N2907A](#) [2N3904-NS](#) [2N5769](#) [2SC4618TLN](#) [CPH6501-TL-E](#) [BC856BW-13-F](#) [US6T6TR](#) [BAX18/A52R](#) [BC556/112](#) [IMZ2AT108](#) [MMST8098T146](#) [MCH6102-TL-E](#) [BC846B-13-F](#) [2N3879](#) [30A02MH-TL-E](#) [NTE13](#) [NTE282](#) [NTE323](#) [NTE350](#) [NTE81](#) [JANTX2N2920L](#) [JANSR2N2907AUB](#) [CMLT3946EG TR](#) [SNSS40600CF8T1G](#) [CMLT3906EG TR](#) [GRP-DATA-JANS2N2907AUB](#) [GRP-DATA-JANS2N2222AUA](#) [MMDT3946FL3-7](#) [2N4240](#) [JANS2N3019](#) [MSB30KH-13](#) [2N2221AUB](#) [2SD1815T-TL-E](#) [2N6678](#) [2N2907Ae4](#)