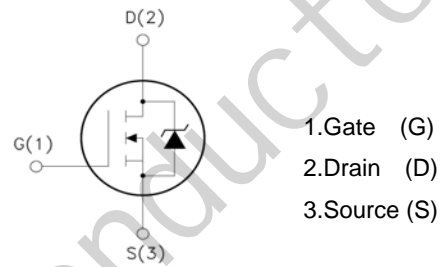



Features:

- Low Intrinsic Capacitances.
- Excellent Switching Characteristics.
- Extended Safe Operating Area.
- Unrivalled Gate Charge :Qg=76nC (Typ.).
- BV_{DSS}=80V, I_D=100A
- R_{DS(on)} : 8.2mΩ (Max) @V_G=10V
- 100% Avalanche Tested

TO-220



Absolute Maximum Ratings (T_A=25°C unless otherwise noted)

Symbol	Parameter	Maximum	Unit
V _{DSS}	Drain-to-Source Voltage	80	V
V _{GSS}	Gate-to-Source Voltage	±25	V
I _D ³	Continuous Drain Current	T _C =25°C	100
		T _C =100°C	70
I _{DP} ⁴	Pulsed Drain Current	T _C =25°C	340
I _{AS} ⁵	Avalanche Current	20	A
E _{AS} ⁵	Avalanche energy	410	mJ
PD	Maximum Power Dissipation	T _C =25°C	240
		T _C =100°C	100
T _J , T _{STG}	Junction & Storage Temperature Range	-55~175	°C

Thermal Characteristics

Symbol	Parameter	Typical	Unit
Rθ _{jc}	Thermal Resistance-Junction to Case	0.52	°C/W
Rθ _{ja}	Thermal Resistance-Junction to Ambient	55	

Electrical Characteristics (TA=25°C unless otherwise noted)

Symbol	Parameter	Test Conditions	Min.	Typ	Max.	Unit
Static Characteristics						
BV _{DSS}	Drain-Source Breakdown Voltage	V _{GS} =0V, I _D =250uA	80	—	—	V
I _{DSS}	Zero Gate Voltage Drain Current	V _{DS} =64V, V _{GS} =0V	—	—	1	uA
		T _J =125°C	—	—	100	
V _{GS(th)}	Gate Threshold Voltage	V _{DS} =V _{GS} , I _D =250uA	2	3	4	V
I _{GSS}	Gate Leakage Current	V _{GS} =±25V, V _{DS} =0V	—	—	±100	nA
R _{DS(on)} ¹	Drain-Source On-Resistance	V _{GS} =10V, I _D =40A	—	7.4	8.2	mΩ
			—	—	—	
Diode Characteristics						
V _{SD} ¹	Diode Forward Voltage	I _{SD} =40A, V _{GS} =0V	—	—	1.3	V
I _S ³	Diode Continuous Forward Current		—	—	100	A
t _{rr}	Reverse Recovery Time	I _F =40A,	—	25	—	nS
Q _{rr}	Reverse Recovery Charge	dI/dt=100A/us	—	18.5	—	nC
Dynamic Characteristics²						
R _G	Gate Resistance	V _{GS} =0V, V _{DS} =0V, Frequency=1MHz	—	1.3	—	Ω
C _{iss}	Input Capacitance	V _{GS} =0V, V _{DS} =25V Frequency=1MHz	—	3850	—	pF
C _{oss}	Output Capacitance		—	480	—	
C _{rss}	Reverse Transfer Capacitance		—	278	—	
t _{d(on)}	Turn-On Delay Time	V _{DD} =37.5V, I _D =40A, V _{GS} =10V, R _G =6.8Ω	—	20.4	—	nS
t _r	Rise Time		—	63	—	
t _{d(off)}	Turn-Off Delay Time		—	67	—	
t _f	Fall Time		—	43	—	
			—	—	—	
Gate Charge Characteristics²						
Q _g	Total Gate Charge	V _{DS} =37.5V, V _{GS} =10V I _D =40A	—	76	—	nC
Q _{gs}	Gate-to-Source Charge		—	9.5	—	
Q _{gd}	Gate-to-Drain Charge		—	40	—	

Note: 1: Pulse test; pulse width ≤ 300us, duty cycle ≤ 2%.

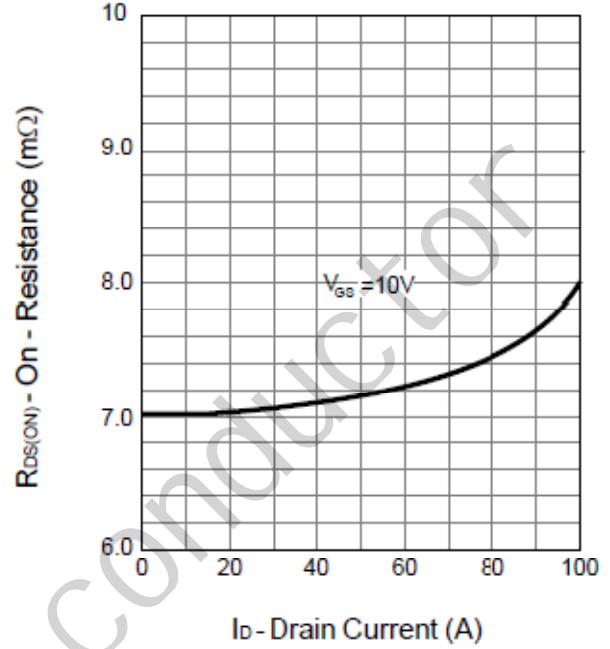
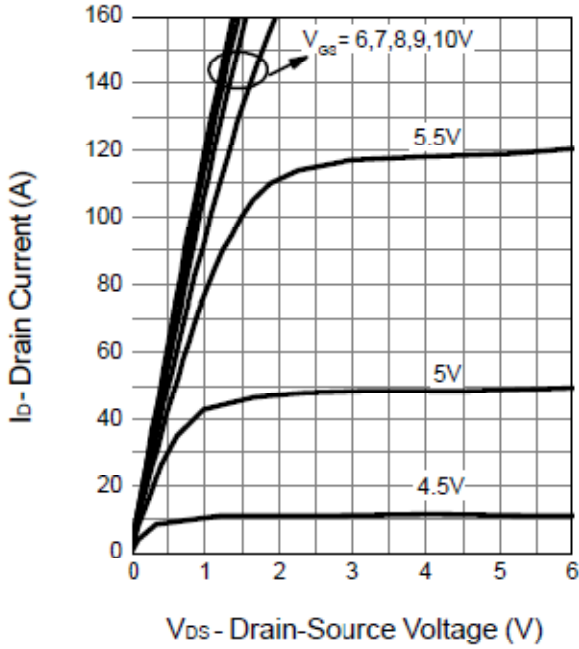
2: Guaranteed by design, not subject to production testing.

3: Package limitation current is 50A. Calculated continuous current based on maximum allowable junction temperature.

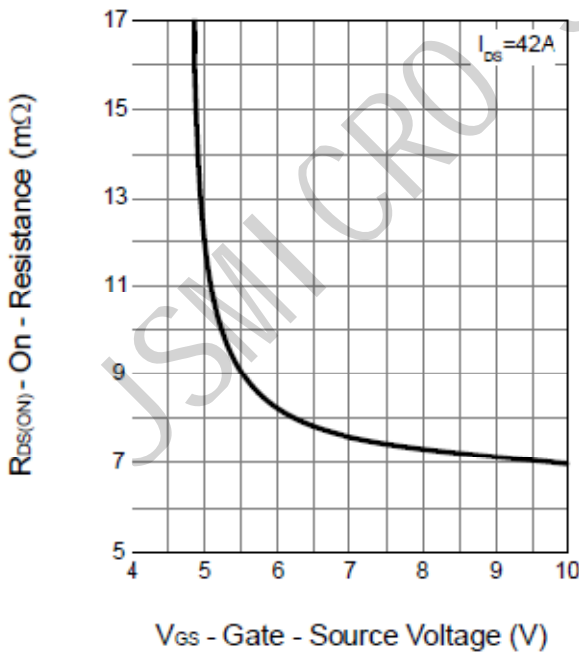
4: Repetitive rating, pulse width limited by max junction temperature.

5: Starting T_J = 25°C, L = 1mH, I_{AS} = 40A.

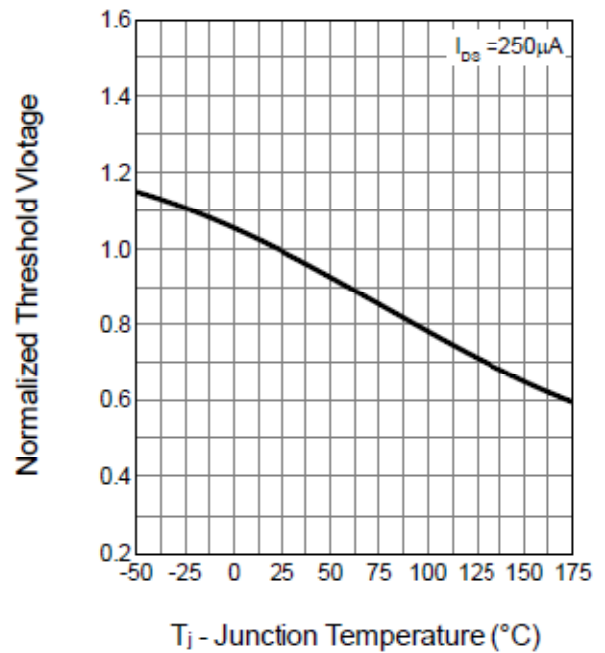
Typical Characteristics

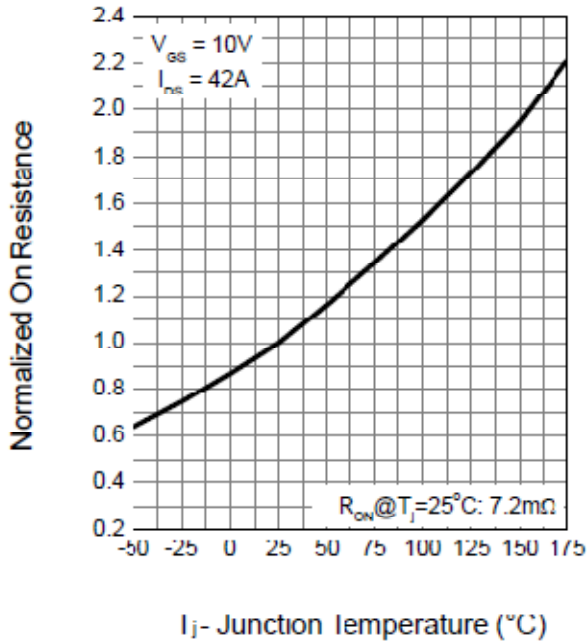
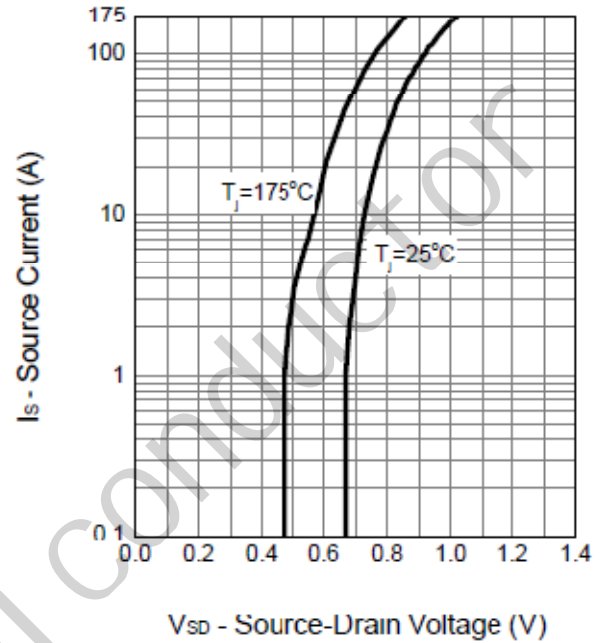
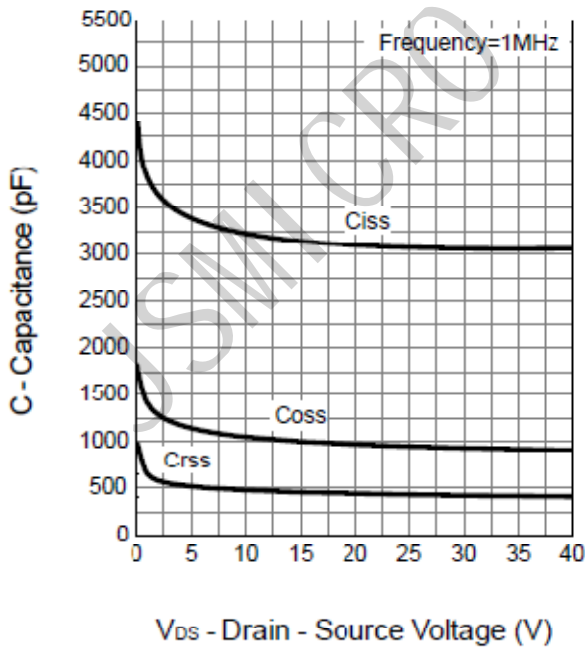
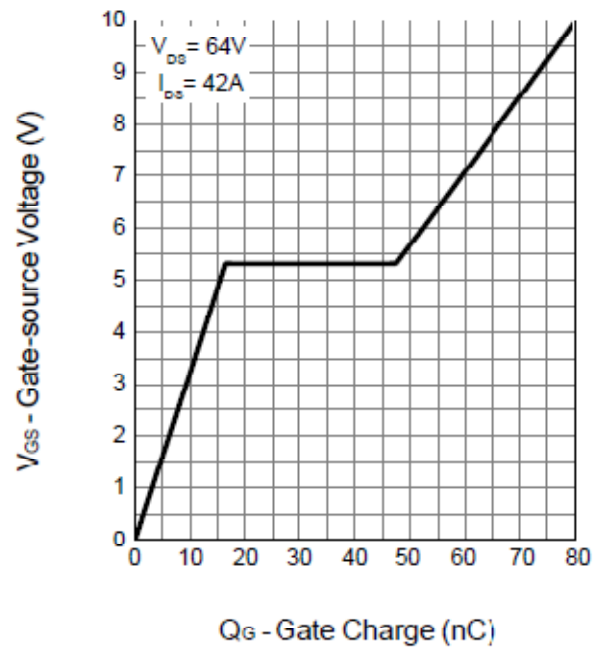


Drain-Source On Resistance



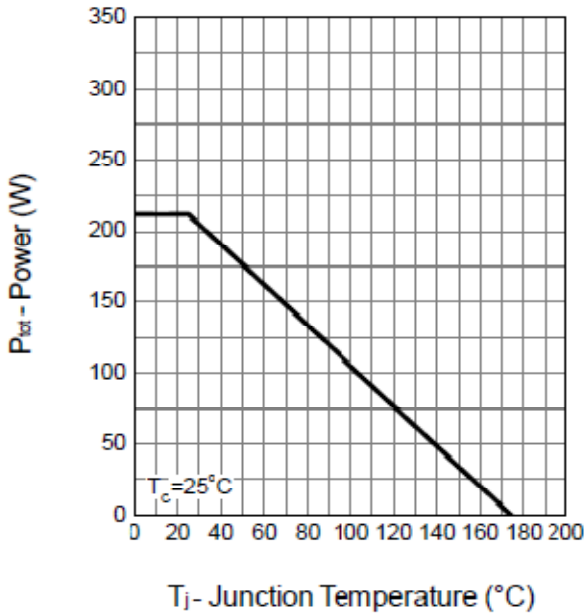
Gate Threshold Voltage



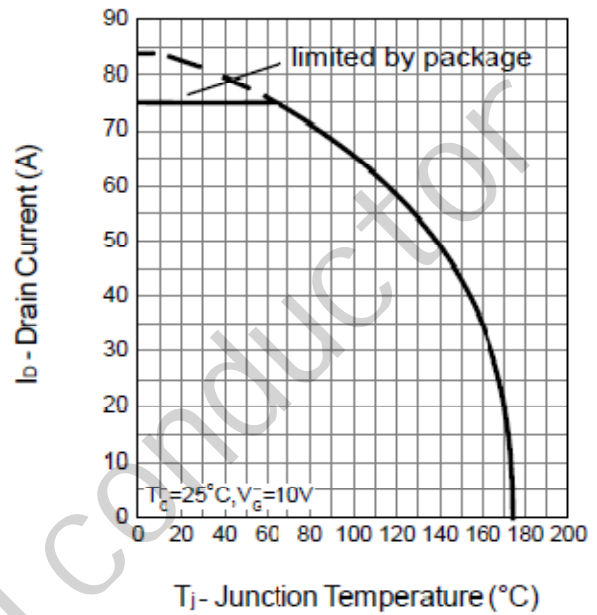
Typical Characteristics (Continued)
Drain-Source On Resistance

Source-Drain Diode Forward

Capacitance

Gate Charge


Typical Characteristics (Continued)

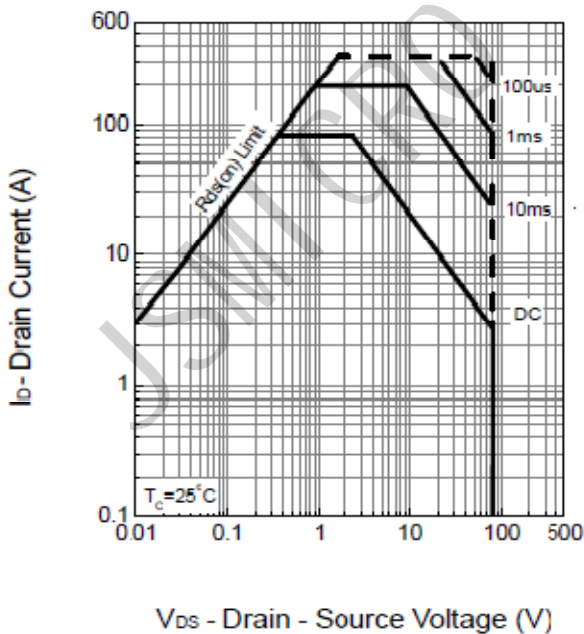
Power Dissipation



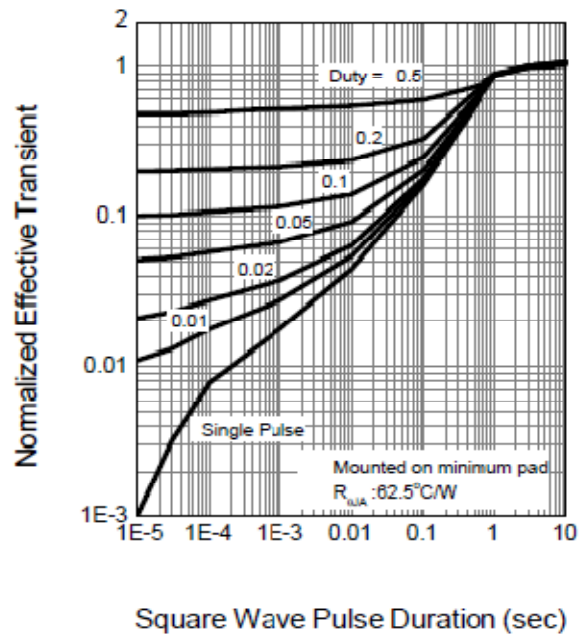
Drain Current



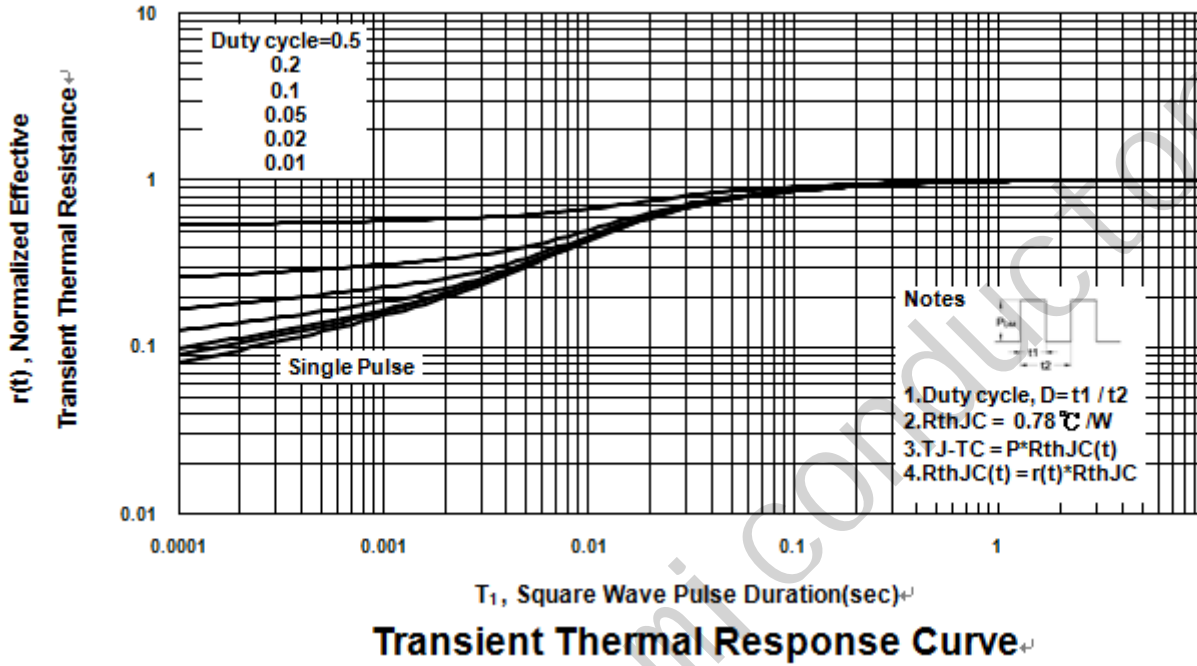
Safe Operation Area



Thermal Transient Impedance



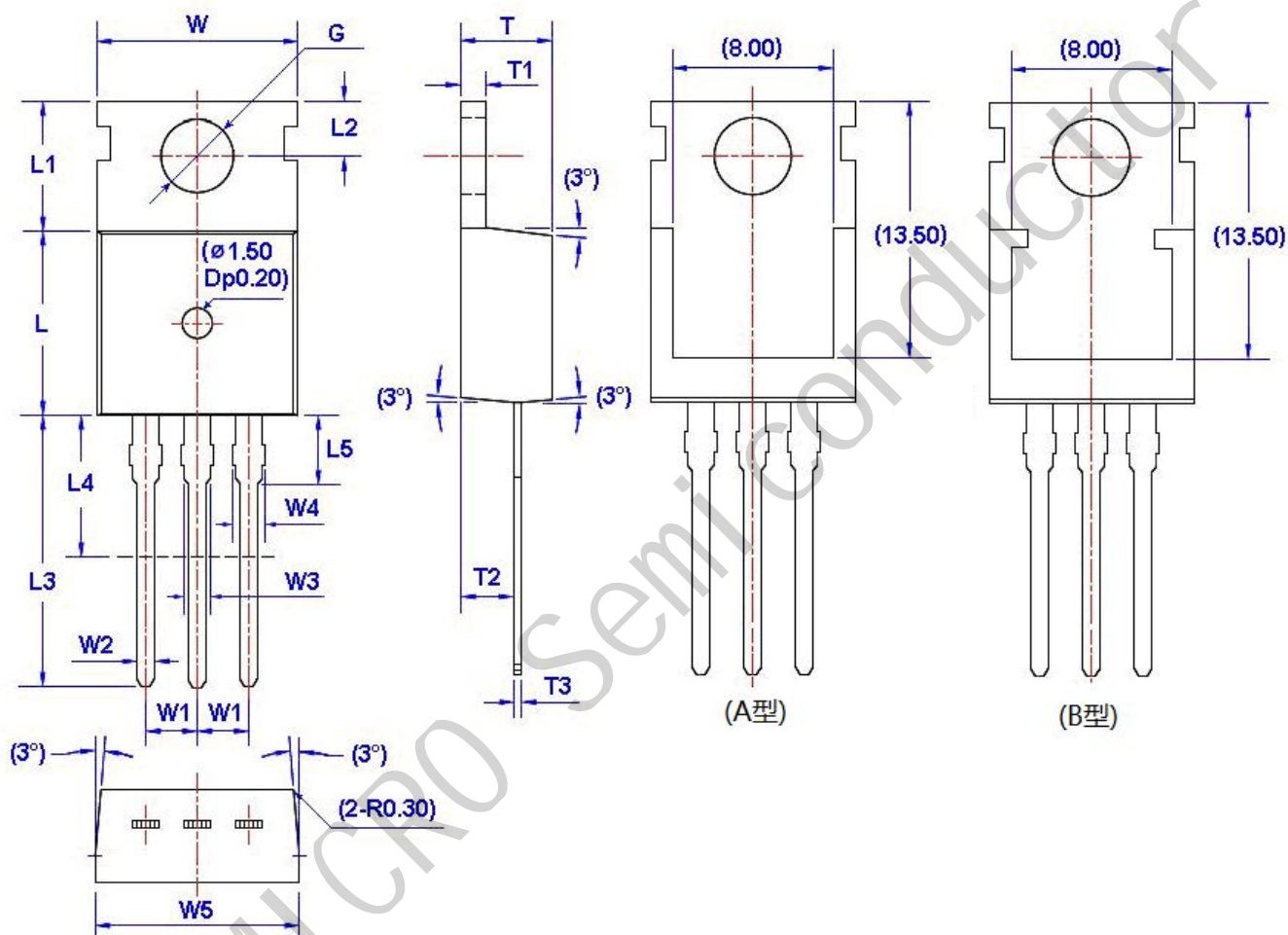
Typical Characteristics (Continued)



Package Dimension

TO-220

Unit: mm



Symbol	Size		Symbol	Size		Symbol	Size		Symbol	Size	
	Min	Max		Min	Max		Min	Max		Min	Max
W	9.66	10.28	W5	9.80	10.20	L4**	6.20	6.60	T3	0.45	0.60
W1	2.54 (TYP)		L	9.00	9.40	L5	2.79	3.30	G(Φ)	3.50	3.70
W2	0.70	0.95	L1	6.40	6.80	T	4.30	4.70			
W3	1.17	1.37	L2	2.70	2.90	T1	1.15	1.40			
W4*	1.32	1.72	L3	12.70	14.27	T2	2.20	2.60			

X-ON Electronics

Largest Supplier of Electrical and Electronic Components

Click to view similar products for [MOSFET](#) category:

Click to view products by [JSMSEMI](#) manufacturer:

Other Similar products are found below :

[IRFD120](#) [IRFY240C](#) [JANTX2N5237](#) [2SK2267\(Q\)](#) [BUK455-60A/B](#) [MIC4420CM-TR](#) [VN1206L](#) [NDP4060](#) [SI4482DY](#)
[IPS70R2K0CEAKMA1](#) [SQD23N06-31L-GE3](#) [TK16J60W,S1VQ\(O](#) [2SK2614\(TE16L1,Q\)](#) [DMN1017UCP3-7](#) [EFC2J004NUZTDG](#)
[DMN1053UCP4-7](#) [SQJ469EP-T1-GE3](#) [NTE2384](#) [DMC2700UDMQ-7](#) [DMN2080UCB4-7](#) [DMN61D9UWQ-13](#) [US6M2GTR](#)
[DMN31D5UDJ-7](#) [DMP22D4UFO-7B](#) [DMN1006UCA6-7](#) [DMN16M9UCA6-7](#) [STF5N65M6](#) [IRF40H233XTMA1](#) [STU5N65M6](#)
[DMN6022SSD-13](#) [DMN13M9UCA6-7](#) [DMTH10H4M6SPS-13](#) [DMN2990UFB-7B](#) [IPB80P04P405ATMA2](#) [2N7002W-G](#) [MCAC30N06Y-](#)
[TP](#) [MCQ7328-TP](#) [NTMC083NP10M5L](#) [NVMFS2D3P04M8LT1G](#) [BXP7N65D](#) [BXP4N65F](#) [AOL1454G](#) [WMJ80N60C4](#) [BXP2N20L](#)
[BXP2N65D](#) [BXT1150N10J](#) [BXT1700P06M](#) [TSM60NB380CP](#) [ROG](#) [RQ7L055BGTCR](#) [DMNH15H110SK3-13](#)