

FEATURES

- Large selection of zener voltages: 2V ~ 75V
- Tight voltage tolerance: $\pm 2\%$ for B-series
- Ultra low-profile package well suited for automated assembly
- MSL Class 1 compatible

APPLICATIONS

- General voltage regulation
- Mobile & handheld systems



ORDERING INFORMATION

| Part Number | Marking | Package |
|----------------------|------------|---------|
| MM3Z2V0BW - MM3Z75BW | See Page 2 | SOD-323 |

MAXIMUM RATING (@ $T_A = 25^\circ\text{C}$ unless otherwise specified)

| Parameter | Symbol | Value | Unit |
|--|-----------------|------------|---------------------------|
| Forward Voltage @ $I_F=10\text{mA}$ | V_F | 0.9 | V |
| Power Dissipation | P_D | 400 | mW |
| Thermal Resistance (Junction-to-Ambient) | $R_{\theta JA}$ | 313 | $^\circ\text{C}/\text{W}$ |
| Junction Temperature Range | T_J | -55 ~ +150 | $^\circ\text{C}$ |
| Storage Temperature Range | T_{STG} | -65 ~ +150 | $^\circ\text{C}$ |

Note: Device mounted on an FR4 Printed-Circuit Board (PCB), single-sided copper, tin-plated and standard footprint

Characteristics at Ta = 25°C

| Type | Marking | Zener Voltage Range (1) | | | I _{ZT} (mA) | Dynamic Impedance | Reverse Current | |
|-----------|---------|--|-----------|-----------|-------------------------|--|-----------------|-------------------|
| | | V _{ZT} (at I _{ZT}) | | | | Z _{ZT} (at I _{ZT}) | I _r | at V _r |
| | | Min (V) | Nom (V) | Max (V) | | Max (Ω) | Max (μA) | (V) |
| MM3Z2V0BW | B0 | 1.96 | 2.0 | 2.04 | 5 | 100 | 120 | 0.5 |
| MM3Z2V2BW | C0 | 2.16 | 2.2 | 2.24 | 5 | 100 | 120 | 0.7 |
| MM3Z2V4BW | 1C | 2.35 | 2.4 | 2.45 | 5 | 100 | 120 | 1 |
| MM3Z2V7BW | 1D | 2.65 | 2.7 | 2.75 | 5 | 110 | 120 | 1 |
| MM3Z3V0BW | 1E | 2.94 | 3.0 | 3.06 | 5 | 120 | 50 | 1 |
| MM3Z3V3BW | 1F | 3.23 | 3.3 | 3.37 | 5 | 130 | 20 | 1 |
| MM3Z3V6BW | 1H | 3.53 | 3.6 | 3.67 | 5 | 130 | 10 | 1 |
| MM3Z3V9BW | 1J | 3.82 | 3.9 | 3.98 | 5 | 130 | 5 | 1 |
| MM3Z4V3BW | 1K | 4.21 | 4.3 | 4.39 | 5 | 130 | 5 | 1 |
| MM3Z4V7BW | 1M | 4.61 | 4.7 | 4.79 | 5 | 130 | 2 | 1 |
| MM3Z5V1BW | 1N | 5 | 5.1 | 5.2 | 5 | 130 | 2 | 1.5 |
| MM3Z5V6BW | 1P | 5.49 | 5.6 | 5.71 | 5 | 80 | 1 | 2.5 |
| MM3Z6V2BW | 1R | 6.08 | 6.2 | 6.32 | 5 | 50 | 1 | 3 |
| MM3Z6V8BW | 1X | 6.66 | 6.8 | 6.94 | 5 | 30 | 0.5 | 3.5 |
| MM3Z7V5BW | 1Y | 7.35 | 7.5 | 7.65 | 5 | 30 | 0.5 | 4 |
| MM3Z8V2BW | 1Z | 8.04 | 8.2 | 8.36 | 5 | 30 | 0.5 | 5 |
| MM3Z9V1BW | 2A | 8.92 | 9.1 | 9.28 | 5 | 30 | 0.5 | 6 |
| MM3Z10BW | 2B | 9.8 | 10 | 10.2 | 5 | 30 | 0.1 | 7 |
| MM3Z11BW | 2C | 10.78 | 11 | 11.22 | 5 | 30 | 0.1 | 8 |
| MM3Z12BW | 2D | 11.76 | 12 | 12.24 | 5 | 35 | 0.1 | 9 |
| MM3Z13BW | 2E | 12.74 | 13 | 13.26 | 5 | 35 | 0.1 | 10 |
| MM3Z15BW | 2F | 14.7 | 15 | 15.3 | 5 | 40 | 0.1 | 11 |
| MM3Z16BW | 2H | 15.68 | 16 | 16.32 | 5 | 40 | 0.1 | 12 |
| MM3Z18BW | 2J | 17.64 | 18 | 18.36 | 5 | 45 | 0.1 | 13 |
| MM3Z20BW | 2K | 19.6 | 20 | 20.4 | 5 | 50 | 0.1 | 15 |
| MM3Z22BW | 2M | 21.56 | 22 | 22.44 | 5 | 55 | 0.1 | 17 |
| MM3Z24BW | 2N | 23.52 | 24 | 24.48 | 5 | 60 | 0.1 | 19 |
| MM3Z27BW | 2P | 26.46 | 27 | 27.54 | 2 | 70 | 0.1 | 21 |
| MM3Z30BW | 2R | 29.4 | 30 | 30.60 | 2 | 80 | 0.1 | 23 |
| MM3Z33BW | 2X | 32.34 | 33 | 33.66 | 2 | 80 | 0.1 | 25 |
| MM3Z36BW | 2Y | 35.28 | 36 | 36.72 | 2 | 90 | 0.1 | 27 |
| MM3Z39BW | 2Z | 38.22 | 39 | 39.78 | 2 | 100 | 0.1 | 30 |
| MM3Z43BW | 3A | 42.14 | 43 | 43.86 | 2 | 130 | 0.1 | 33 |
| MM3Z47BW | 3B | 46.06 | 47 | 47.94 | 2 | 150 | 0.1 | 36 |
| MM3Z51BW | 3C | 49.98 | 51 | 52.02 | 2 | 180 | 0.1 | 39 |
| MM3Z56BW | 3D | 54.88 | 56 | 57.12 | 2 | 200 | 0.1 | 43 |
| MM3Z62BW | 3E | 60.76 | 62 | 63.24 | 2 | 215 | 0.1 | 47 |
| MM3Z68BW | 3F | 66.64 | 68 | 69.36 | 2 | 240 | 0.1 | 52 |
| MM3Z75BW | 3H | 73.5 | 75 | 76.5 | 2 | 265 | 0.1 | 56 |

 (1) V_{ZT} is tested with pulses (20 ms)

TYPICAL CHARACTERISTICS (@ $T_A = 25^\circ\text{C}$ unless otherwise specified)


Fig. 1 Power Derating Curve



Fig. 2 Typical Zener Breakdown Characteristics



Fig. 3 Typical Zener Breakdown Characteristics

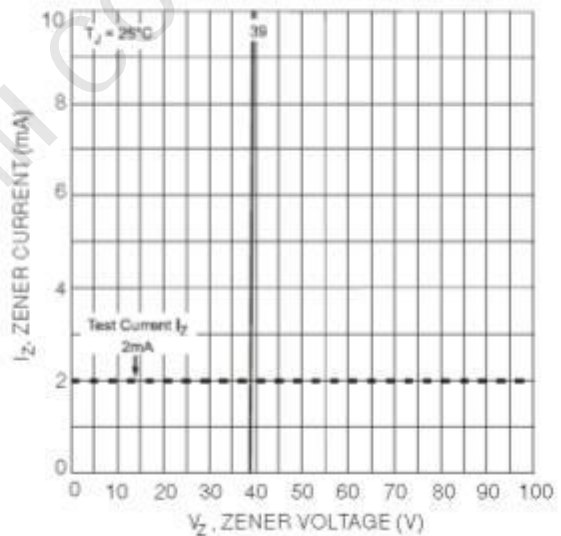


Fig. 4 Typical Zener Breakdown Characteristics

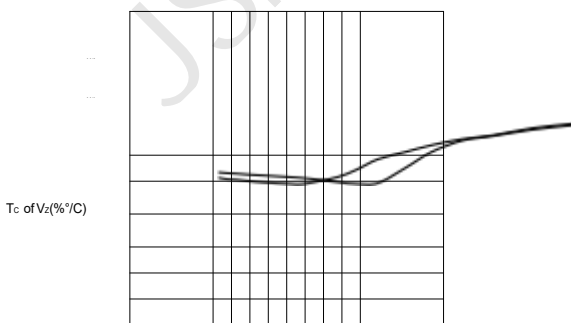


Fig. 5 Typical Temperature Coefficient of Zener Voltage

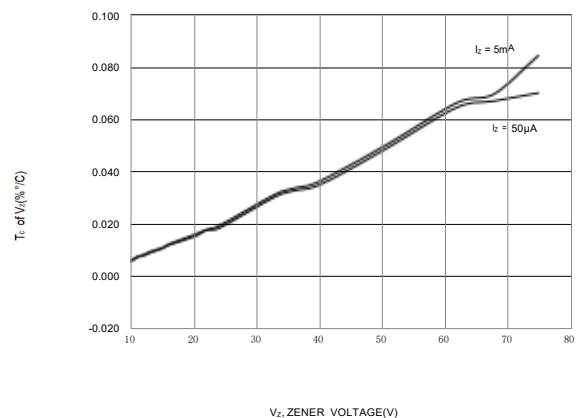


Fig. 6 Typical Temperature Coefficient of Zener Voltage

PACKAGE OUTLINE (Unit: mm)

Plastic surface mounted package


MOUNTING PAD LAYOUT (Unit: mm)

PACKAGE INFORMATION

| Part Number | Package | Shipping Quantity |
|----------------------|---------|-----------------------|
| MM3Z2V0BW – MM3Z75BW | SOD-323 | 3000pcs / Tape & Reel |

X-ON Electronics

Largest Supplier of Electrical and Electronic Components

Click to view similar products for [Zener Diodes](#) category:

Click to view products by [JSMSEMI](#) manufacturer:

Other Similar products are found below :

[RKZ13B2KG#P1](#) [DL5234B](#) [EDZTE6113B](#) [1N4682](#) [1N4691](#) [1N4693](#) [1N4732A](#) [1N4736A](#) [1N4750A](#) [1N4759ARL](#) [1N5241B](#) [1N5365B](#)
[1N5369B](#) [1N747A](#) [1N959B](#) [1N964B](#) [1N966B](#) [1N968B](#) [1N972B](#) [NTE5121A](#) [NTE5147A](#) [NTE5152A](#) [NTE5155A](#) [NTE5164A](#)
[JANS1N4974US](#) [1N4692](#) [1N4700](#) [1N4702](#) [1N4704](#) [1N4711](#) [1N4714](#) [1N4737A](#) [1N4745ARL](#) [1N4752A](#) [1N4752ARL](#) [1N4760ARL](#)
[1N5221B](#) [1N5236B](#) [1N5241BTR](#) [1N5242BTR](#) [1N5350B](#) [1N5352B](#) [1N961BRR1](#) [1N964BRL](#) [RKZ5.1BKU#P6](#) [3SMAJ5946B-TP](#)
[3SMAJ5950B-TP](#) [3SMBJ5925B-TP](#) [441774C](#) [BZX84C3V9](#)