

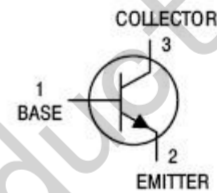
FEATURES

- Epitaxial planar die construction.
- Complementary PNP type available (MMBT3906T).
- Collector Current Capability $I_{CM} = 200\text{mA}$.
- Collector-emitter Voltage $V_{CEO} = 40\text{V}$.
- MSL 1


SOT-523 (SC-75A)

APPLICATIONS

- General switching and amplification



MAXIMUM RATING @ $T_a = 25^\circ\text{C}$ unless otherwise specified

SYMBOL	PARAMETER	CONDITIONS	Value	UNIT
V_{CBO}	collector-base voltage	open emitter	60	V
V_{CEO}	collector-emitter voltage	open base	40	V
V_{EBO}	emitter-base voltage	open collector	6	V
I_C	collector current (DC)		200	mA
I_{CM}	peak collector current		200	mA
I_{BM}	peak base current		100	mA
P_{tot}	total power dissipation	$T_{amb} \leq 25^\circ\text{C}$	250	mW
T_{stg}	storage temperature		-65 to +150	$^\circ\text{C}$
T_j	junction temperature		150	$^\circ\text{C}$

ELECTRICAL CHARACTERISTICS @ Ta=25°C unless otherwise specified

SYMBOL	PARAMETER	CONDITIONS	MIN.	MAX.	UNIT
I_{CBO}	collector cut-off current	$I_E = 0; V_{CB} = 30\text{ V}$	-	50	nA
I_{EBO}	emitter cut-off current	$I_C = 0; V_{EB} = 6\text{ V}$	-	50	nA
h_{FE}	DC current gain	$V_{CE} = 1\text{ V};$ $I_C = 0.1\text{ mA}$ $I_C = 1\text{ mA}$ $I_C = 10\text{ mA}$ $I_C = 50\text{ mA}$ $I_C = 100\text{ mA}$	60 80 100 60 30	- - 300 - -	
$V_{CE(sat)}$	collector-emitter saturation voltage	$I_C = 10\text{ mA}; I_B = 1\text{ mA}$	-	200	mV
		$I_C = 50\text{ mA}; I_B = 5\text{ mA}$	-	300	mV
$V_{BE(sat)}$	base-emitter saturation voltage	$I_C = 10\text{ mA}; I_B = 1\text{ mA}$	650	850	mV
		$I_C = 50\text{ mA}; I_B = 5\text{ mA}$	-	950	mV
C_{obo}	Output Capacitance	$I_E = I_e = 0; V_{CB} = 5\text{ V};$ $f = 1\text{ MHz}$	-	4	pF
C_{ibo}	Input Capacitance	$I_C = I_c = 0; V_{BE} = 500\text{ mV};$ $f = 1\text{ MHz}$	-	8	pF
f_T	transition frequency	$I_C = 10\text{ mA}; V_{CE} = 20\text{ V};$ $f = 100\text{ MHz}$	300	-	MHz
F	noise figure	$I_C = 100\text{ mA}; V_{CE} = 5\text{ V};$ $R_S = 1\text{ k}\Omega; f = 10\text{ Hz to } 15.7\text{ kHz}$	-	5	dB
Switching times (between 10% and 90% levels);					
t_d	delay time	$V_{CC} = 3\text{ Vdc}, V_{BE} = -0.5\text{ Vdc}$	-	35	ns
t_r	rise time	$I_C = 10\text{ mAdc}, I_{B1} = 1\text{ mAdc}$	-	35	ns
t_s	storage time	$V_{CC} = 3\text{ Vdc}, I_C = 10\text{ mAdc}$	-	200	ns
t_f	fall time	$I_{B1} = I_{B2} = 1\text{ mAdc}$	-	50	ns

 Note Pulse test: $t_p \leq 300\text{ ms}; d \leq 0.02$.

TYPICAL CHARACTERISTICS @ $T_a=25^\circ\text{C}$ unless otherwise specified

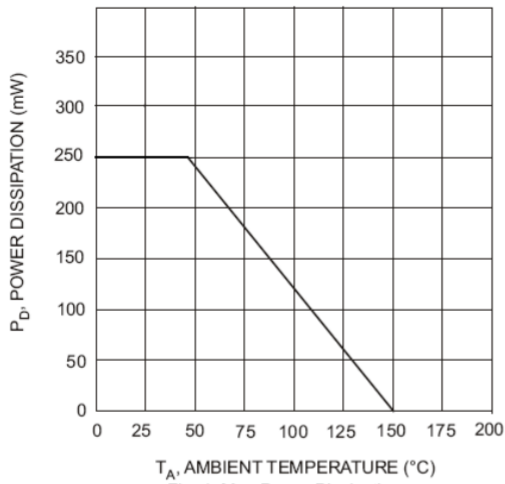


Fig. 1, Max Power Dissipation vs Ambient Temperature

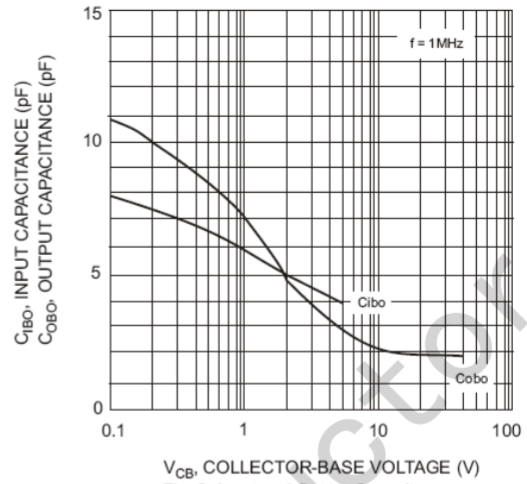


Fig. 2, Input and Output Capacitance vs. Collector-Base Voltage

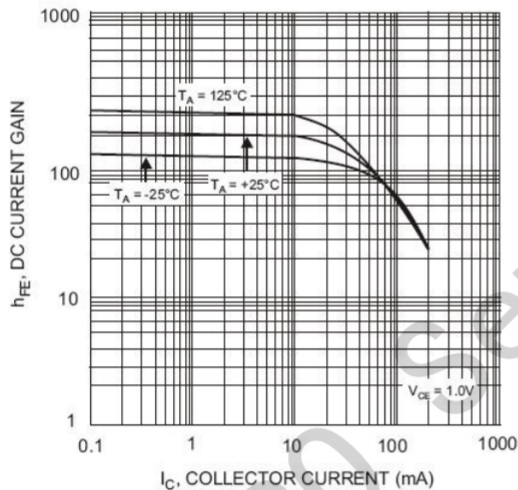


Fig. 3, Typical DC Current Gain vs Collector Current

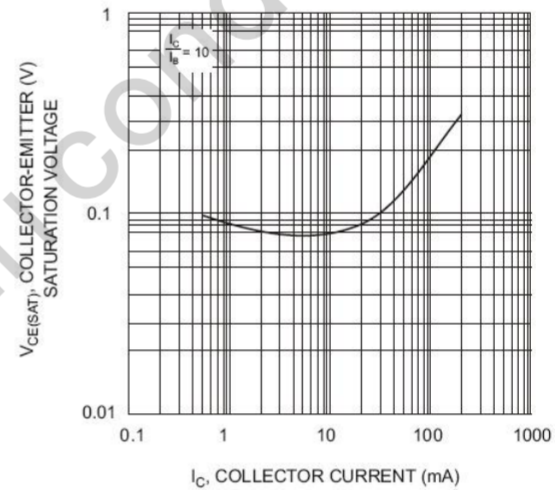


Fig. 4, Typical Collector-Emitter Saturation Voltage vs. Collector Current

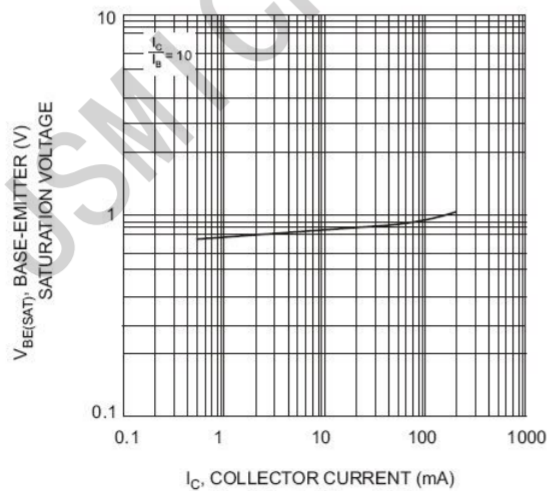
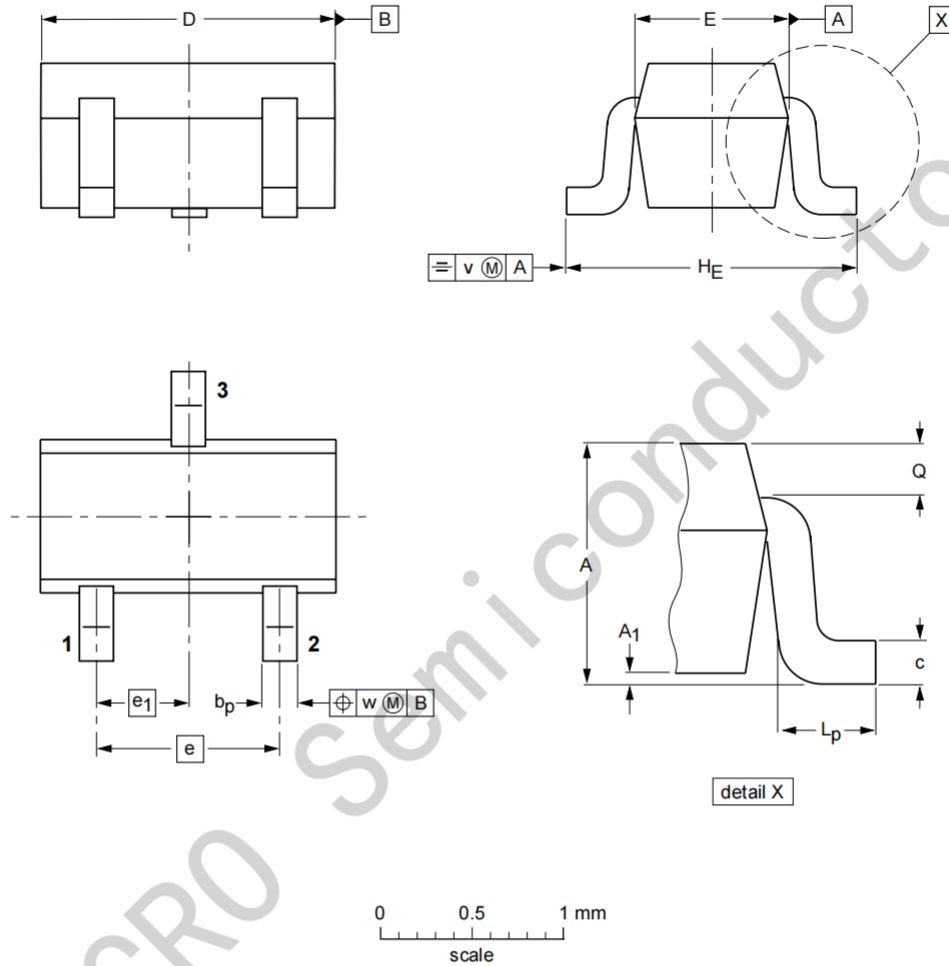


Fig. 5, Typical Base-Emitter Saturation Voltage vs. Collector Current

Package Information

SOT-523



DIMENSIONS (mm are the original dimensions)

UNIT	A	A_1 max	b_p	c	D	E	e	e_1	H_E	L_p	Q	v	w
mm	0.95 0.60	0.1	0.30 0.15	0.25 0.10	1.8 1.4	0.9 0.7	1	0.5	1.75 1.45	0.45 0.15	0.23 0.13	0.2	0.2

X-ON Electronics

Largest Supplier of Electrical and Electronic Components

Click to view similar products for [Bipolar Transistors - BJT category](#):

Click to view products by [JSMSEMI manufacturer](#):

Other Similar products are found below :

[BC559C](#) [MCH4017-TL-H](#) [MMBT-2369-TR](#) [BC546/116](#) [NJVMJD148T4G](#) [NTE16](#) [NTE195A](#) [IMX9T110](#) [2N4401-A](#) [2N6728](#) [2SA1419T-TD-H](#) [2SB1204S-TL-E](#) [2SC5488A-TL-H](#) [FMC5AT148](#) [2N2369ADCSM](#) [2N2907A](#) [2N3904-NS](#) [2N5769](#) [2SC4618TLN](#) [CPH6501-TL-E](#) [BC856BW-13-F](#) [US6T6TR](#) [BAX18/A52R](#) [BC556/112](#) [IMZ2AT108](#) [MMST8098T146](#) [MCH6102-TL-E](#) [2N3879](#) [30A02MH-TL-E](#) [NTE13](#) [NTE282](#) [NTE323](#) [NTE350](#) [NTE81](#) [JANTX2N2920L](#) [JANSR2N2907AUB](#) [CMLT3946EG TR](#) [SNSS40600CF8T1G](#) [CMLT3906EG TR](#) [GRP-DATA-JANS2N2907AUB](#) [GRP-DATA-JANS2N2222AUA](#) [MMDT3946FL3-7](#) [2N4240](#) [JANS2N3019](#) [MSB30KH-13](#) [2N2221AUB](#) [2SD1815T-TL-E](#) [2N6678](#) [2N2907Ae4](#) [JAN2N3507](#)