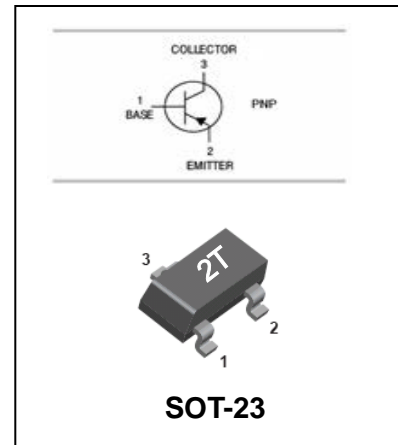


## FEATURES

- Epitaxial planar die construction
- Complementary NPN product available - MMBT4401
- MSL Class 1 compatible

## APPLICATIONS

- General purpose in desktop & handheld systems
- Ideal for medium-power signal amplification and switching

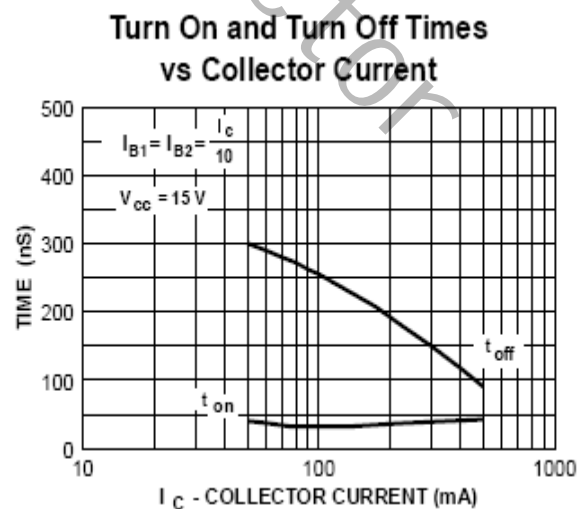
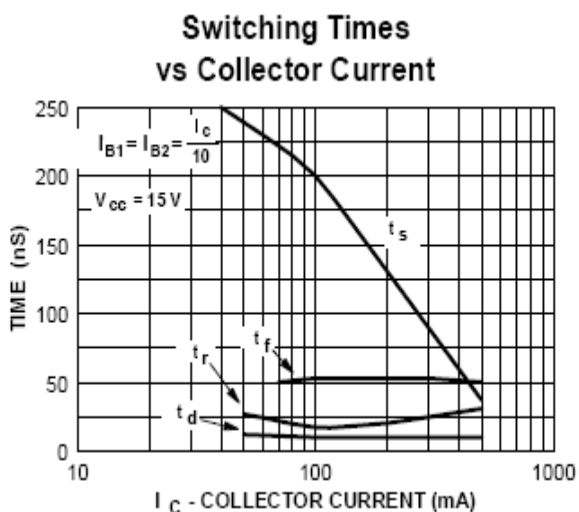
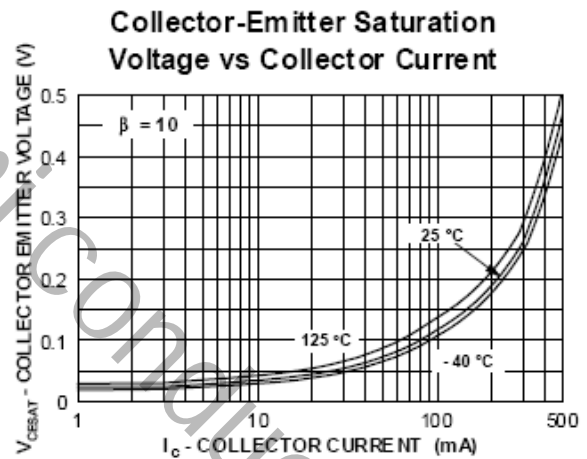
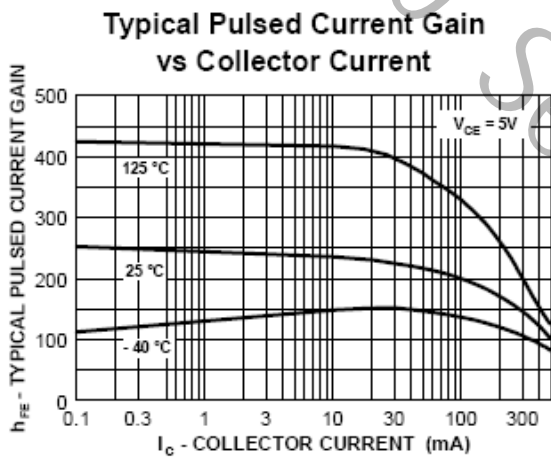
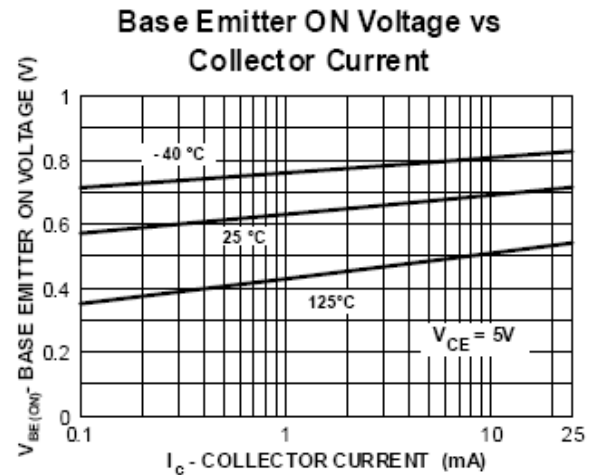
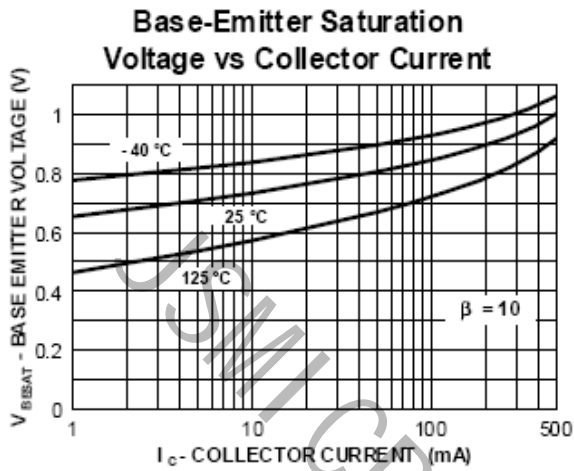


## MAXIMUM RATING (@ $T_A = 25^\circ\text{C}$ unless otherwise specified)

Parameter	Symbol	Value	Unit
Collector-Base Voltage	$V_{CB0}$	-40	V
Collector-Emitter Voltage	$V_{CEO}$	-40	V
Emitter-Base Voltage	$V_{EBO}$	-5	V
Collector Current (Continuous)	$I_C$	-0.6	A
Collector Current (Peak)	$I_{CM}$	-1.2	A
Power Dissipation (Collector)	$P_C$	350	mW
Thermal Resistance (Junction-to-Ambient)	$R_{\theta JA}$	357	$^\circ\text{C/W}$
Thermal Resistance (Junction-to-Case)	$R_{\theta JC}$	250	$^\circ\text{C/W}$
Junction Temperature	$T_J$	150	$^\circ\text{C}$
Storage Temperature Range	$T_{STG}$	-55 ~ +150	$^\circ\text{C}$

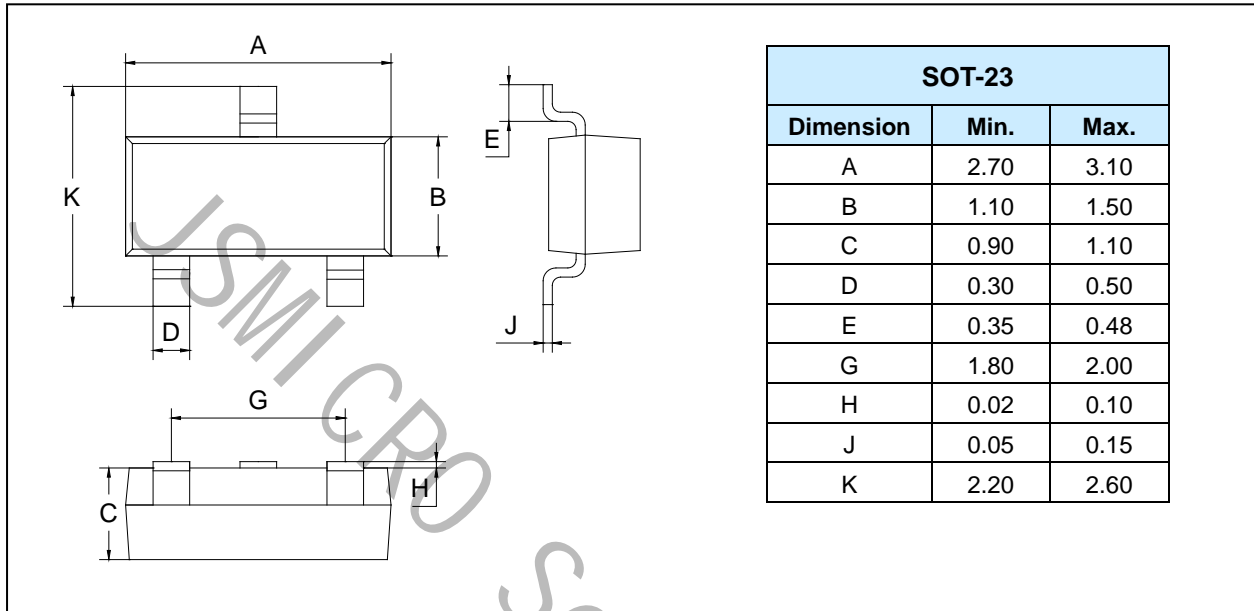
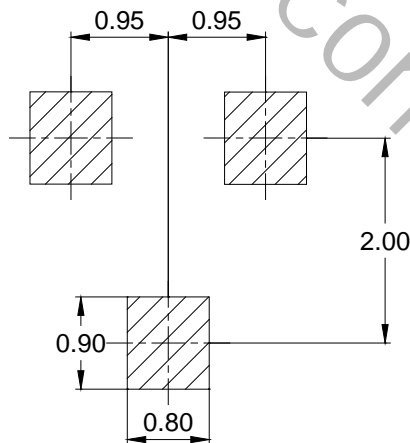
**ELECTRICAL CHARACTERISTICS** (@  $T_A = 25^\circ\text{C}$  unless otherwise specified)

Parameter	Symbol	Test Condition	Min.	Typ.	Max.	Unit
Collector-Base Breakdown Voltage	$V_{(BR)CBO}$	$I_C = -100\mu\text{A}, I_E = 0$	-40			V
Collector-Emitter Breakdown Voltage	$V_{(BR)CEO}$	$I_C = -1\text{mA}, I_B = 0$	-40			V
Emitter-Base Breakdown Voltage	$V_{(BR)EBO}$	$I_E = -100\mu\text{A}, I_C = 0$	-5			V
Collector Cut-off Current	$I_{CBO}$	$V_{CB} = -35\text{V}, I_E = 0$	-	-	-0.1	$\mu\text{A}$
Collector Cut-off Current	$I_{CEX}$	$V_{CE} = -35\text{V}, V_{BE} = -0.4\text{V}$			-0.10	$\mu\text{A}$
Base Cut-off Current	$I_{BL}$	$V_{CE} = -35\text{V}, V_{BE} = -0.4\text{V}$			-0.10	$\mu\text{A}$
DC Current Gain	$h_{FE}$	$V_{CE} = -1\text{V}, I_C = -0.1\text{mA}$	30			-
		$V_{CE} = -1\text{V}, I_C = -1.0\text{mA}$	60			
		$V_{CE} = -1\text{V}, I_C = -10\text{mA}$	100			
		$V_{CE} = -2\text{V}, I_C = -150\text{mA}$	100	300		
		$V_{CE} = -2\text{V}, I_C = -500\text{mA}$	20			
Collector-Emitter Saturation Voltage	$V_{CE(sat)}$	$I_C = -150\text{mA}, I_B = -15\text{mA}$ $I_C = -500\text{mA}, I_B = -50\text{mA}$			-0.40 -0.75	V
Base-Emitter Saturation Voltage	$V_{BE(sat)}$	$I_C = -150\text{mA}, I_B = -15\text{mA}$ $I_C = -500\text{mA}, I_B = -50\text{mA}$	-0.75		-0.95 -1.30	V
Transition Frequency	$f_T$	$V_{CE} = -10\text{V}, I_C = -20\text{mA}$ $f = 100\text{MHz}$	200			MHz

**TYPICAL CHARACTERISTICS** (@  $T_A = 25^\circ\text{C}$  unless otherwise specified)


**PACKAGE OUTLINE** (Unit: mm)

Plastic surface mounted package


**MOUNTING PAD LAYOUT** (Unit: mm)

**PACKAGE INFORMATION**

Part Number	Package	Shipping Quantity
MMBT4403	SOT-23	3000pcs / Tape & Reel

## X-ON Electronics

Largest Supplier of Electrical and Electronic Components

*Click to view similar products for [Bipolar Transistors - BJT category](#):*

*Click to view products by [JSMSEMI manufacturer](#):*

Other Similar products are found below :

[619691C](#) [MCH4017-TL-H](#) [MMBT-2369-TR](#) [BC546/116](#) [BC557/116](#) [BSW67A](#) [NJVMJD148T4G](#) [NTE123AP-10](#) [NTE153MCP](#) [NTE16](#)  
[NTE195A](#) [NTE92](#) [C4460](#) [2N4401-A](#) [2N6728](#) [2SA1419T-TD-H](#) [2SA2126-E](#) [2SB1204S-TL-E](#) [2SC2712S-GR,LF](#) [2SC5488A-TL-H](#)  
[2SD2150T100R](#) [SP000011176](#) [2N2907A](#) [2N3904-NS](#) [2N5769](#) [2SC2412KT146S](#) [2SD1816S-TL-E](#) [CPH6501-TL-E](#) [MCH4021-TL-E](#)  
[MJE340](#) [US6T6TR](#) [NJL0281DG](#) [732314D](#) [CPH3121-TL-E](#) [CPH6021-TL-H](#) [873787E](#) [IMZ2AT108](#) [UMX21NTR](#) [MCH6102-TL-E](#)  
[NJL0302DG](#) [2N3583](#) [30A02MH-TL-E](#) [TN6717A](#) [NSV40301MZ4T1G](#) [NTE13](#) [NTE26](#) [NTE282](#) [NTE323](#) [NTE350](#) [NTE81](#)