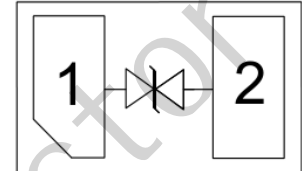



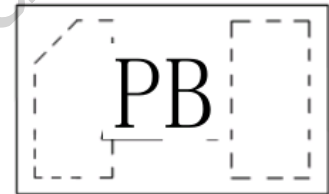
Features

- ◇ 68W (8/20 μ s) Peak Pulse Power
- ◇ Low Capacitance ESD Protection
- ◇ DFN1006-2 Package
- ◇ RoHS Compliant
- ◇ Matte Tin Lead finish (Pb-Free)
- ◇ Protect One High Speed Data Line
- ◇ Meet IEC61000-4-2 Level 4:
 - Contact Discharge > 25kV
 - Air Discharge > 25kV

Circuit Diagram



Package Outline



PB= Device Code

Applications

- ◇ Communication System
- ◇ Portable Instrumentation
- ◇ Audio and Video Equipment
- ◇ Computers and Peripherals
- ◇ USB 1.1, USB 1.0 Ports

Ordering information

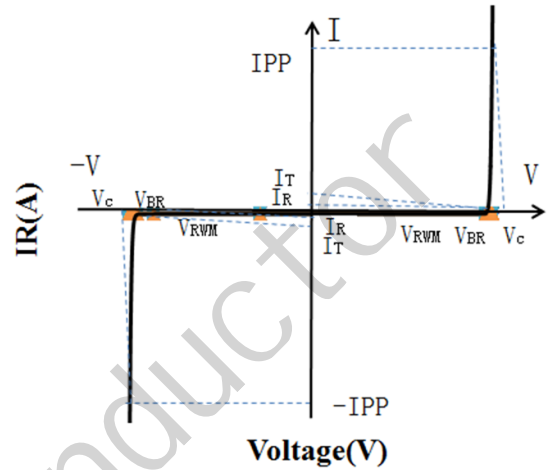
Device	Package	Reel Size	Qty / Reel
PESDNC2FD5VB	DFN1006-2	7 inch	10000

Maximum Ratings (Ta = 25°C)

Symbol	Parameter	Value	Unit
PPK	Peak Pulse Power	68	W
IPP	Peak Pulse Current	5	A
VESD (Contact)	Contact ESD Voltage per IEC61000-4-2	25	kV
VESD (Air)	Air ESD Voltage per IEC61000-4-2	25	kV
TJ	Junction Temperature	-55 to +150	°C
TSTG	Storage Temperature	-55 to +150	°C

Portion Electronics Parameter

Symbol	Parameter
I_T	Test Current
I_{PP}	Maximum Reverse Peak Pulse Current
V_c	Clamping Voltage @ I_c


 Electrical Characteristics ($T_a = 25^\circ\text{C}$)

Symbol	Parameter	Conditions	Min	Typ	Max	Unit
V_{RWM}	Reverse Working Peak Voltage				5	V
V_{BR}	Reverse Breakdown Voltage	$I_T = 1\text{mA}$	5.7		9	V
I_R	Reverse Leakage Current	$V_{RWM} = 5\text{V}$			0.1	μA
V_c	Clamping Voltage	$I_{PP} = 1\text{A}$ (8/20 μs)			12	V
V_c	Clamping Voltage	$I_{PP} = 5\text{A}$ (8/20 μs)			17	V
C_J	Capacitance	$V_R = 0\text{V}$, $f = 1\text{MHz}$	8	8.9	15	pF

SURGE CURRENT WAVEFORM:

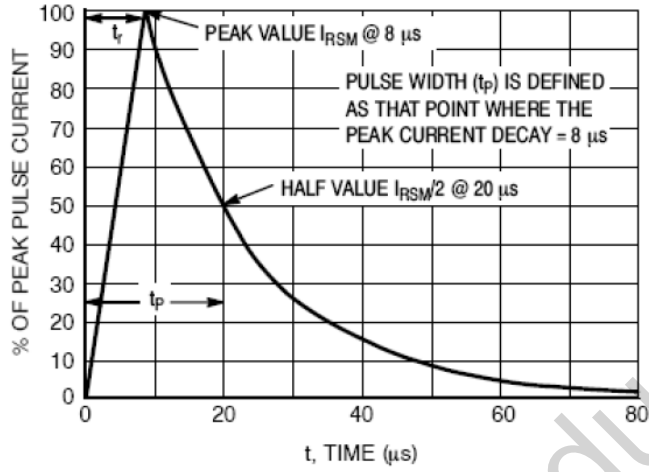
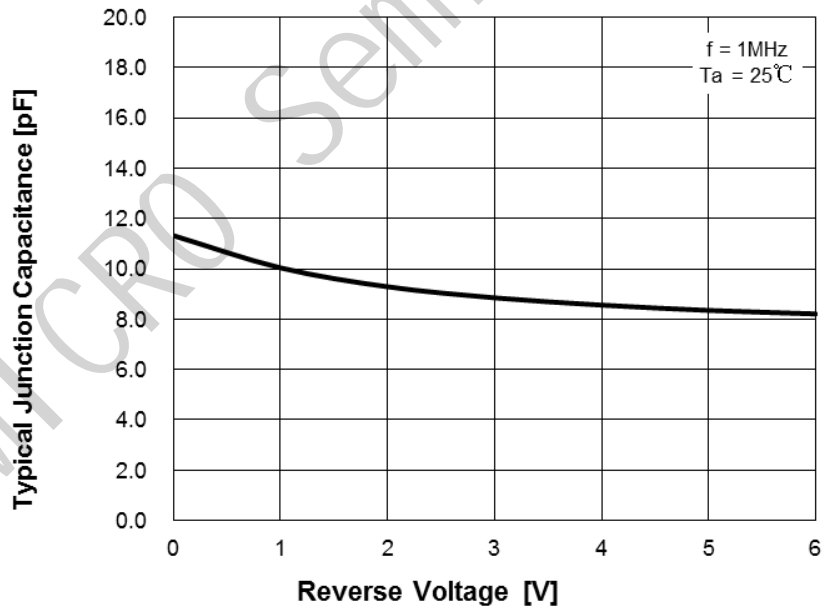
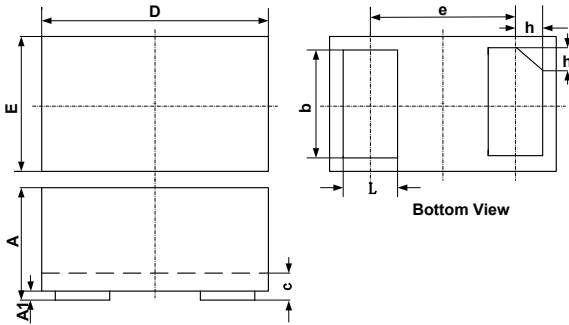


Figure 1. 8 x 20 μs Pulse Waveform

CAPACITANCE CURVE:

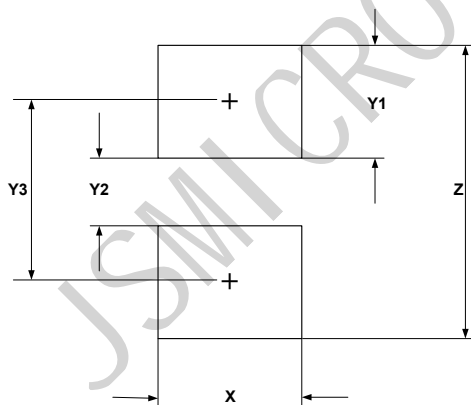


DFN1006-2 Package Outline Drawing



SYM	DIMENSIONS					
	MILLIMETERS			INCHES		
	MIN	NOM	MAX	MIN	NOM	MAX
A	0.45	0.50	0.55	0.018	0.020	0.022
A1	0.00	0.02	0.05	0.000	0.001	0.002
b	0.45	0.50	0.55	0.018	0.020	0.022
c	0.12	0.15	0.18	0.005	0.006	0.007
D	0.95	1.00	1.05	0.037	0.039	0.041
e	0.65 BSC			0.026 BSC		
E	0.55	0.60	0.65	0.022	0.024	0.026
L	0.20	0.25	0.30	0.008	0.010	0.012
h	0.07	0.12	0.17	0.003	0.005	0.007

Suggested Land Pattern



SYM	DIMENSIONS	
	MILLIMETERS	INCHES
X	0.60	0.024
Y1	0.50	0.020
Y2	0.30	0.012
Y3	0.80	0.032
Z	1.30	0.052

X-ON Electronics

Largest Supplier of Electrical and Electronic Components

Click to view similar products for [ESD Suppressors / TVS Diodes](#) category:

Click to view products by [JSMSEMI](#) manufacturer:

Other Similar products are found below :

[60KS200C](#) [D18V0L1B2LP-7B](#) [D5V0F4U5P5-7](#) [NTE4902](#) [P4KE27CA](#) [P6KE11CA](#) [P6KE8.2A](#) [SA60CA](#) [SA64CA](#) [SMBJ12CATR](#)
[SMBJ33CATR](#) [SMBJ6.5A](#) [SMBJ8.0A](#) [ESD101-B1-02ELS](#) [E6327](#) [ESD112-B1-02EL](#) [E6327](#) [ESD7451N2T5G](#) [19180-510](#) [CPDT-5V0USP-](#)
[HF](#) [3.0SMCJ33CA-F](#) [3.0SMCJ36A-F](#) [HSPC16701B02TP](#) [JANTX1N6126A](#) [D3V3Q1B2DLP3-7](#) [D55V0M1B2WS-7](#) [SCM1293A-04SO](#)
[ESD200-B1-CSP0201](#) [E6327](#) [SM12-7](#) [CEN955 W/DATA](#) [VESD12A1A-HD1-GS08](#) [CPDQC5V0-HF](#) [D1213A-01LP4-7B](#) [ESD101-B1-02EL](#)
[E6327](#) [AOZ8808DI-03](#) [5KP15A](#) [5KP48A](#) [5KP90A](#) [ESD3V3D7-TP](#) [15KPA36A-LF](#) [P4KE56CA](#) [P4KE68A](#) [P4KE91CATR](#) [P6KE120A](#)
[P6KE13CA](#) [P6KE43CA](#) [P6KE6.8CA](#) [P6KE8.2](#) [P6SMBJ20CA](#) [JANTX1N6072A](#) [SR2835ESKG](#) [SA90CA](#)