

## Features

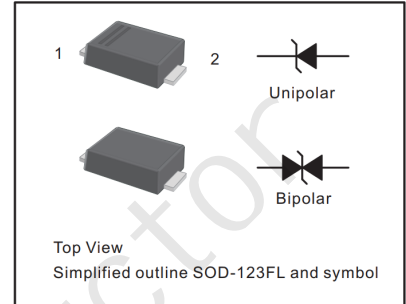
Low profile package with built-in strain relief for SMT applications  
 Low incremental surge resistance, excellent clamping capability  
 200W peak pulse power capability with very fast response time  
 High temperature soldering guaranteed: 260°C / 10s at terminals  
 RoHS compliant with Halogen-free

## Mechanical Data

Case: SOD-123FL  
 Terminals: Solder plated; solderable per MIL- STD-750, Method 2026  
 Weight: 15mg/0.00048oz

### PINNING

PIN	DESCRIPTION
1	Cathode
2	Anode



## Maximum Ratings (at $T_A = 25^\circ\text{C}$ unless otherwise specified)

Parameter	Symbol	Value	Unit
Peak power dissipation with a 10/1000 $\mu\text{s}$ waveform	$P_{PPM}$	Minimum 200	W
Peak pulse current with a 10/1000 $\mu\text{s}$ waveform <sup>*1</sup>	$I_{PPM}$	see E. Characteristics	A
Forward Voltage @ $I_F = 1\text{A}$	$V_F$	1.6	V
Typical thermal resistance, junction to ambient	$R_{\theta JA}$	180	$^\circ\text{C/W}$
Operating junction and storage temperature range	$T_J, T_{STG}$	-55 ~ +150	$^\circ\text{C}$

### Electrical Characteristics (at $T_A = 25^\circ\text{C}$ unless otherwise specified)

Type	Marking	Breakdown Voltage $V_{BR}@I_T$		Test Current	Reverse Standoff Voltage	Max. Reverse Leakage@ $V_{RWM}$	Max. Peak Pulse Current	Max. Clamping Voltage @ $I_{PP}$
		V		$I_T$	$V_{RWM}$	$I_R$	$I_{PP}$	$V_C$
		Min	Max	mA	V	$\mu\text{A}$	A	V
SMF5V0A	AE	6.4	7	10	5	400	21.7	9.2
SMF6V0A	AG	6.7	7.4	10	6	400	19.4	10.3
SMF6V5A	AK	7.2	8	10	6.5	250	17.9	11.2
SMF7V0A	AM	7.8	8.6	10	7	100	16.7	12.0
SMF7V5A	AP	8.3	9.2	1	7.5	50	15.5	12.9
SMF8V0A	AR	8.9	9.8	1	8	25	14.7	13.6
SMF8V5A	AT	9.4	10.4	1	8.5	10	13.9	14.4
SMF9V0A	AV	10	11.1	1	9	5	13.0	15.4
SMF10A	AX	11.1	12.3	1	10	2.5	11.8	17.0
SMF11A	AZ	12.2	13.5	1	11	2.5	11	18.2
SMF12A	BE	13.3	14.7	1	12	2.5	10.1	19.9
SMF13A	BG	14.4	15.9	1	13	1	9.3	21.5
SMF14A	BK	15.6	17.2	1	14	1	8.6	23.2
SMF15A	BM	16.7	18.5	1	15	1	8.2	24.4
SMF16A	BP	17.8	19.7	1	16	1	7.7	26.0
SMF17A	BR	18.9	20.9	1	17	1	7.2	27.6
SMF18A	BT	20	22.1	1	18	1	6.8	29.2
SMF20A	BV	22.2	24.5	1	20	1	6.2	32.4
SMF22A	BX	24.4	26.9	1	22	1	5.6	35.5
SMF24A	BZ	26.7	29.5	1	24	1	5.1	38.9
SMF26A	CE	28.9	31.9	1	26	1	4.8	42.1
SMF28A	CG	31.1	34.4	1	28	1	4.4	45.4
SMF30A	CK	33.3	36.8	1	30	1	4.1	48.4
SMF33A	CM	36.7	40.6	1	33	1	3.8	53.3
SMF36A	CP	40	44.2	1	36	1	3.4	58.1
SMF40A	CR	44.4	49.1	1	40	1	3.1	64.5
SMF43A	CT	47.8	52.8	1	43	1	2.9	69.4
SMF45A	CV	50	55.3	1	45	1	2.8	72.7
SMF48A	CX	53.3	58.9	1	48	1	2.6	77.4

Type	Marking	Breakdown Voltage $V_{BR@I_T}$		Test Current	Reverse Standoff Voltage	Max. Reverse Leakage@ $V_{RWM}$	Max. Peak Pulse Current	Max. Clamping Voltage @ $I_{PP}$
		V		$I_T$	$V_{RWM}$	$I_R$	$I_{PP}$	$V_C$
		Min	Max	mA	V	uA	A	V
SMF51A	CZ	56.7	62.7	1	51	1	2.4	82.4
SMF54A	DE	60	66.3	1	54	1	2.3	87.1
SMF58A	DG	64	71.2	1	58	1	2.1	93.6
SMF60A	DK	66.7	73.7	1	60	1	2.1	96.8
SMF64A	DM	71.1	78.6	1	64	1	1.9	103
SMF70A	DP	78.8	86	1	70	1	1.8	113
SMF75A	DR	83.3	92.1	1	75	1	1.7	121
SMF78A	DT	86.7	95.8	1	78	1	1.6	126
SMF85A	DV	94.4	104	1	85	1	1.5	137
SMF90A	DX	100	111	1	90	1	1.4	146
SMF100A	DZ	111	123	1	100	1	1.2	162
SMF110A	EE	122	135	1	110	1	1.1	177
SMF120A	EG	133	147	1	120	1	1.0	193
SMF130A	EK	144	159	1	130	1	1.0	209
SMF150A	EM	167	185	1	150	1	0.8	243
SMF160A	EP	178	197	1	160	1	0.8	259
SMF170A	ER	189	209	1	170	1	0.7	275
SMF200A	EX	224	247	1	200	1	0.6	324
SMF220A	E22	245	270	1	220	1	0.6	356

**Ratings and Characteristic Curves** (at  $T_A=25^\circ\text{C}$  unless otherwise noted)

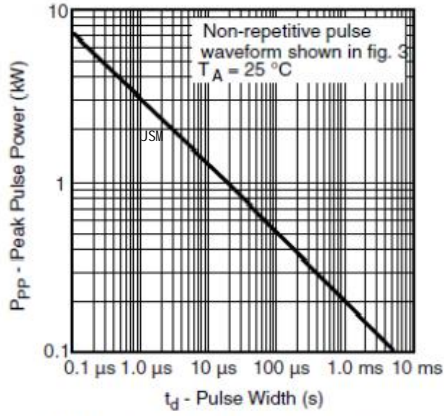


Fig. 1 - Peak Pulse Power Rating

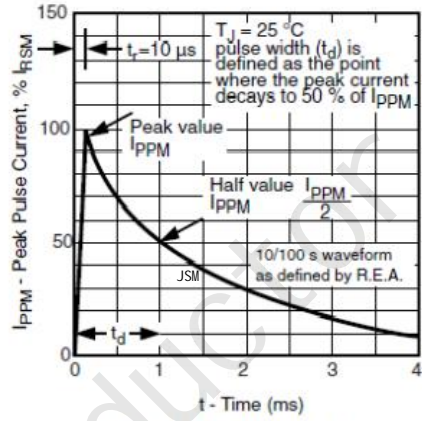


Fig. 3 - Pulse Waveform

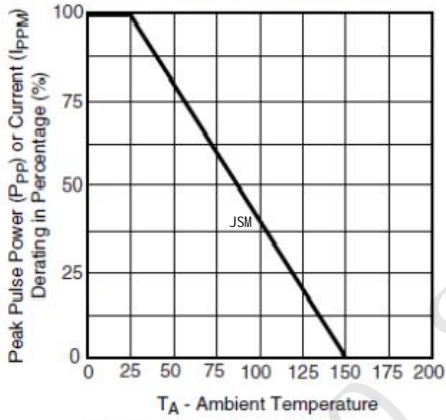
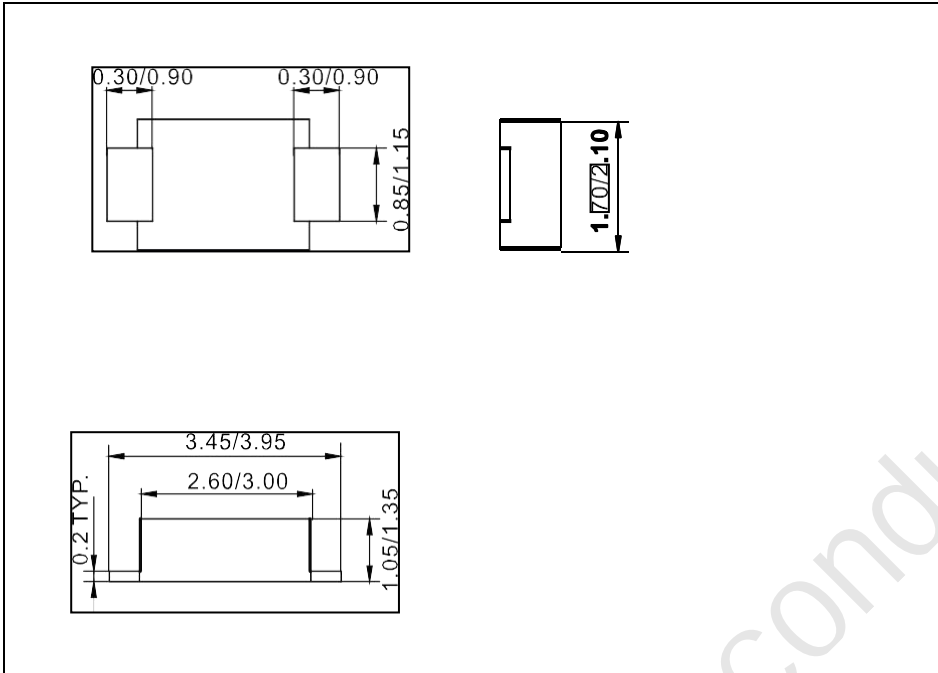



Fig. 2 - Pulse Derating Curve

**Package Outline Dimensions** (Unit: mm)



**Mounting Pad Layout** (Unit: mm)



**Ordering Information**

Part Number	Package	Shipping Quantity
SMF5V0A - SMF220A	SOD-123FL	3000 / Tape & Reel

## X-ON Electronics

Largest Supplier of Electrical and Electronic Components

*Click to view similar products for [ESD Suppressors / TVS Diodes](#) category:*

*Click to view products by [JSMSEMI](#) manufacturer:*

Other Similar products are found below :

[60KS200C](#) [D18V0L1B2LP-7B](#) [D5V0F4U5P5-7](#) [DESD5V0U1BB-7](#) [NTE4902](#) [P4KE27CA](#) [P6KE11CA](#) [P6KE39CA-TP](#) [P6KE8.2A](#)  
[SA110CA](#) [SA60CA](#) [SA64CA](#) [SMBJ12CATR](#) [SMBJ33CATR](#) [SMBJ8.0A](#) [ESD101-B1-02ELS E6327](#) [ESD105-B1-02EL E6327](#) [ESD112-B1-02EL E6327](#) [ESD119B1W01005E6327XTSA1](#) [ESD5V0L1B02VH6327XTSA1](#) [ESD7451N2T5G](#) [19180-510](#) [CPDT-5V0USP-HF](#)  
[3.0SMCJ33CA-F](#) [3.0SMCJ36A-F](#) [HSPC16701B02TP](#) [D3V3Q1B2DLP3-7](#) [D55V0M1B2WS-7](#) [DESD5V0U1BL-7B](#) [DRTR5V0U4SL-7](#)  
[SCM1293A-04SO](#) [ESD200-B1-CSP0201 E6327](#) [SM12-7](#) [SMLJ45CA-TP](#) [CEN955 W/DATA](#) [82350120560](#) [VESD12A1A-HD1-GS08](#)  
[CPDUR5V0R-HF](#) [CPDQC5V0U-HF](#) [CPDQC5V0USP-HF](#) [CPDQC5V0-HF](#) [D1213A-01LP4-7B](#) [D1213A-02WL-7](#) [MMAD1108/TR13](#)  
[5KP100A](#) [5KP15A](#) [5KP18A](#) [5KP48A](#) [5KP90A](#) [5KP90CA](#)