
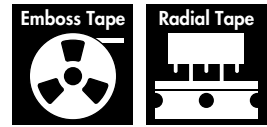
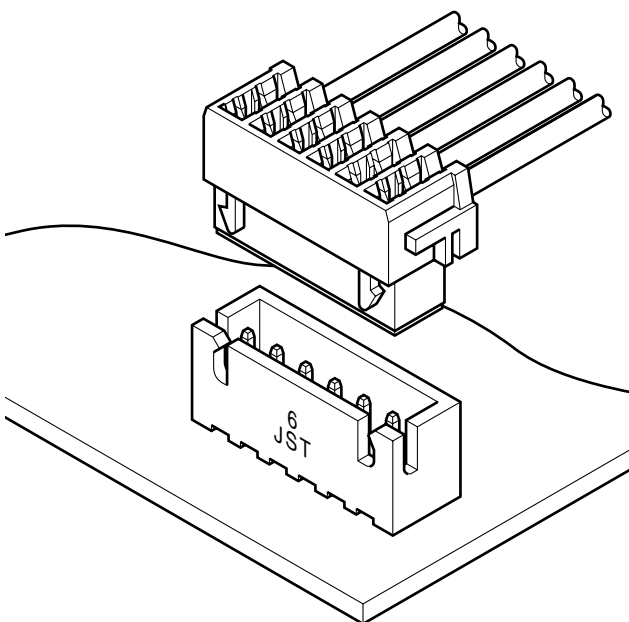


NR CONNECTOR

Disconnectable Insulation displacement connectors



The NR connector is our first insulation displacement connector designed for printed circuit boards and has a justified reputation for reliability. The receptacle accepts both discrete wires and ribbon cables.



Features

• Twin U-slot insulation displacement section

The insulation displacement section connected to each wire consists of two tin-plated slots (twin U-slot), which ensures reliable connection.

• Strain relief

The housing has a strain relief feature that supports and protects the insulation displacement connection from vibration, shock and bending.

• Interchangeability

The shrouded header is interchangeable with the XH connectors (crimp style), the NRD connectors (IDC style), and the JQ connectors (board-to-board style).

Specifications

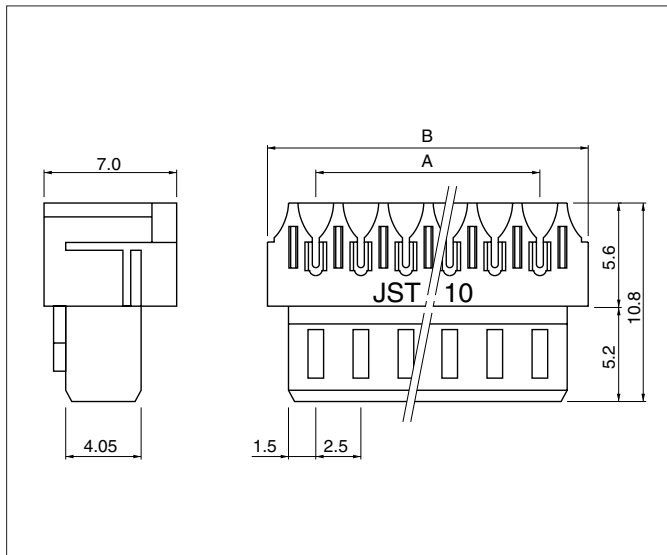
- Current rating: 2A AC, DC (AWG #24)
- Voltage rating: 250V AC, DC
- Temperature range: -25°C to +85°C
(including temperature rise in applying electrical current)
- Contact resistance: Initial value/10m Ω max.
After environmental testing/20m Ω max.
- Insulation resistance: 1,000M Ω min.
- Withstanding voltage: 1,500V AC/minute
- Applicable wire: UL1007(Contact JST for details regarding other UL wires.)
AWG #28, #26, #24
Conductor/7 strands, tin-coated
Insulation O.D./1.1 to 1.5mm
- Applicable PC board thickness: 1.6mm
- * Compliant with RoHS.
- * Refer to "General Instruction and Notice when using Terminals and Connectors" at the end of this catalog.
- * Contact JST for details.

Standards

Recognized E60389

Certified LR20812

Receptacle



Circuits	Model No.			Dimensions (mm)		Q'ty / box
	AWG #28 (green)	AWG #26 (natural/white)	AWG #24 (black)	A	B	
2	02NR-E8M	02NR-E6S	02NR-E4K	2.5	7.5	1,000
3	03NR-E8M	03NR-E6S	03NR-E4K	5.0	10.0	1,000
4	04NR-E8M	04NR-E6S	04NR-E4K	7.5	12.5	1,000
5	05NR-E8M	05NR-E6S	05NR-E4K	10.0	15.0	500
6	06NR-E8M	06NR-E6S	06NR-E4K	12.5	17.5	500
7	07NR-E8M	07NR-E6S	07NR-E4K	15.0	20.0	500
8	08NR-E8M	08NR-E6S	08NR-E4K	17.5	22.5	500
9	09NR-E8M	09NR-E6S	09NR-E4K	20.0	25.0	250
10	10NR-E8M	10NR-E6S	10NR-E4K	22.5	27.5	250
12	12NR-E8M	12NR-E6S	12NR-E4K	27.5	32.5	200
13	13NR-E8M	13NR-E6S	13NR-E4K	30.0	35.0	200
14	—	14NR-E6S	—	32.5	37.5	200

Material and Finish

Contact: Phosphor bronze, nickel-undercoated, tin-plated
Housing: PA 66, UL94V-0

RoHS compliance This product displays (LF) on a label.
Note: 14NR-E6S is not TÜV approved.

<For reference> As the color identification, the following alphabet shall be put in the underlined part. For availability, delivery and minimum order quantity, contact JST.

ex. **02NR-E8M**

K...black [standard color for AWG#24]

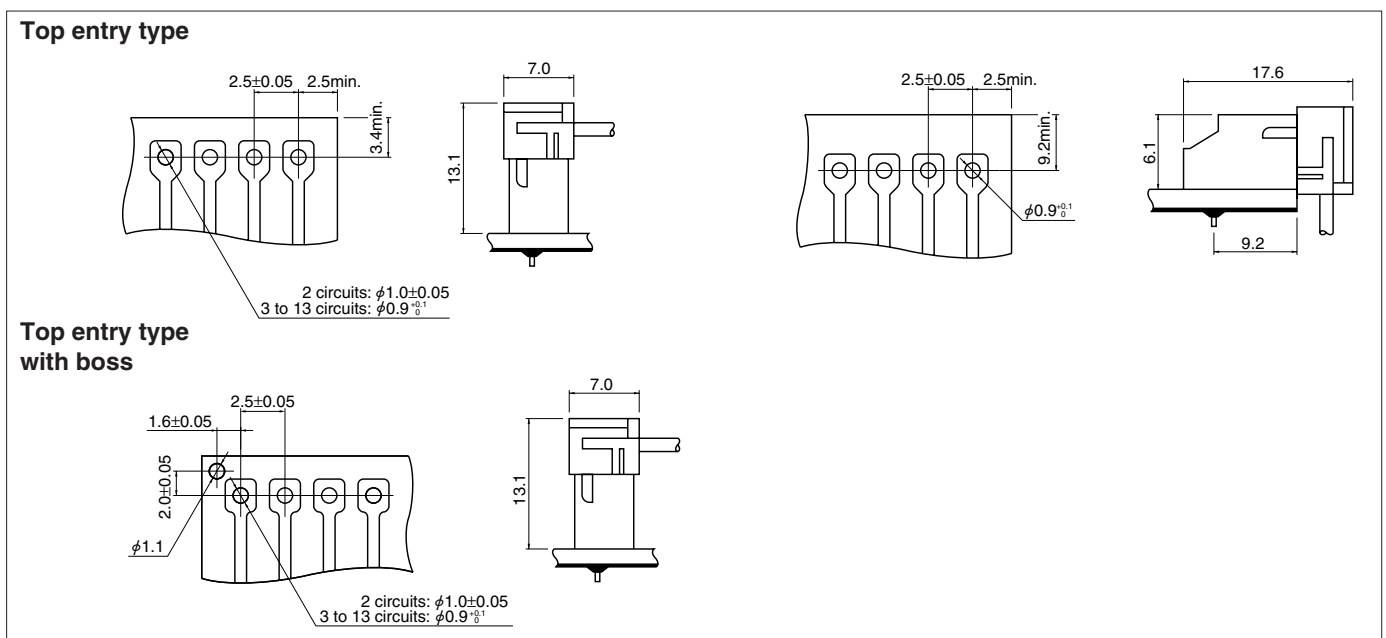
S...natural (white) [standard color for AWG#26]

M...green [standard color for AWG#28]

Shrouded header

The shrouded headers are interchangeable with the XH crimp style connectors, the NRD insulation displacement connectors, and the JQ board-to-board connectors.

PC board layout (viewed from soldering side) and Assembly layout



Note:

1. Tolerances are non-cumulative: $\pm 0.05\text{mm}$ for all centers.
2. Hole dimensions differ according to the kind of PC board and piercing method. If PC boards made of hard material are used, the hole dimensions should be larger. The dimensions above should serve as a guideline. Contact JST for details.

X-ON Electronics

Largest Supplier of Electrical and Electronic Components

Click to view similar products for [Headers & Wire Housings](#) category:

Click to view products by [JST](#) manufacturer:

Other Similar products are found below :

[95000-104TRLF](#) [10135584-644402LF](#) [DF62W-EP2022PCA](#) [95000-106TRLF](#) [DF62W-2022SCA](#) [DF62W-EP2022PC](#) [2203348](#) [DF62W-2022SC](#) [1084018](#) [1029039](#) [1084017](#) [802-10-012-10-002000](#) [1112640](#) [1112639](#) [891-007-9SS-BST1T](#) [000-34000](#) [0008550134](#) [0009482033](#) [0009507031](#) [57102-F02-18ULF](#) [57102-S06-03LF](#) [57202-S52-04LF](#) [PCN6-15S-2.5E](#) [0039019024](#) [58102-G61-06LF](#) [582553-1](#) [0009485154](#) [0009508121](#) [0022285053](#) [0050291907](#) [018731A](#) [LY20-4P-DT1-P1E-BR](#) [02.125.8002.8](#) [60101931](#) [60598-1 \(Cut Strip\)](#) [M1625-3R/100](#) [61062-3](#) [61082-181009](#) [CSU011177004](#) [636-1427](#) [638009-1](#) [641938-9](#) [641991-4](#) [644168-1](#) [644827-2](#) [647662-1](#) [65039-019ELF](#) [65692-001LF](#) [65781-018](#) [65781-047](#)