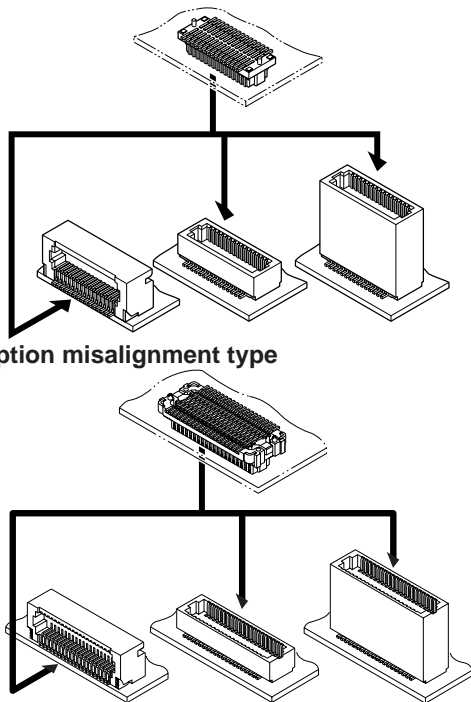




# JMC CONNECTOR

0.5mm pitch/Board-to-board connectors



Absorption misalignment type

**This JMC connector is 0.5 mm pitch SMT type board to board connector with selection of boss existence. Comparing with conventional JMC connector, more small and space saving are realized. Various types are available such as top/side entry type connectors including the development of the stacking height variation for plug and the absorption misalignment type for receptacle.**

- **Secure mating**
- **Distortion preventive construction**
- **Versatile number of circuit and height**
- **Absorbing misalignment when mating connector**

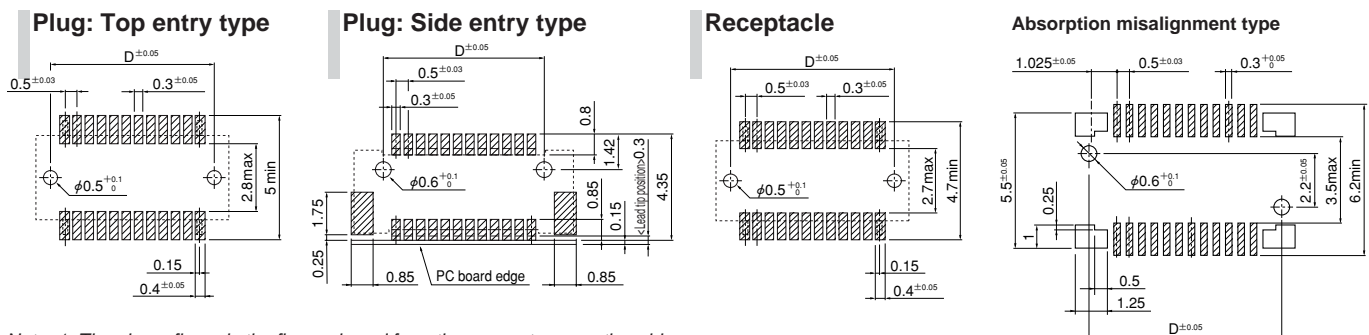
## Specifications

- Current rating: 0.5 A AC, DC
- Voltage rating: 50 V AC, DC
- Temperature range: -25°C to +85°C  
(including temperature rise in applying electrical current)
- Contact resistance: Initial value/ 50 mΩ max.  
After environmental tests/ 100 mΩ max.
- Insulation resistance: 50 MΩ min.
- Withstanding voltage: 100 VAC/minute
- \* Contact JST for nitrogen (N<sub>2</sub>) reflow soldering.
- \* Refer to "General Instruction and Notice when using Terminals and Connectors" at the end of this catalog.
- \* Contact JST for details.
- \* Compliant with RoHS.

## Standards

- ♻️ Recognized E60389
- Ⓢ Certified LR20812

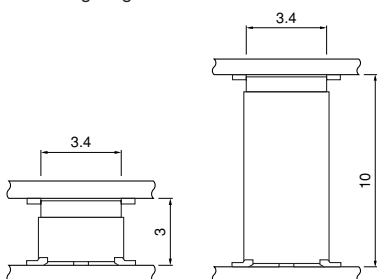
## PC board layout and Assembly layout



Note: 1. The above figure is the figure viewed from the connector mounting side.  
2. Tolerances are non-cumulative: ±0.03 mm for all centers. The dimensions above should serve as a guideline. Contact JST for details.

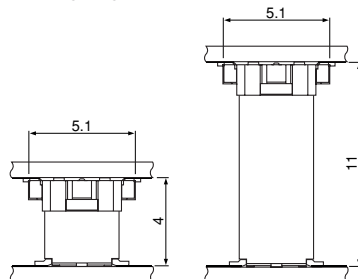
### Top entry type

Stacking height: 3.0 to 10.0 mm

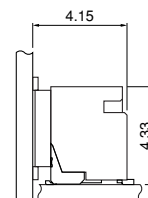


### Absorption misalignment type

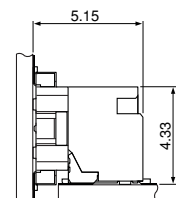
Stacking height: 4.0 to 11.0 mm



### Side entry type

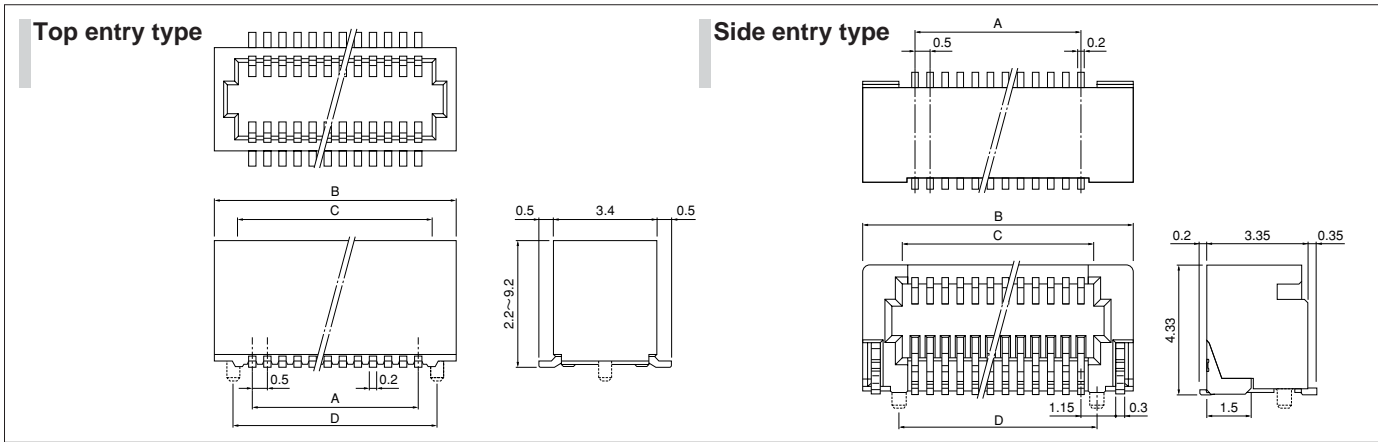


### Absorption misalignment type



# JMC CONNECTOR

## Plug



### Top entry type

	Circuits	Model No. Stacking height (mm)				Dimensions (mm)			
		3.0	3.5	4.0	4.5	A	B	C	D
Without boss	18	18P3.0-JMCS-G-TF(N)	—	—	—	4.0	6.4	4.9	—
	20	20P3.0-JMCS-G-TF(N)	20P3.5-JMCS-G-TF(N)	—	20P4.5-JMCS-G-TF(N)	4.5	6.9	5.4	—
	24	—	24P3.5-JMCS-G-TF(N)	—	—	5.5	7.9	6.4	—
	30	30P3.0-JMCS-G-TF(N)	30P3.5-JMCS-G-TF(N)	30P4.0-JMCS-G-TF(N)	—	7.0	9.4	7.9	—
	40	40P3.0-JMCS-G-TF(N)	40P3.5-JMCS-G-TF(N)	40P4.0-JMCS-G-TF(N)	—	9.5	11.9	10.4	—
	50	50P3.0-JMCS-G-TF(N)	—	50P4.0-JMCS-G-TF(N)	—	12.0	14.4	12.9	—
With boss	60	60P3.0-JMCS-G-TF(N)	—	60P4.0-JMCS-G-TF(N)	—	14.5	16.9	15.4	—
	20	20P3.0-JMCS-G-B-TF(N)	20P3.5-JMCS-G-B-TF(N)	—	20P4.5-JMCS-G-B-TF(N)	4.5	6.9	5.4	5.7
	24	—	—	24P4.0-JMCS-G-B-TF(N)	—	5.5	7.9	6.4	6.7
	30	—	30P3.5-JMCS-G-B-TF(N)	30P4.0-JMCS-G-B-TF(N)	—	7.0	9.4	7.9	8.2
	40	40P3.0-JMCS-G-B-TF(N)	40P3.5-JMCS-G-B-TF(N)	40P4.0-JMCS-G-B-TF(N)	—	9.5	11.9	10.4	10.7
	44	44P3.0-JMCS-G-B-TF(N)	—	—	—	10.5	12.9	11.4	11.7
	50	50P3.0-JMCS-G-B-TF(N)	—	50P4.0-JMCS-G-B-TF(N)	—	12.0	14.4	12.9	13.2
	60	60P3.0-JMCS-G-B-TF(N)	—	60P4.0-JMCS-G-B-TF(N)	—	14.5	16.9	15.4	15.7
	Q'ty/reel	2,500	2,000	2,000	1,500				

	Circuits	Model No. Stacking height (mm)				Dimensions (mm)			
		5.0	5.5	6.0	6.5	A	B	C	D
Without boss	14	14P5.0-JMCS-G-TF(N)	—	—	—	3.0	5.4	3.9	—
	20	20P5.0-JMCS-G-TF(N)	20P5.5-JMCS-G-TF(N)	20P6.0-JMCS-G-TF(N)	—	4.5	6.9	5.4	—
	30	—	—	—	30P6.5-JMCS-G-TF(N)	7.0	9.4	7.9	—
	40	40P5.0-JMCS-G-TF(N)	—	—	40P6.5-JMCS-G-TF(N)	9.5	11.9	10.4	—
	50	50P5.0-JMCS-G-TF(N)	—	—	—	12.0	14.4	12.9	—
	60	—	60P5.5-JMCS-G-TF(N)	—	—	14.5	16.9	15.4	—
With boss	14	14P5.0-JMCS-G-B-TF(N)	—	—	—	3.0	5.4	3.9	4.2
	20	20P5.0-JMCS-G-B-TF(N)	20P5.5-JMCS-G-B-TF(N)	20P6.0-JMCS-G-B-TF(N)	—	4.5	6.9	5.4	5.7
	30	30P5.0-JMCS-G-B-TF(N)	—	—	30P6.5-JMCS-G-B-TF(N)	7.0	9.4	7.9	8.2
	40	40P5.0-JMCS-G-B-TF(N)	—	40P6.0-JMCS-G-B-TF(N)	40P6.5-JMCS-G-B-TF(N)	9.5	11.9	10.4	10.7
	50	50P5.0-JMCS-G-B-TF(N)	—	60P6.0-JMCS-G-B-TF(N)	—	14.5	16.9	15.4	15.7
	60	—	—	—	—	—	—	—	—
	Q'ty/reel	1,500	1,000	1,000	1,000				

	Circuits	Model No. Stacking height (mm)				Dimensions (mm)			
		7.0	7.5	8.0	8.5	A	B	C	D
Without boss	20	20P7.0-JMCS-G-TF(N)	—	—	—	4.5	6.9	5.4	—
	50	50P7.0-JMCS-G-TF(N)	—	—	—	12.0	14.4	12.9	—
With boss	34	—	—	—	34P8.5-JMCS-G-B-TF(N)	8.0	10.4	8.9	9.2
	50	50P7.0-JMCS-G-B-TF(N)	50P7.5-JMCS-G-B-TF(N)	50P8.0-JMCS-G-B-TF(N)	—	12.0	14.4	12.9	13.2
	64	—	—	64P8.0-JMCS-G-B-TF(N)	—	15.5	17.9	16.4	16.7
	Q'ty/reel	1,000	600	600	500				

	Circuits	Model No. Stacking height (mm)				Dimensions (mm)			
		9.0	10.0	—	—	A	B	C	D
Without boss	20	—	20P10.0-JMCS-G-TF(N)	—	—	4.5	6.9	5.4	—
	30	30P9.0-JMCS-G-TF(N)	—	—	—	7.0	9.4	7.9	—
	50	50P9.0-JMCS-G-TF(N)	—	—	—	12.0	14.4	12.9	—
With boss	20	—	20P10.0-JMCS-G-B-TF(N)	—	—	4.5	6.9	5.4	5.7
	30	30P9.0-JMCS-G-B-TF(N)	—	—	—	7.0	9.4	7.9	8.2
	40	40P9.0-JMCS-G-B-TF(N)	40P10.0-JMCS-G-B-TF(N)	—	—	9.5	11.9	10.4	10.7
	50	50P9.0-JMCS-G-B-TF(N)	—	—	—	12.0	14.4	12.9	13.2
	60	60P9.0-JMCS-G-B-TF(N)	—	—	—	14.5	16.9	15.4	15.7
	Q'ty/reel	500	500	—	—				

### RoHS compliance

- Note: 1. The stacking height of absorption misalignment type is 1.0 mm higher than that of standard type.  
 2. As for the overall gold plated product, "(N)" is not given to the end of model No.  
 3. The products listed above are supplied on embossed-tape.

# JMC CONNECTOR

## Plug

### Side entry type

	Circuits	Model No.	Dimensions (mm)				Q'ty/ reel
			A	B	C	D	
Without boss	20	20PS-JMCS-G-1-TF(N)	4.5	7.9	5.4	—	1,500
	24	24PS-JMCS-G-1-TF(N)	5.5	8.9	6.4	—	1,500
	30	30PS-JMCS-G-1-TF(N)	7.0	10.4	7.9	—	1,500
	34	34PS-JMCS-G-1-TF(N)	8.0	11.4	8.9	—	1,500
	40	40PS-JMCS-G-1-TF(N)	9.5	12.9	10.4	—	1,500
	50	50PS-JMCS-G-1-TF(N)	12.0	15.4	12.9	—	1,500
With boss	20	20PS-JMCS-G-1B-TF(N)	4.5	7.9	5.4	5.55	1,500
	24	24PS-JMCS-G-1B-TF(N)	5.5	8.9	6.4	6.55	1,500
	30	30PS-JMCS-G-1B-TF(N)	7.0	10.4	7.9	8.05	1,500
	34	34PS-JMCS-G-1B-TF(N)	8.0	11.4	8.9	9.05	1,500
	40	40PS-JMCS-G-1B-TF(N)	9.5	12.9	10.4	10.55	1,500
	46	46PS-JMCS-G-1B-TF(N)	11.0	14.4	11.9	12.05	1,500
50	50PS-JMCS-G-1B-TF(N)	12.0	15.4	12.9	13.05	1,500	
60	60PS-JMCS-G-1B-TF(N)	14.5	17.9	15.4	15.55	1,500	

#### Material and Finish

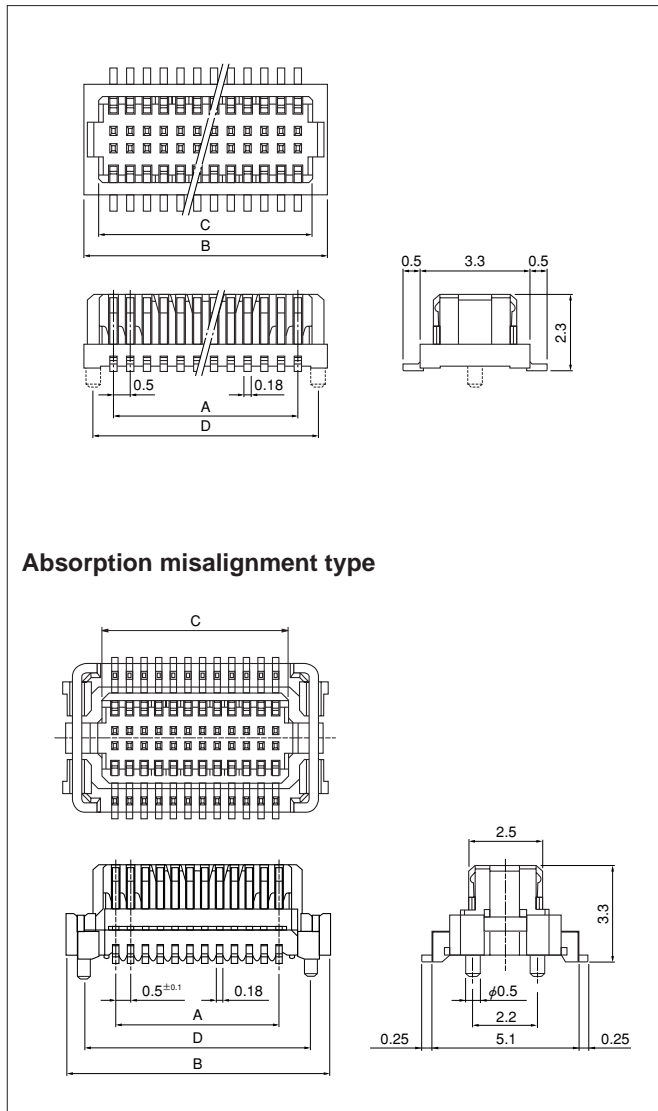
Contact: Phosphor bronze, nickel-undercoated, gold-plated (nickel-stripe)  
Housing: PA 6T, UL94V-0  
Solder tab: Brass, tin-plated (reflow treatment)

**RoHS compliance** This product displays (LF)(SN) on a label.

Note: 1. The products listed above are supplied on embossed-tape.

2. As for the overall gold plated product, "(N)" is not given to the end of model No.

## Receptacle



Circuits	Model No.		Dimensions (mm)				Q'ty/ reel
	Without boss	With boss	A	B	C	D	
14	14R-JMCS-G-TF (NSA)	14R-JMCS-G-B-TF (NSA)	3.0	4.8	3.9	4.2	2,500
18	18R-JMCS-G-TF (NSA)	—	4.0	5.8	4.9	5.2	2,500
20	20R-JMCS-G-TF (NSA)	20R-JMCS-G-B-TF (NSA)	4.5	6.3	5.4	5.7	2,500
24	24R-JMCS-G-TF (NSA)	24R-JMCS-G-B-TF (NSA)	5.5	7.3	6.4	6.7	2,500
30	30R-JMCS-G-TF (NSA)	30R-JMCS-G-B-TF (NSA)	7.0	8.8	7.9	8.2	2,500
34	34R-JMCS-G-TF (NSA)	34R-JMCS-G-B-TF (NSA)	8.0	9.8	8.9	9.2	2,500
40	40R-JMCS-G-TF (NSA)	40R-JMCS-G-B-TF (NSA)	9.5	11.3	10.4	10.7	2,500
46	46R-JMCS-G-TF (NSA)	46R-JMCS-G-B-TF (NSA)	11.0	12.8	11.9	12.2	2,500
50	50R-JMCS-G-TF (NSA)	50R-JMCS-G-B-TF (NSA)	12.0	13.8	12.9	13.2	2,500
60	60R-JMCS-G-TF (NSA)	60R-JMCS-G-B-TF (NSA)	14.5	16.3	15.4	15.7	2,500

#### Material and Finish

Contact: Phosphor bronze, nickel-undercoated, gold-plated (nickel-stripe)  
Housing: PA 6T, UL94V-0

**RoHS compliance**

Note: 1. The products listed above are supplied on embossed-tape.

2. As for the overall gold plated product, "(S)" instead of "(NSA)" shall be given to the end of model No.

### Absorption misalignment type

Circuits	Model No.		Dimensions (mm)				Q'ty/ reel
	Without boss	With boss	A	B	C	D	
20	20RF-JMCS-G-1-TF(N)	20RF-JMCS-G-1B-TF(N)	4.5	8.0	5.4	6.75	1,000
30	30RF-JMCS-G-1-TF(N)	30RF-JMCS-G-1B-TF(N)	7.0	10.5	7.9	9.25	1,000
40	40RF-JMCS-G-1-TF(N)	40RF-JMCS-G-1B-TF(N)	9.5	13.0	10.4	11.75	1,000
44	—	44RF-JMCS-G-1B-TF(N)	10.5	14.0	11.4	12.75	1,000
50	50RF-JMCS-G-1-TF(N)	50RF-JMCS-G-1B-TF(N)	12.0	15.5	12.9	14.25	1,000
60	60RF-JMCS-G-1-TF(N)	60RF-JMCS-G-1B-TF(N)	14.5	18.0	15.4	16.75	1,000
64	—	64RF-JMCS-G-1B-TF(N)	15.5	19.0	16.4	17.75	1,000

#### Material and Finish

Contact: Phosphor bronze, nickel-undercoated, gold-plated (nickel-stripe)  
Housing: PA 6T, UL94V-0  
Solder tab: Brass, copper-undercoated, tin-plated (reflow treatment)

**RoHS compliance** This product displays (LF)(SN) on a label.

Note: 1. The products listed above are supplied on embossed-tape.

2. Not CSA approved.

## X-ON Electronics

Largest Supplier of Electrical and Electronic Components

*Click to view similar products for [Headers & Wire Housings](#) category:*

*Click to view products by [JST](#) manufacturer:*

Other Similar products are found below :

[95000-104TRLF](#) [10135584-644402LF](#) [DF62W-EP2022PCA](#) [95000-106TRLF](#) [DF62W-2022SCA](#) [DF62W-EP2022PC](#) [2203348](#) [DF62W-2022SC](#) [1084018](#) [1029039](#) [1084017](#) [802-10-012-10-002000](#) [1112640](#) [1112639](#) [000-34000](#) [0009482033](#) [0009507031](#) [57102-S06-03LF](#) [57202-S52-04LF](#) [PCN6-15S-2.5E](#) [0039019024](#) [58102-G61-06LF](#) [582553-1](#) [0009485154](#) [0009508121](#) [0022285053](#) [0050291907](#) [018731A](#) [LY20-4P-DT1-P1E-BR](#) [02.125.8002.8](#) [60101931](#) [60598-1 \(Cut Strip\)](#) [M1625-3R/100](#) [61062-3](#) [61082-181009](#) [636-1427](#) [638009-1](#) [641938-9](#) [641991-4](#) [644168-1](#) [647662-1](#) [65039-019ELF](#) [65817-002LF](#) [65817-015LF](#) [65863-015LF](#) [66207-023LF](#) [67016-026LF](#) [67046-001LF](#) [67095-007LF](#) [67230-005LF](#)