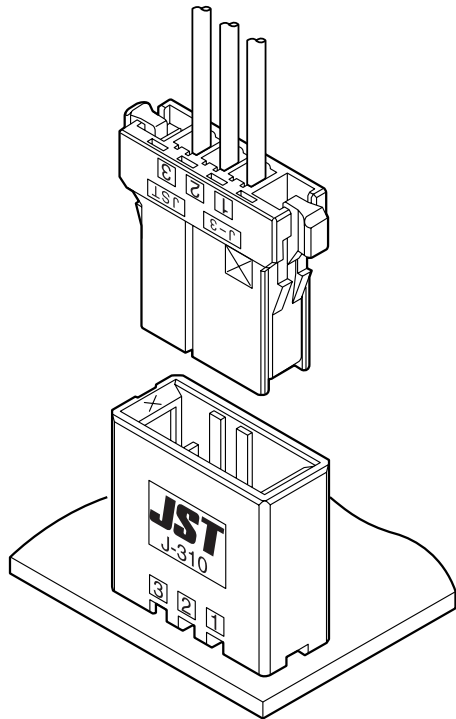


JFA CONNECTOR J300 SERIES

3.81, 5.08, 5.4 mm pitch/Disconnectable Crimp style connectors(Wire-to-board/Wire-to-wire)



Connectors for signal circuit or power supply circuit, applicable to the factory automation, heavy electric machinery, and other industrial equipment in general. In spite of the various kinds of housings available, their contacts are designed to be common. The applicable tooling can be standardized.

- Double-spring construction
- Housing lances
- Clear click feeling

Specifications

- Current rating: (AC, DC)

Unit: A

Circuits	Wire size (AWG)							
	#14	#16	#18	#20	#22	#24	#26	#28
1	15.0	14.0	11.5	9.5	8.0	6.5	5.75	4.75
2	13.5	13.5	11.25	9.25	7.5	6.25	5.5	4.5
3	12.25	12.25	10.5	8.5	7.0	5.75	5.0	4.1
4	11.25	11.25	10.0	8.0	6.5	5.5	4.75	4.0
5	10.5	10.5	9.5	7.5	6.25	5.25	4.5	4.0
6	9.75	9.75	9.0	7.0	6.0	5.0	4.25	3.75
8	9.0	9.0	8.25	6.5	5.5	4.5	3.75	3.25
9	8.5	8.5	8.0	6.25	5.25	4.5	3.75	3.25
10	8.5	8.5	8.0	6.25	5.25	4.5	3.75	3.25
12	8.25	8.25	7.75	6.0	5.0	4.0	3.5	3.0
16	8.0	8.0	7.5	6.0	4.75	4.0	3.5	3.0
20	8.0	8.0	7.25	6.0	4.5	4.0	3.5	2.75

- Voltage rating: J310/J340 series (3.81 mm pitch) 250 V AC, DC
J320/J350 series (5.08 mm pitch) 600 V AC, DC
J330 series (5.4 mm pitch) 600 V AC, DC
- Temperature range: -55°C to +105°C
(including temperature rise in applying electrical current)
- Contact resistance: Initial value/ 5 mΩ max.
After environmental tests/ 10 mΩ max.
- Insulation resistance: 1,000 MΩ min.
- Withstanding voltage:
 - J310/J340 series (3.81 mm pitch) 1,500 VAC/minute
 - J320/J350 series (5.08 mm pitch) 2,200 VAC/minute
 - J330 series (5.4 mm pitch) 2,200 VAC/minute
- Applicable wire: AWG #28 to #14
- Applicable PC board thickness: 1.6 to 2.4 mm
- * Refer to the page of each product for the specifications of the common type (J350D, J360T).
- * Refer to "General Instruction and Notice when using Terminals and Connectors" at the end of this catalog.
- * Contact JST for details.
- * Compliant with RoHS.

Standards

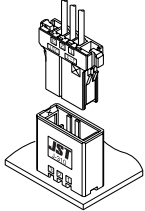
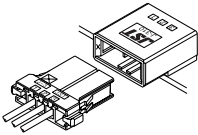
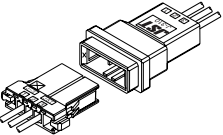
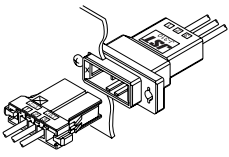

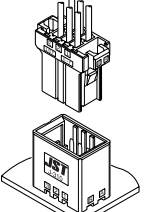
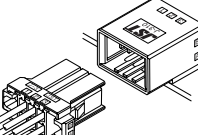
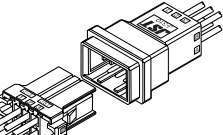
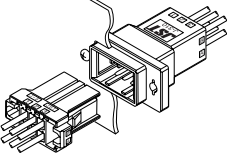
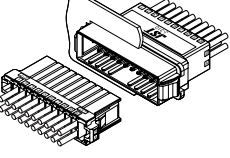
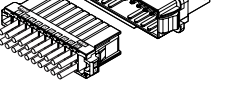
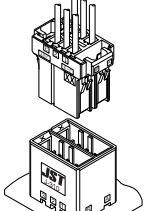
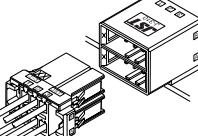
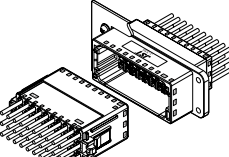
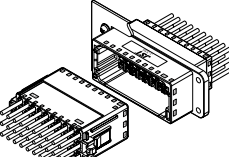
Recognized E60389

Certified LR20812

R50133261

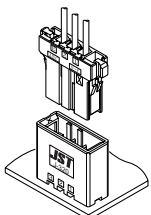
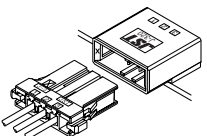
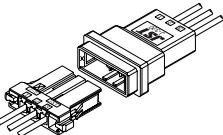
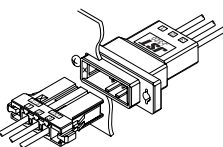
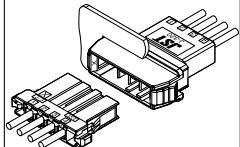
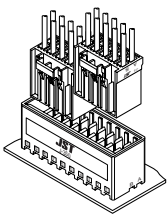
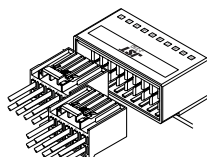
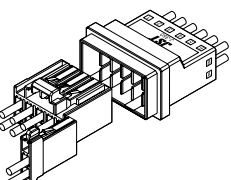
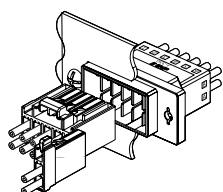
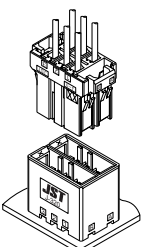
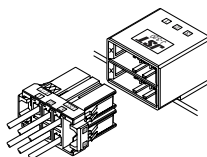
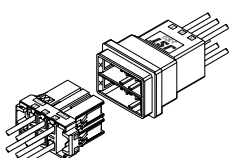
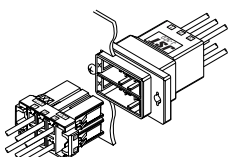
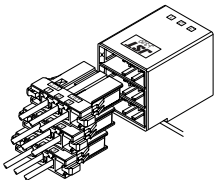
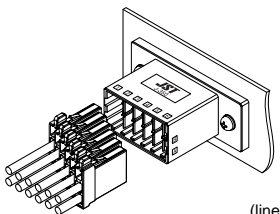
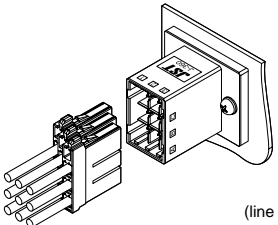
JFA CONNECTOR/J300 SERIES

List of J300 series products

Type	3.81 mm pitch / Voltage rating 250 V AC, DC				
	Wire-to-board		Wire-to-wire		
	Top entry type	Side entry type	Free hanging type	Panel mounting type	
J310S Single-row type				Screw type	Housing lock type
					
Circuits	3, 4, 5, 6, 8, 10	3, 4, 5, 6, 8, 10	3, 4, 5, 8, 10	3, 4, 5, 8, 10	
J310D Double-row type [line pitch 5.08 mm]					
J310M Double-row module type [line pitch 7.62 mm]					
			Circuits	6	6
J340F Four-row type [line pitch 5.08 mm]					
	Circuits			12, 20	
Type	5.4 mm pitch / Voltage rating 600 V AC, DC				
	Wire-to-board		Wire-to-wire		
	Top entry type	Side entry type	Free hanging type	Panel mounting type	
J330 [line pitch 7.7 mm]				Screw type	Housing lock type
					
Circuits				30, 40	

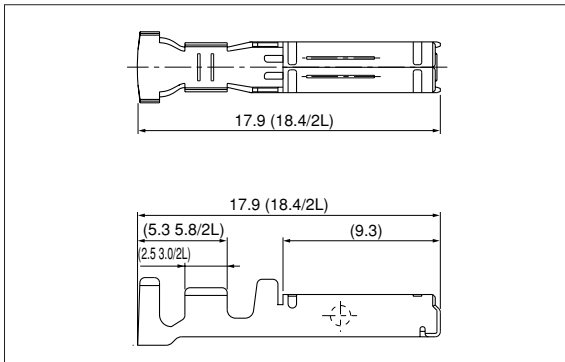
JFA CONNECTOR/J300 SERIES

List of J300 series products

Type	5.08 mm pitch / Voltage rating 600 V AC, DC				
	Wire-to-board		Wire-to-wire		
	Top entry type	Side entry type	Free hanging type	Panel mounting type	
J320S Single-row type				Screw type	Housing lock type
					
Circuits	2, 3, 4, 5, 6	2, 3, 4, 5, 6	1, 2, 3, 4	1, 2, 3, 4	4
J350D Double-row type [line pitch 5.08 mm]					
				Circuits	12, 20
J320M Double-row module type [line pitch 7.62 mm]					
				Circuits	6, 10, 12
J320T Triple-row module type [line pitch 7.62 mm]					
				Circuits	
Common type	Double-row common type (J350D)		Triple-row common type (J360T)		
					
	(line pitch 5.08 mm)		(line pitch 6.5 mm)		
Circuits	12		9, 18, 24		

JFA CONNECTOR/J300 SERIES

Receptacle contact



Model No.		Applicable wire			Insulation O.D. (mm)		Q'ty	
Strip contact	Loose piece	Size	mm ²	AWG#			reel	Box(Loose piece)
SF3F-002 (*) -P2.0	BF3F-002 (*) -P2.0	S	0.08~0.20	28~24	0.8~1.4		3,700	1,000
SF3F-01 (*) -P2.0	BF3F-01 (*) -P2.0	M	0.20~0.50	24~20	1.2~2.6		3,700	1,000
SF3F-41 (*) -P2.0	LF3F-41 (*) -P2.0	L	0.50~1.25	20~16	1.8~2.8		3,200	1,000
SF3F-71 (*) -P2.0	BF3F-71 (*) -P2.0	2L	1.25~2.0	16~14	2.4~3.4		3,200	1,000

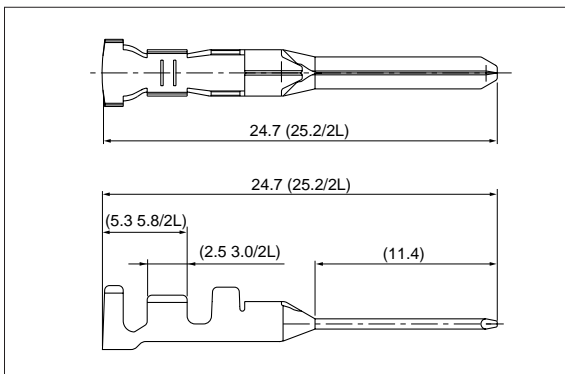
Material and Finish

Copper alloy (superior conductivity), nickel-undercoated, selective gold-plated tin-plated (reflow treatment)

RoHS compliance

Note: 1. Finish (*): GF...Nickel-undercoated, 0.38 μm selective gold-plated
 GI...Nickel-undercoated, 0.76 μm selective gold-plated
 T.....Tin-plated (reflow treatment)

Tab contact



Model No.		Applicable wire			Insulation O.D. (mm)		Q'ty	
Strip contact	Loose piece	Size	mm ²	AWG#			reel	Box(Loose piece)
SF3M-002 (*) -M2.0N	BF3M-002 (*) -M2.0N	S	0.08~0.20	28~24	0.8~1.4		3,500	1,000
SF3M-01 (*) -M2.0N	BF3M-01 (*) -M2.0N	M	0.20~0.50	24~20	1.2~2.6		3,500	1,000
SF3M-41 (*) -M2.0N	LF3M-41 (*) -M2.0N	L	0.50~1.25	20~16	1.8~2.8		3,300	1,000
SF3M-71 (*) -M2.0N	BF3M-71 (*) -M2.0N	2L	1.25~2.0	16~14	2.4~3.4		3,200	1,000

Material and Finish

Copper alloy (superior conductivity), nickel-undercoated, selective gold-plated tin-plated (reflow treatment)

RoHS compliance

Note: 1. Finish (*): GF...Nickel-undercoated, 0.38 μm selective gold-plated
 GI...Nickel-undercoated, 0.76 μm selective gold-plated
 T.....Tin-plated (reflow treatment)

Crimping machine, Applicator

Strip contact Model No.	Crimping machine	Applicator			Hand tools	
		Crimp applicator	Dies	Crimp applicator with dies		
SF3F-002 (*) -P2.0	AP-K2N	MKS-L	MK/SF3F/M-002-20	APLMK SF3F/M002-20	YRK-8821	
SF3M-002 (*) -M2.0N			MK/SF3F/M-01-20	APLMK SF3F/M01-20	YRK-8811	
SF3F-01 (*) -P2.0			MK/SF3F/M-41-20	APLMK SF3F/M41-20	YRK-8801	
SF3M-01 (*) -M2.0N			MK/SF3F/M-71-20	APLMK SF3F/M71-20	YRK-1071	
SF3F-41 (*) -P2.0						
SF3M-41 (*) -M2.0N						
SF3F-71 (*) -P2.0						
SF3M-71 (*) -M2.0N						

Note: Finish (*): GF...Nickel-undercoated, 0.38 μm selective gold-plated
 GI...Nickel-undercoated, 0.76 μm selective gold-plated
 T.....Tin-plated

Loose piece	Hand tools
BF3F-002 (*) -P2.0	YRF-882
BF3M-002 (*) -M2.0N	
BF3F-01 (*) -P2.0	YRF-881
BF3M-01 (*) -M2.0N	
LF3F-41 (*) -P2.0	YRF-880
LF3M-41 (*) -M2.0N	
BF3F-71 (*) -P2.0	YRF-1070
BF3M-71 (*) -M2.0N	YRF-1071

Note: Finish (*): GF...Nickel-undercoated, 0.38 μm selective gold-plated
 GI...Nickel-undercoated, 0.76 μm selective gold-plated
 T.....Tin-plated

- Extraction tool for J300 series: EJ-JFAJ3
- Refer to the page of crimping tools for details of YRK series hand crimping tools that uses a strip contact.

Recognition mark

• Plating of the contact

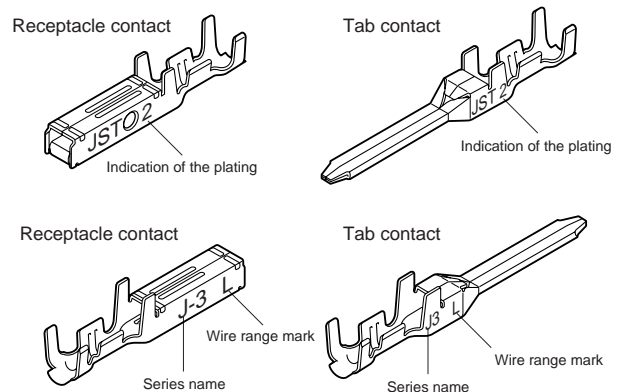
Each contact has a marking on its side so that the type or thickness of the plating is recognized.

- ex. 2 ... gold-plated 0.38 μm thickness
 3 ... gold-plated 0.76 μm thickness
 5 ... tin-plated

• Common marking on the contact and its application tools

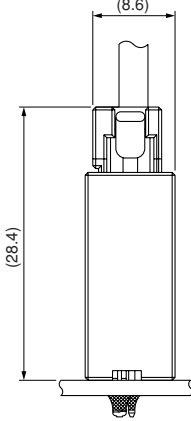
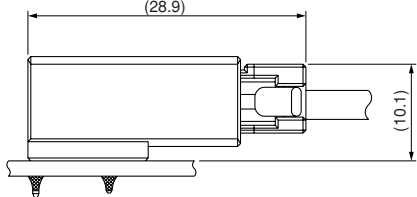
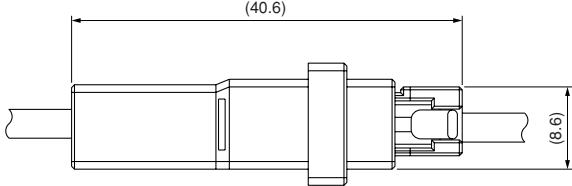
In order to avoid incorrect combination of the hand crimp tools or extraction tools and the contacts, the series name (for example J-3) and wire range mark (S, M, L, 2L) are shown on both the tools and the contacts.

- For example J-3 S..... AWG #28 ~ #24
 M..... AWG #24 ~ #20
 L..... AWG #20 ~ #16
 2L... AWG #16 ~ #14

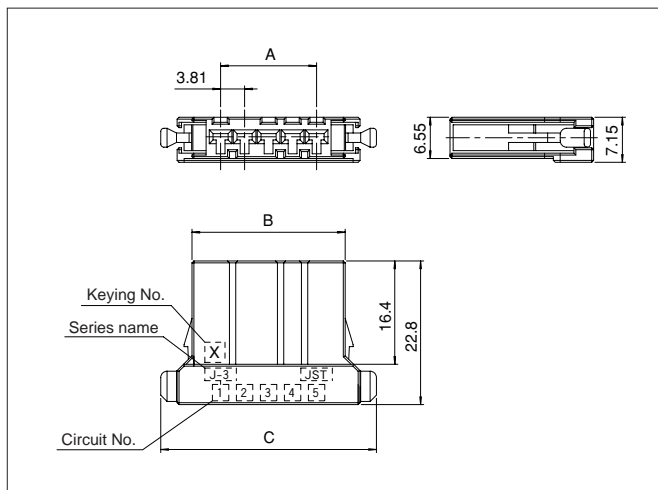


J300 SERIES/J310S

Assembly layout

Wire-to-board	<p><Top entry type></p> 	<p><Side entry type></p> 
Wire-to-wire	<p><Free hanging type / Panel mounting type></p> 	

Receptacle housing



Circuits	Keying	Model No.	Dimensions (mm)			Q'ty /bag
			A	B	C	
3	X	F31FSS-03V-KX	7.62	16.70	26.62	200
	Y	F31FSS-03V-KY	7.62	16.70	26.62	200
4	X	F31FSS-04V-KX	11.43	20.51	30.43	200
	Y	F31FSS-04V-KY	11.43	20.51	30.43	200
5	X	F31FSS-05V-KX	15.24	24.32	34.24	200
	Y	F31FSS-05V-KY	15.24	24.32	34.24	200
6	X	F31FSS-06V-KX	19.05	28.13	38.05	200
	Y	F31FSS-06V-KY	19.05	28.13	38.05	200
8	X	F31FSS-08V-KX	26.67	35.75	45.67	100
	Y	F31FSS-08V-KY	26.67	35.75	45.67	100
10	X	F31FSS-10V-KX	34.29	43.37	53.29	100
	Y	F31FSS-10V-KY	34.29	43.37	53.29	100

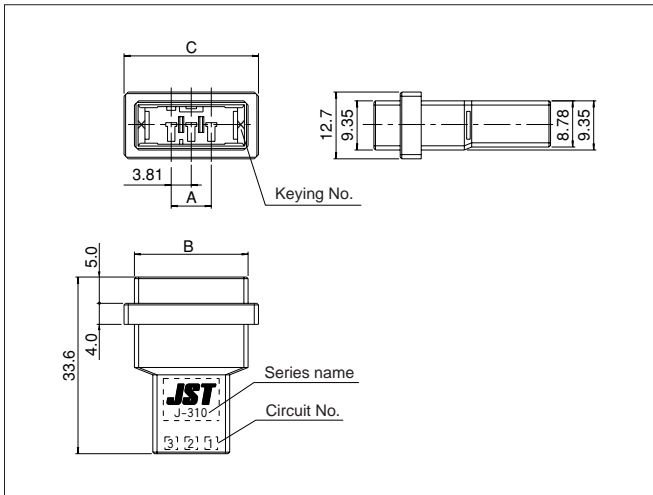
Material

Glass-filled PBT, UL94V-0, black

RoHS compliance

J300 SERIES/J310S

Tab housing (Free hanging type)



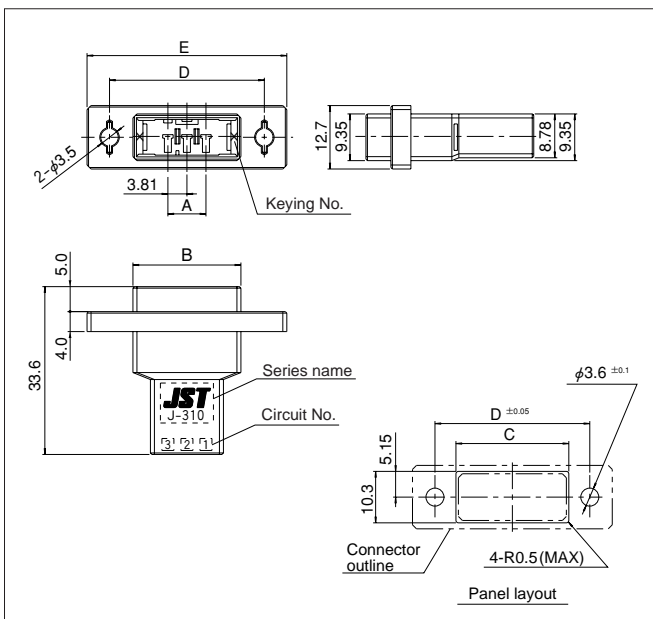
Circuits	Keying	Model No.	Dimensions (mm)			Q'ty /bag
			A	B	C	
3	X	F31MSF-03V-KX	7.62	21.62	25.57	200
	Y	F31MSF-03V-KY	7.62	21.62	25.57	200
4	X	F31MSF-04V-KX	11.43	25.43	29.38	—
	Y	F31MSF-04V-KY	11.43	25.43	29.38	—
5	X	F31MSF-05V-KX	15.24	29.24	33.19	200
	Y	F31MSF-05V-KY	15.24	29.24	33.19	200
8	X	F31MSF-08V-KX	26.67	40.67	44.62	100
	Y	F31MSF-08V-KY	26.67	40.67	44.62	100
10	X	F31MSF-10V-KX	34.29	48.29	52.24	100
	Y	F31MSF-10V-KY	34.29	48.29	52.24	100

Material

Glass-filled PBT, UL94V-0, black

RoHS compliance

Tab housing (Panel mounting type)



Circuits	Keying	Model No.	Dimensions (mm)					Q'ty /bag
			A	B	C	D	E	
3	X	F31MSP-03V-KX	7.62	21.62	22.60	31.00	40.00	200
	Y	F31MSP-03V-KY	7.62	21.62	22.60	31.00	40.00	200
4	X	F31MSP-04V-KX	11.43	25.43	26.40	34.50	43.50	—
	Y	F31MSP-04V-KY	11.43	25.43	26.40	34.50	43.50	—
5	X	F31MSP-05V-KX	15.24	29.24	30.20	38.00	47.00	200
	Y	F31MSP-05V-KY	15.24	29.24	30.20	38.00	47.00	200
8	X	F31MSP-08V-KX	26.67	40.67	41.60	50.00	59.00	100
	Y	F31MSP-08V-KY	26.67	40.67	41.60	50.00	59.00	100
10	X	F31MSP-10V-KX	34.29	48.29	49.20	58.00	67.00	100
	Y	F31MSP-10V-KY	34.29	48.29	49.20	58.00	67.00	100

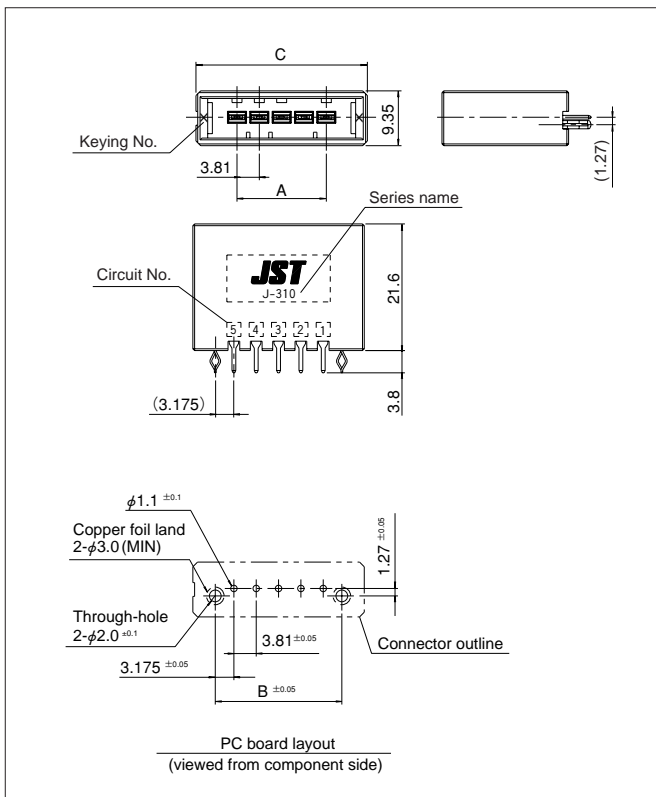
Material

Glass-filled PBT, UL94V-0, black

RoHS compliance

J300 SERIES/J310S

Header (Top entry type)



Circuits	Keying	Model No.	Dimensions (mm)			Q'ty/box
			A	B	C	
3	X	B03B-F31SK-GGXR	7.62	13.97	21.62	220
	Y	B03B-F31SK-GGYR	7.62	13.97	21.62	220
4	X	B04B-F31SK-GGXR	11.43	17.78	25.43	180
	Y	B04B-F31SK-GGYR	11.43	17.78	25.43	180
5	X	B05B-F31SK-GGXR	15.24	21.59	29.24	160
	Y	B05B-F31SK-GGYR	15.24	21.59	29.24	160
6	X	B06B-F31SK-GGXR	19.05	25.40	33.05	140
	Y	B06B-F31SK-GGYR	19.05	25.40	33.05	140
8	X	B08B-F31SK-GGXR	26.67	33.02	40.67	120
	Y	B08B-F31SK-GGYR	26.67	33.02	40.67	120
10	X	B10B-F31SK-GGXR	34.29	40.64	48.29	100
	Y	B10B-F31SK-GGYR	34.29	40.64	48.29	100

Material and Finish

Tab contact: Copper alloy, nickel-undercoated, selective gold-plated

Housing: Glass-filled PBT, UL94V-0, black

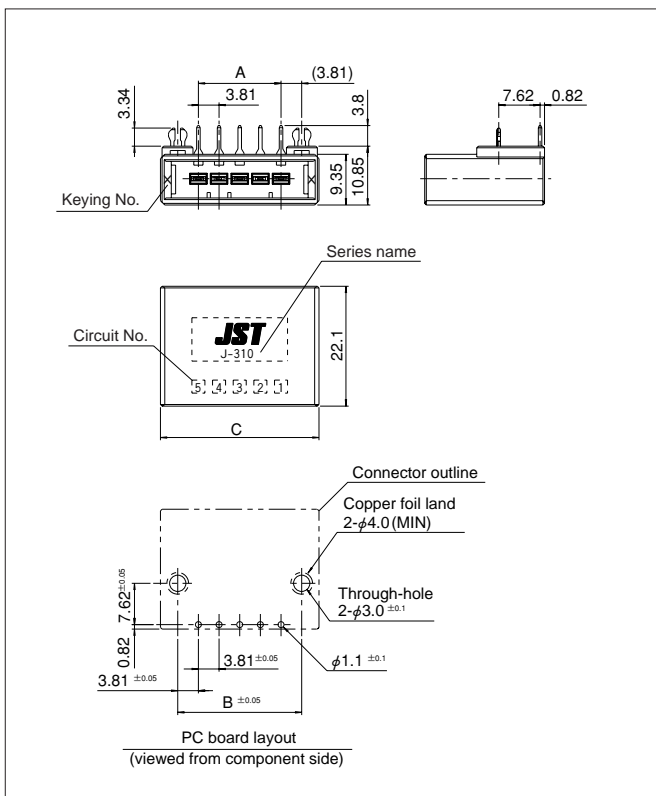
Reinforcing metal fixture: Copper alloy, nickel-undercoated, selective gold-plated

RoHS compliance This product displays (LF)(AU) on a label.

Note: 1. Contact JST about the headers supplied in magazine stick.

2. Contact JST about 0.76 μm gold-plated product and tin-plated product.

Header (Side entry type)



Circuits	Keying	Model No.	Dimensions (mm)			Q'ty/box
			A	B	C	
3	X	S03B-F31SK-GGXR	7.62	15.24	21.62	165
	Y	S03B-F31SK-GGYR	7.62	15.24	21.62	165
4	X	S04B-F31SK-GGXR	11.43	19.05	25.43	135
	Y	S04B-F31SK-GGYR	11.43	19.05	25.43	135
5	X	S05B-F31SK-GGXR	15.24	22.86	29.24	120
	Y	S05B-F31SK-GGYR	15.24	22.86	29.24	120
6	X	S06B-F31SK-GGXR	19.05	26.67	33.05	105
	Y	S06B-F31SK-GGYR	19.05	26.67	33.05	105
8	X	S08B-F31SK-GGXR	26.67	34.29	40.67	90
	Y	S08B-F31SK-GGYR	26.67	34.29	40.67	90
10	X	S10B-F31SK-GGXR	34.29	41.91	48.29	75
	Y	S10B-F31SK-GGYR	34.29	41.91	48.29	75

Material and Finish

Tab contact: Copper alloy, nickel-undercoated, selective gold-plated

Housing: Glass-filled PBT, UL94V-0, black

Reinforcing metal fixture: Copper alloy, nickel-undercoated, selective gold-plated

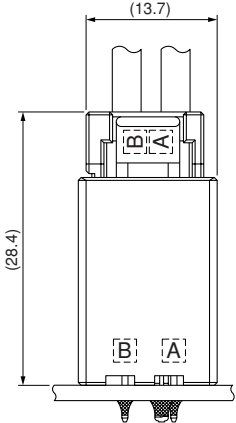
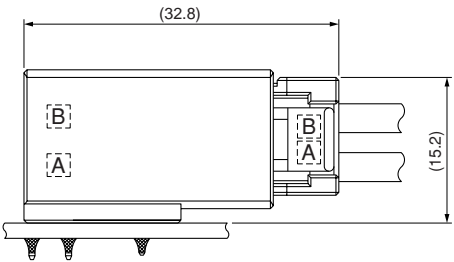
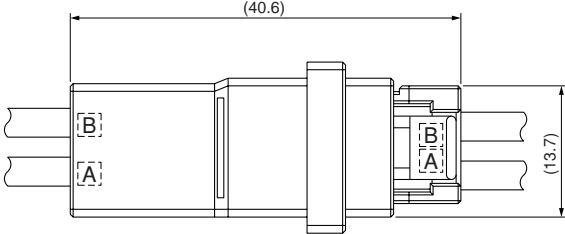
RoHS compliance This product displays (LF)(AU) on a label.

Note: 1. Contact JST about the headers supplied in magazine stick.

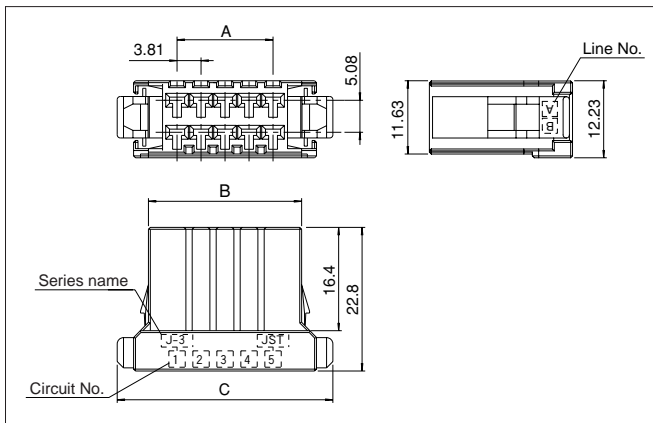
2. Contact JST about 0.76 μm gold-plated product and tin-plated product.

J300 SERIES/J310D

Assembly layout

<p>Wire-to-board</p>	<p><Top entry type></p> 	<p><Side entry type></p> 
<p>Wire-to-wire</p>	<p><Free hanging type / Panel mounting type (Screw type, Housing lock type)></p> 	

Receptacle housing



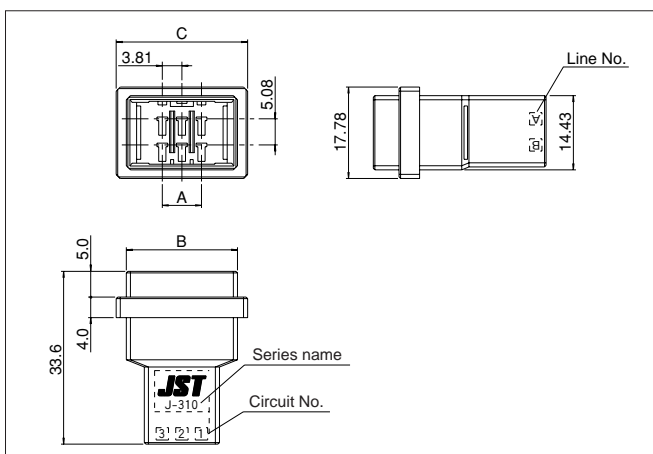
Circuits	Keying	Model No.	Dimensions (mm)			Q'ty/bag
			A	B	C	
6	—	F31FDS-06V-K	7.62	16.70	26.62	200
8	—	F31FDS-08V-K	11.43	20.51	30.43	100
10	—	F31FDS-10V-K	15.24	24.32	34.24	100
12	—	F31FDS-12V-K	19.05	28.13	38.05	100
16	—	F31FDS-16V-K	26.67	35.75	45.67	100
20	—	F31FDS-20V-K	34.29	43.37	53.29	100

Material

Glass-filled PBT, UL94V-0, black

RoHS compliance

Tab housing (Free hanging type)



Circuits	Keying	Model No.	Dimensions (mm)			Q'ty/bag
			A	B	C	
6	—	F31MDF-06V-K	7.62	21.62	25.57	200
8	—	F31MDF-08V-K	11.43	25.43	29.38	100
10	—	F31MDF-10V-K	15.24	29.24	33.19	100
12	—	F31MDF-12V-K	19.05	33.05	37.00	100
16	—	F31MDF-16V-K	26.67	40.67	44.62	100
20	—	F31MDF-20V-K	34.29	48.29	52.24	100

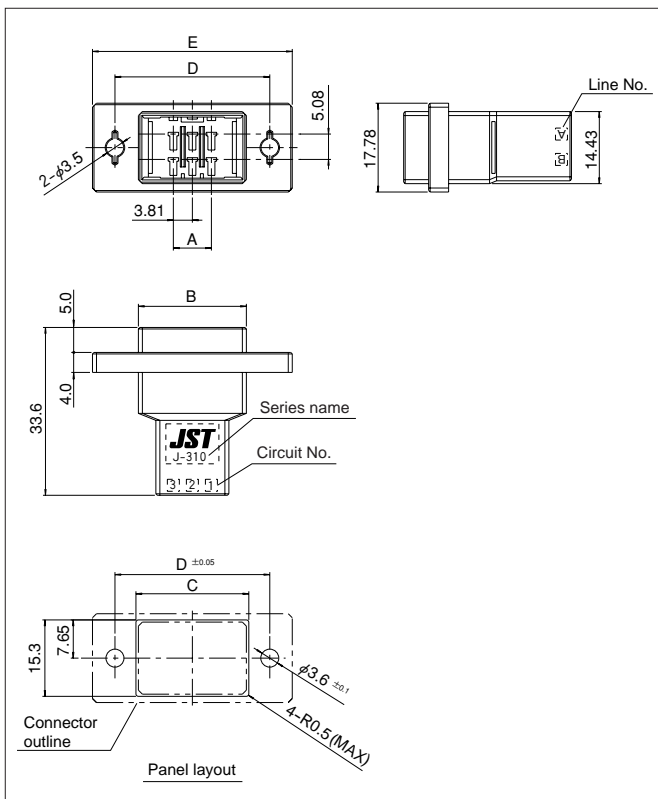
Material

Glass-filled PBT, UL94V-0, black

RoHS compliance

J300 SERIES/J310D

Tab housing (Panel mounting type)



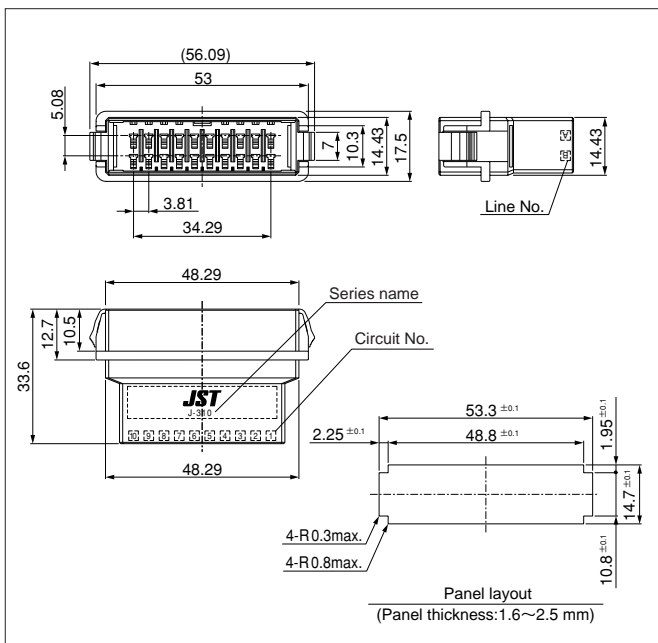
Circuits	Keying	Model No.	Dimensions (mm)					Q'ty /bag
			A	B	C	D	E	
6	—	F31MDP-06V-K	7.62	21.62	22.60	31.00	40.00	200
8	—	F31MDP-08V-K	11.43	25.43	26.40	34.50	43.50	100
10	—	F31MDP-10V-K	15.24	29.24	30.20	38.00	47.00	100
12	—	F31MDP-12V-K	19.05	33.05	34.00	42.00	51.00	100
16	—	F31MDP-16V-K	26.67	40.67	41.60	50.00	59.00	100
20	—	F31MDP-20V-K	34.29	48.29	49.20	58.00	67.00	100

Material

Glass-filled PBT, UL94V-0, black

RoHS compliance

Tab housing (Panel mounting Housing lock type)



Circuits	Keying	Model No.	Q'ty/bag
20	—	F31MDPL-20V-K	80

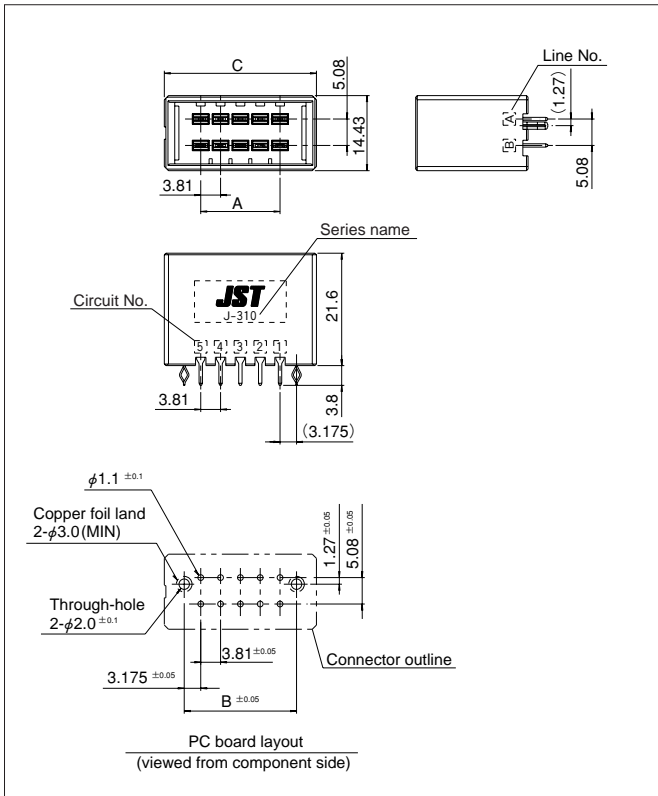
Material

Glass-filled PBT, UL94V-0, black

RoHS compliance

Note: Not CSA/UL/TÜV approved.

Header (Top entry type)



Circuits	Keying	Model No.	Dimensions (mm)			Q'ty/box
			A	B	C	
6	—	B06B-F31DK-GGR	7.62	13.97	21.62	132
8	—	B08B-F31DK-GGR	11.43	17.78	25.43	108
10	—	B10B-F31DK-GGR	15.24	21.59	29.24	96
12	—	B12B-F31DK-GGR	19.05	25.40	33.05	84
16	—	B16B-F31DK-GGR	26.67	33.02	40.67	72
20	—	B20B-F31DK-GGR	34.29	40.64	48.29	60

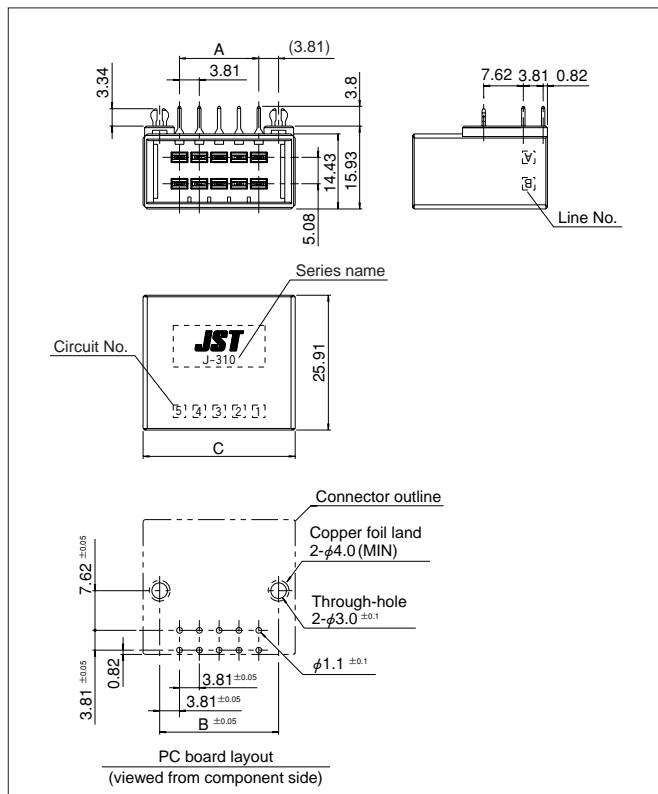
Material and Finish

Tab contact: Copper alloy, nickel-undercoated, selective gold-plated
Housing: Glass-filled PBT, UL94V-0, black
Reinforcing metal fixture: Copper alloy, nickel-undercoated, selective gold-plated

RoHS compliance This product displays (LF)(AU) on a label.

Note: 1. Contact JST about the headers supplied in magazine stick.
2. Contact JST about 0.76 μm gold-plated product and tin-plated product.

Header (Side entry type)



Circuits	Keying	Model No.	Dimensions (mm)			Q'ty/box
			A	B	C	
6	—	S06B-F31DK-GGR	7.62	15.24	21.62	88
8	—	S08B-F31DK-GGR	11.43	19.05	25.43	72
10	—	S10B-F31DK-GGR	15.24	22.86	29.24	64
12	—	S12B-F31DK-GGR	19.05	26.67	33.05	56
16	—	S16B-F31DK-GGR	26.67	34.29	40.67	48
20	—	S20B-F31DK-GGR	34.29	41.91	48.29	40

Material and Finish

Tab contact: Copper alloy, nickel-undercoated, selective gold-plated
Housing: Glass-filled PBT, UL94V-0, black
Reinforcing metal fixture: Copper alloy, nickel-undercoated, selective gold-plated

RoHS compliance This product displays (LF)(AU) on a label.

Note: 1. Contact JST about the headers supplied in magazine stick.
2. Contact JST about 0.76 μm gold-plated product and tin-plated product.

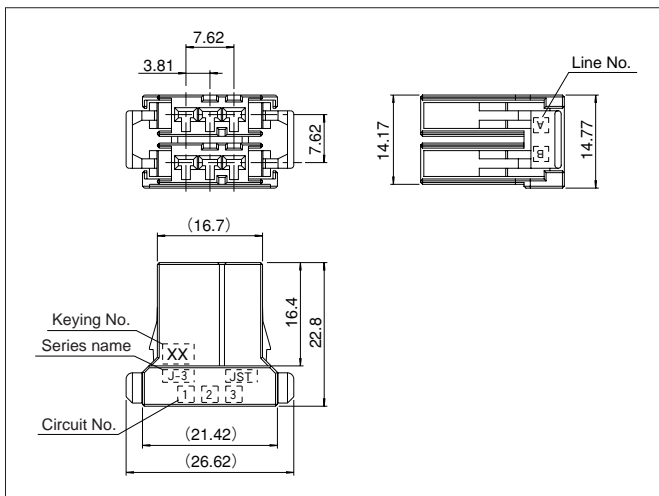
J300 SERIES/J310M

Assembly layout

		When mating with J310M receptacle	When mating with J310S receptacle modular
Wire-to-board	Top entry type	<p>Diagram showing the top entry type assembly with J310M receptacle. The width is 16.2 and the height is 28.4. Labels A and B are present.</p>	<p>Diagram showing the top entry type assembly with J310S receptacle modular. The width is 16.2 and the height is 28.4. Labels A and B are present.</p>
	Side entry type	<p>Diagram showing the side entry type assembly with J310M receptacle. The length is 32.8 and the height is 17.7. Labels A and B are present.</p>	<p>Diagram showing the side entry type assembly with J310S receptacle modular. The length is 32.8 and the height is 17.7. Labels A and B are present.</p>

J300 SERIES/J310M

Receptacle housing



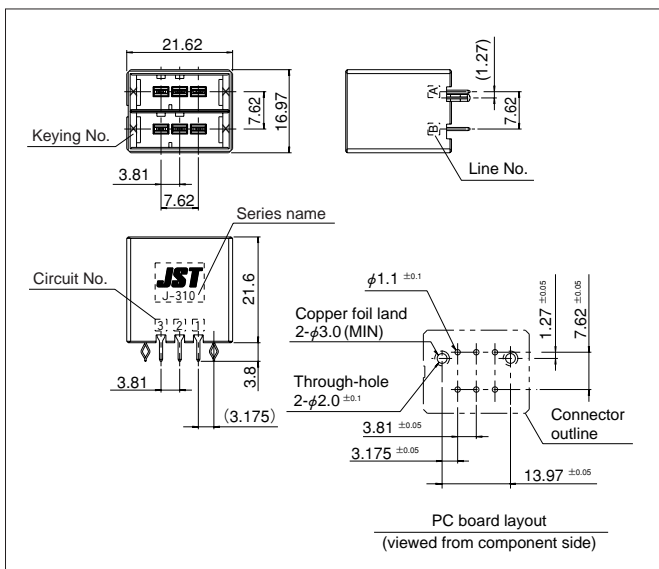
Circuits	Keying	Model No.	Q'ty/bag
6	XX	F31FMS-06V-KXX	100
	YY	F31FMS-06V-KYY	100
	XY	F31FMS-06V-KXY	100

Material

Glass-filled PBT, UL94V-0, black

RoHS compliance

Header (Top entry type)



Circuits	Keying	Model No.	Q'ty/box
6	XX	B06B-F31MK-GGXXR	132
	YY	B06B-F31MK-GGYR	132
	XY	B06B-F31MK-GGXYR	132

Material and Finish

Tab contact: Copper alloy, nickel-undercoated, selective gold-plated

Housing: Glass-filled PBT, UL94V-0, black

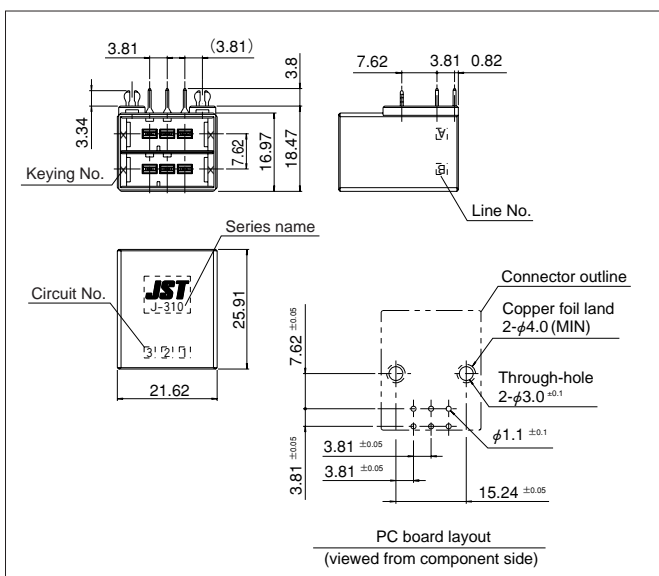
Reinforcing metal fixture: Copper alloy, nickel-undercoated, selective gold-plated

RoHS compliance This product displays (LF)(AU) on a label.

Note: 1. Contact JST about the headers supplied in magazine stick.

2. Contact JST about 0.76 μm gold-plated product and tin-plated product.

Header (Side entry type)



Circuits	Keying	Model No.	Q'ty/box
6	XX	S06B-F31MK-GGXXR	88
	YY	S06B-F31MK-GGYR	88
	XY	S06B-F31MK-GGXYR	88

Material and Finish

Tab contact: Copper alloy, nickel-undercoated, selective gold-plated

Housing: Glass-filled PBT, UL94V-0, black

Reinforcing metal fixture: Copper alloy, nickel-undercoated, selective gold-plated

RoHS compliance This product displays (LF)(AU) on a label.

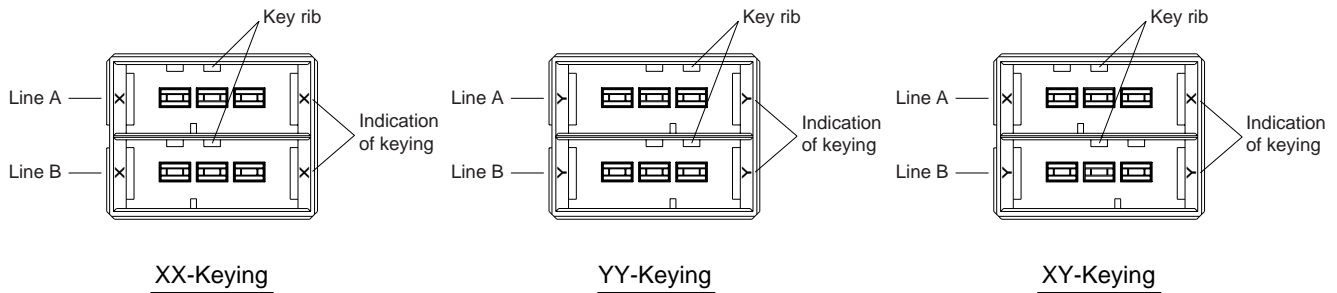
Note: 1. Contact JST about the headers supplied in magazine stick.

2. Contact JST about 0.76 μm gold-plated product and tin-plated product.

J300 SERIES/J310M

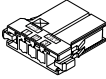
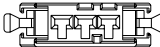
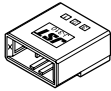
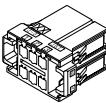
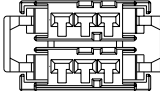
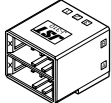
Keying

J310M series have mis-insertion preventive keying.
Available in 3 types – XX-Keying, YY-Keying and XY-Keying.
(Headers viewed from the mating side are shown below.)

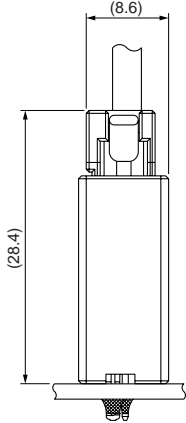
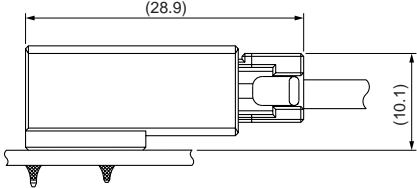
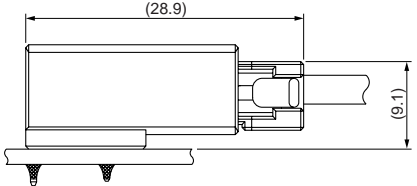
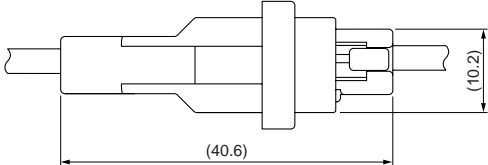
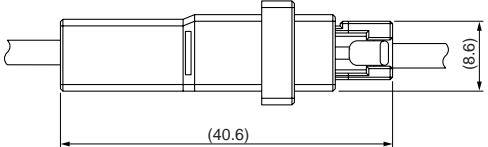


List of combinations

With the combination of the J310M headers and the J310M/J310S (3 circuits) receptacle housings, the following modular combinations are possible.

Receptacle housing		Header			
		Top entry type		Side entry type	
Single-row 3 circuits (J310S) 	<u>X-Keying</u> F31FSS-03V-KX		<u>X-Keying</u> B03B-F31SK-GGX		<u>X-Keying</u> S03B-F31SK-GGX
	<u>Y-Keying</u> F31FSS-03V-KY		<u>Y-Keying</u> B03B-F31SK-GGY		<u>Y-Keying</u> S03B-F31SK-GGY
Double-row 6 circuits (J310M) 	<u>XX-Keying</u> F31FMS-06V-KXX		<u>XX-Keying</u> B06B-F31MK-GGX		<u>XX-Keying</u> S06B-F31MK-GGX
	<u>YY-Keying</u> F31FMS-06V-KYY		<u>YY-Keying</u> B06B-F31MK-GGY		<u>YY-Keying</u> S06B-F31MK-GGY
	<u>XY-Keying</u> F31FMS-06V-KXY		<u>XY-Keying</u> B06B-F31MK-GGY		<u>XY-Keying</u> S06B-F31MK-GGY

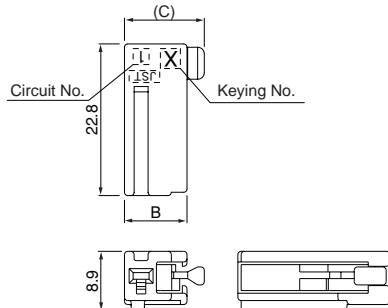
Assembly layout

<p>Wire-to-board</p>	<p><Top entry type></p> 	<p><Side entry type></p> <ul style="list-style-type: none"> • Normal type  <ul style="list-style-type: none"> • Reverse type 
<p>Wire-to-wire</p>	<p><Free hanging type / Panel mounting type (Screw type, Housing lock type)></p> <ul style="list-style-type: none"> • Single circuit 	<ul style="list-style-type: none"> • 2 to 4 circuits 

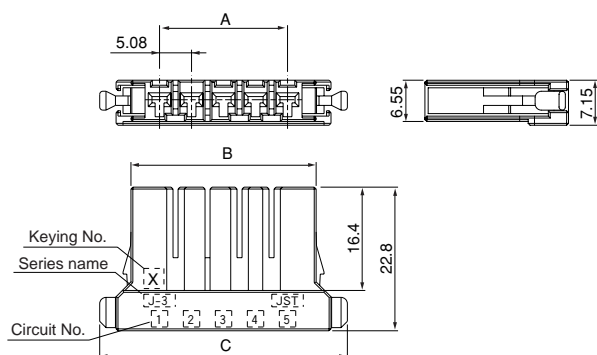
J300 SERIES/J320S

Receptacle housing

• Single circuit



• 2 to 6 circuits



Circuits	Keying	Model No.	Dimensions (mm)			Q'ty/bag
			A	B	C	
1	X	F32FSS-01V-KX	—	9.40	12.00	200
	Y	F32FSS-01V-KY	—	9.40	12.00	200
2	X	F32FSS-02V-KX	5.08	14.16	24.08	200
	Y	F32FSS-02V-KY	5.08	14.16	24.08	200
3	X	F32FSS-03V-KX	10.16	19.24	29.16	200
	Y	F32FSS-03V-KY	10.16	19.24	29.16	200
4	X	F32FSS-04V-KX	15.24	24.32	34.24	200
	Y	F32FSS-04V-KY	15.24	24.32	34.24	200
5	X	F32FSS-05V-KX	20.32	29.40	39.32	200
	Y	F32FSS-05V-KY	20.32	29.40	39.32	200
6	X	F32FSS-06V-KX	25.40	34.48	44.40	100
	Y	F32FSS-06V-KY	25.40	34.48	44.40	100

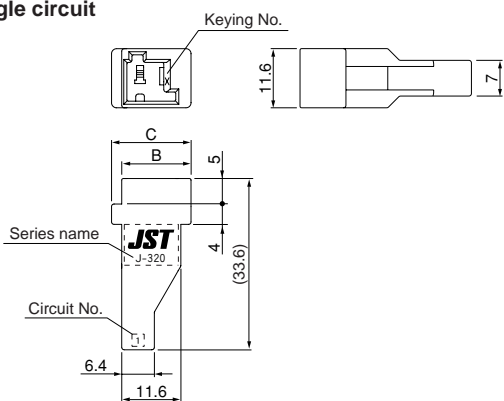
Material

Glass-filled PBT, UL94V-0, black

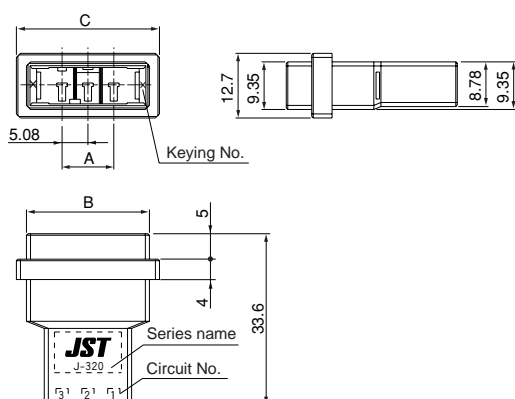
RoHS compliance

Tab housing (Free hanging type)

• Single circuit



• 2 to 4 circuits



Circuits	Keying	Model No.	Dimensions (mm)			Q'ty/bag
			A	B	C	
1	X	F32MSF-01V-KX	—	13.60	15.60	150
	Y	F32MSF-01V-KY	—	13.60	15.60	150
2	X	F32MSF-02V-KX	5.08	19.08	23.03	200
	Y	F32MSF-02V-KY	5.08	19.08	23.03	200
3	X	F32MSF-03V-KX	10.16	24.16	28.11	200
	Y	F32MSF-03V-KY	10.16	24.16	28.11	200
4	X	F32MSF-04V-KX	15.24	29.24	33.19	200
	Y	F32MSF-04V-KY	15.24	29.24	33.19	200

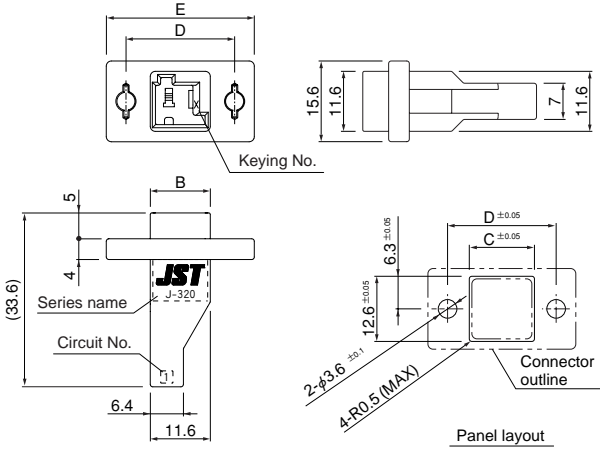
Material

Glass-filled PBT, UL94V-0, black

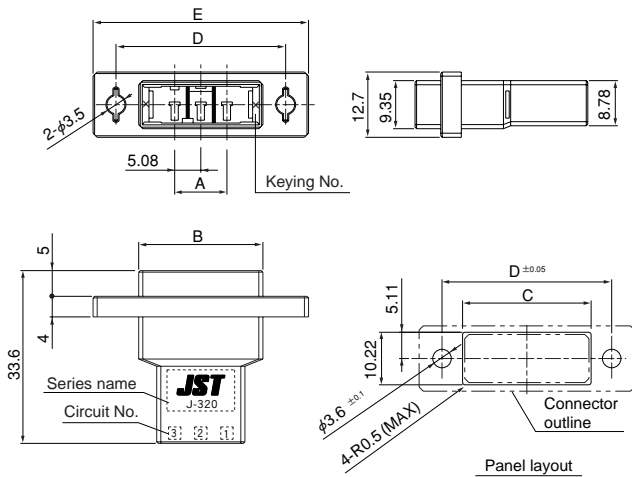
RoHS compliance

Tab housing (Panel mounting type)

• Single circuit



• 2 to 4 circuits



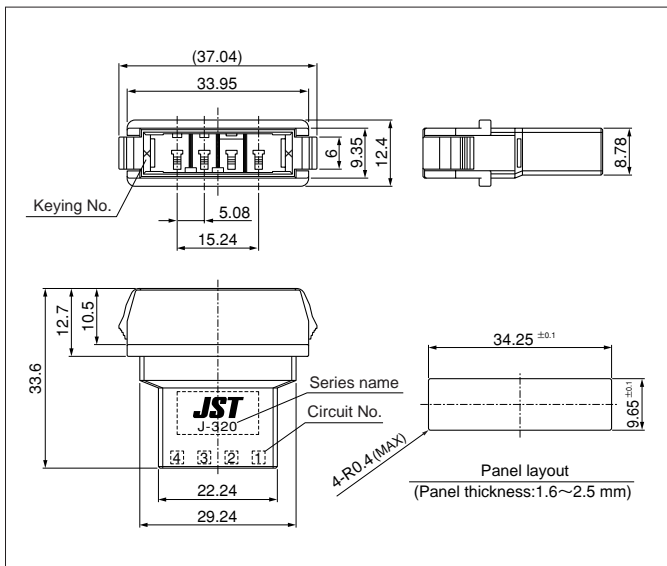
Circuits	Keying	Model No.	Dimensions (mm)					Q'ty /bag
			A	B	C	D	E	
1	X	F32MSP-01V-KX	—	11.60	12.60	21.00	28.60	150
	Y	F32MSP-01V-KY	—	11.60	12.60	21.00	28.60	150
2	X	F32MSP-02V-KX	5.08	19.08	20.00	28.00	36.83	200
	Y	F32MSP-02V-KY	5.08	19.08	20.00	28.00	36.83	200
3	X	F32MSP-03V-KX	10.16	24.16	25.00	33.00	41.91	200
	Y	F32MSP-03V-KY	10.16	24.16	25.00	33.00	41.91	200
4	X	F32MSP-04V-KX	15.24	29.24	30.00	38.00	46.99	200
	Y	F32MSP-04V-KY	15.24	29.24	30.00	38.00	46.99	200

Material

Glass-filled PBT, UL94V-0, black

RoHS compliance

Tab housing (Panel mounting type Housing lock type)



Circuits	Keying	Model No.	Q'ty/bag
4	X	F32MSPL-04V-KX	90

Material

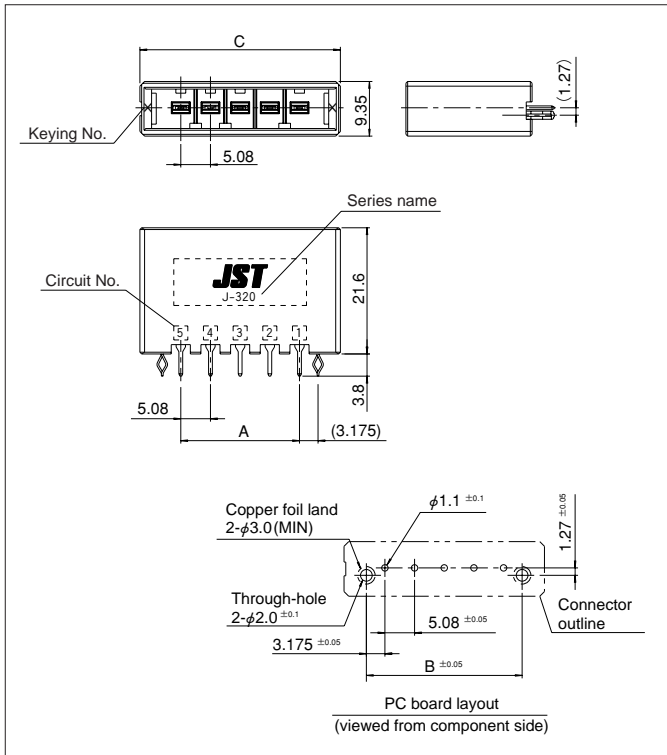
Glass-filled PBT, UL94V-0, black

RoHS compliance

Note: Not CSA/UL/TÜV approved.

J300 SERIES/J320S

Header (Top entry type)



Circuits	Keying	Model No.	Dimensions (mm)			Q'ty/box
			A	B	C	
2	X	B02B-F32SK-GGXR	5.08	11.43	19.08	240
	Y	B02B-F32SK-GGYR	5.08	11.43	19.08	240
3	X	B03B-F32SK-GGXR	10.16	16.51	24.16	200
	Y	B03B-F32SK-GGYR	10.16	16.51	24.16	200
4	X	B04B-F32SK-GGXR	15.24	21.59	29.24	160
	Y	B04B-F32SK-GGYR	15.24	21.59	29.24	160
5	X	B05B-F32SK-GGXR	20.32	26.67	34.32	140
	Y	B05B-F32SK-GGYR	20.32	26.67	34.32	140
6	X	B06B-F32SK-GGXR	25.40	31.75	39.40	120
	Y	B06B-F32SK-GGYR	25.40	31.75	39.40	120

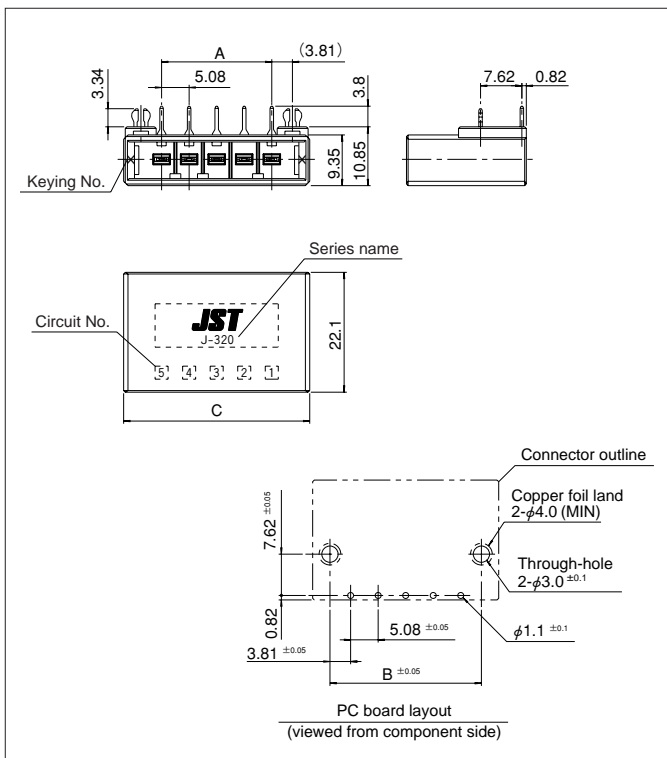
Material and Finish

Tab contact: Copper alloy, nickel-undercoated, selective gold-plated
Housing: Glass-filled PBT, UL94V-0, black
Reinforcing metal fixture: Copper alloy, nickel-undercoated, selective gold-plated

RoHS compliance This product displays (LF)(AU) on a label.

Note: 1. Contact JST about the headers supplied in magazine stick.
2. Contact JST about 0.76 μm gold-plated product and tin-plated product.

Header (Side entry type)



Circuits	Keying	Model No.	Dimensions (mm)			Q'ty/box
			A	B	C	
2	X	S02B-F32SK-GGXR	5.08	12.70	19.08	180
	Y	S02B-F32SK-GGYR	5.08	12.70	19.08	180
3	X	S03B-F32SK-GGXR	10.16	17.78	24.16	150
	Y	S03B-F32SK-GGYR	10.16	17.78	24.16	150
4	X	S04B-F32SK-GGXR	15.24	22.86	29.24	120
	Y	S04B-F32SK-GGYR	15.24	22.86	29.24	120
5	X	S05B-F32SK-GGXR	20.32	27.94	34.32	105
	Y	S05B-F32SK-GGYR	20.32	27.94	34.32	105
6	X	S06B-F32SK-GGXR	25.40	33.02	39.40	90
	Y	S06B-F32SK-GGYR	25.40	33.02	39.40	90

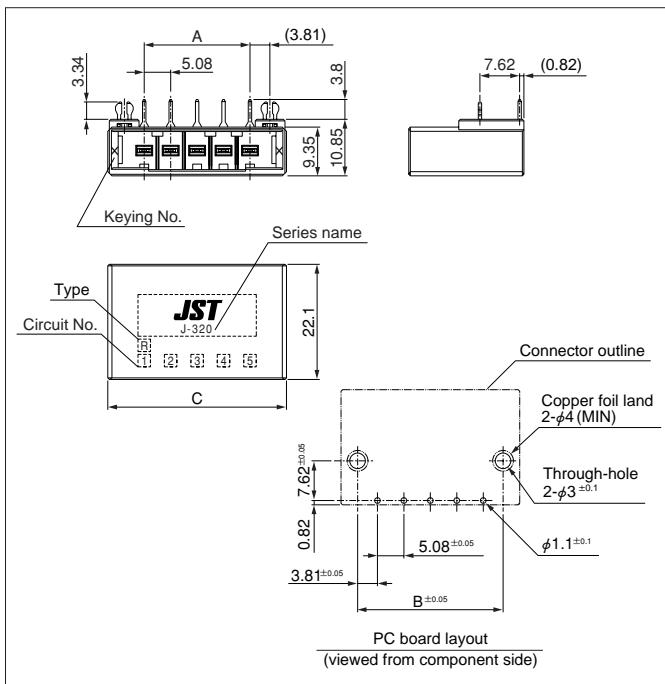
Material and Finish

Tab contact: Copper alloy, nickel-undercoated, selective gold-plated
Housing: Glass-filled PBT, UL94V-0, black
Reinforcing metal fixture: Copper alloy, nickel-undercoated, selective gold-plated

RoHS compliance This product displays (LF)(AU) on a label.

Note: 1. Contact JST about the headers supplied in magazine stick.
2. Contact JST about 0.76 μm gold-plated product and tin-plated product.

Header (Side entry type Reverse type)



Circuits	Keying	Model No.	Dimensions (mm)			Q'ty /box
			A	B	C	
5	X	SR05B-F32SK-GGXR	20.32	27.94	34.32	105
6	X	SR06B-F32SK-GGXR	25.40	33.02	39.40	90

Material and Finish

Tab contact: Copper alloy, nickel-undercoated, selective gold-plated

Housing: Glass-filled PBT, UL94V-0, black

Reinforcing metal fixture: Copper alloy, nickel-undercoated, selective gold-plated

RoHS compliance This product displays (LF)(AU) on a label.

Note: 1. Contact JST about the headers supplied in magazine stick.

2. Contact JST about 0.76 μm gold-plated product and tin-plated product.

3. Not TÜV approved.

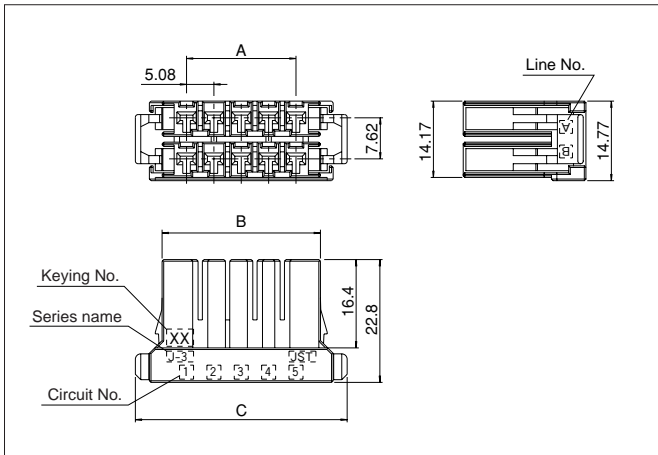
J300 SERIES/J320M

Assembly layout

		When mating with J320M receptacle	When mating with J320S receptacle modular
Wire-to-board	Top entry type		
	Side entry type		
Wire-to-wire	Free hanging type / Panel mounting type		

J300 SERIES/J320M

Receptacle housing



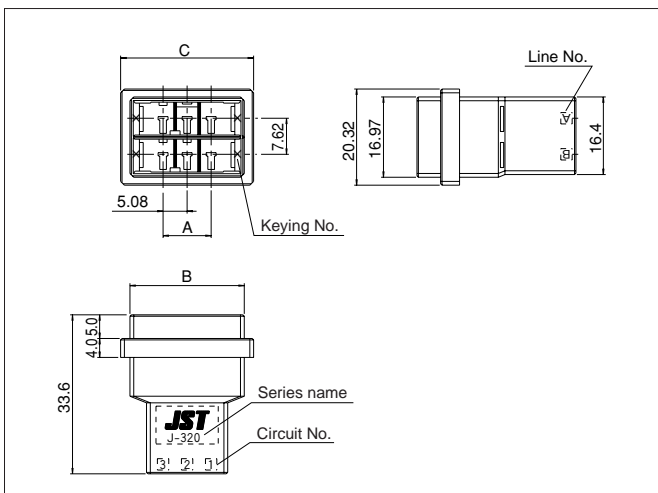
Circuits	Keying	Model No.	Dimensions (mm)			Q'ty /bag
			A	B	C	
6	XX	F32FMS-06V-KXX	10.16	19.24	29.16	100
	YY	F32FMS-06V-KYY	10.16	19.24	29.16	100
	XY	F32FMS-06V-KXY	10.16	19.24	29.16	100
10	XX	F32FMS-10V-KXX	20.32	29.40	39.32	100
	YY	F32FMS-10V-KYY	20.32	29.40	39.32	100
	XY	F32FMS-10V-KXY	20.32	29.40	39.32	100
12	XX	F32FMS-12V-KXX	25.40	34.48	44.40	100
	YY	F32FMS-12V-KYY	25.40	34.48	44.40	100
	XY	F32FMS-12V-KXY	25.40	34.48	44.40	100
20	XX	F32FMS-20V-KXX	45.72	54.80	64.72	84(box)

Material

Glass-filled PBT, UL94V-0, black

RoHS compliance

Tab housing (Free hanging type)



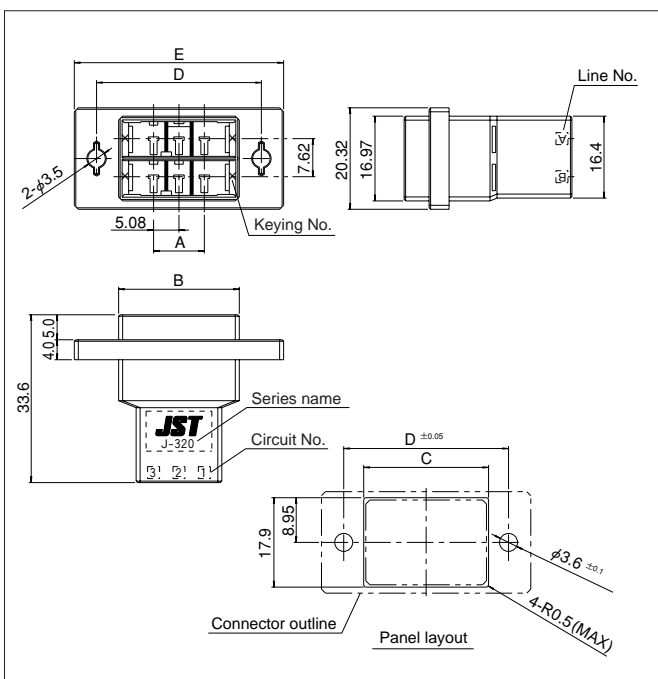
Circuits	Keying	Model No.	Dimensions (mm)			Q'ty /bag
			A	B	C	
6	XX	F32MDF-06V-KXX	10.16	24.16	28.11	100
	YY	F32MDF-06V-KYY	10.16	24.16	28.11	100
	XY	F32MDF-06V-KXY	10.16	24.16	28.11	100
12	XX	F32MDF-12V-KXX	25.40	39.40	43.35	100
	YY	F32MDF-12V-KYY	25.40	39.40	43.35	100
	XY	F32MDF-12V-KXY	25.40	39.40	43.35	100

Material

Glass-filled PBT, UL94V-0, black

RoHS compliance

Tab housing (Panel mounting type)



Circuits	Keying	Model No.	Dimensions (mm)					Q'ty /bag
			A	B	C	D	E	
6	XX	F32MDP-06V-KXX	10.16	24.16	25.00	33.00	41.91	100
	YY	F32MDP-06V-KYY	10.16	24.16	25.00	33.00	41.91	100
	XY	F32MDP-06V-KXY	10.16	24.16	25.00	33.00	41.91	100
12	XX	F32MDP-12V-KXX	25.40	39.40	41.00	49.00	57.91	100
	YY	F32MDP-12V-KYY	25.40	39.40	41.00	49.00	57.91	100
	XY	F32MDP-12V-KXY	25.40	39.40	41.00	49.00	57.91	100
20	XX	F32MDP-20V-KXX	45.72	59.72	61.00	70.00	78.23	42(box)

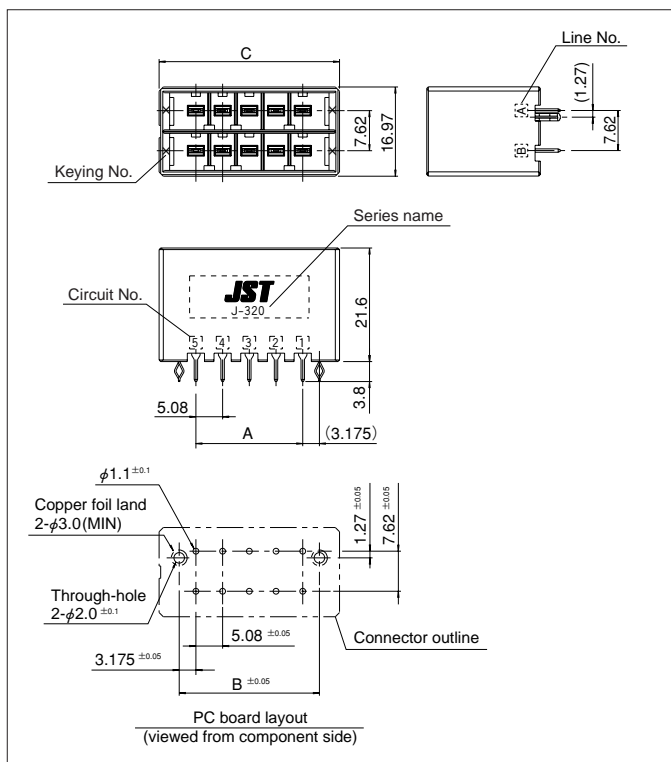
Material

Glass-filled PBT, UL94V-0, black

RoHS compliance

J300 SERIES/J320M

Header (Top entry type)



Circuits	Keying	Model No.	Dimensions (mm)			Q'ty /box
			A	B	C	
6	XX	B06B-F32MK-GGXXR	10.16	16.51	24.16	120
	YY	B06B-F32MK-GGYR	10.16	16.51	24.16	120
	XY	B06B-F32MK-GGXJR	10.16	16.51	24.16	120
10	XX	B10B-F32MK-GGXXR	20.32	26.67	34.32	84
	YY	B10B-F32MK-GGYR	20.32	26.67	34.32	84
	XY	B10B-F32MK-GGXJR	20.32	26.67	34.32	84
12	XX	B12B-F32MK-GGXXR	25.40	31.75	39.40	72
	YY	B12B-F32MK-GGYR	25.40	31.75	39.40	72
	XY	B12B-F32MK-GGXJR	25.40	31.75	39.40	72

Material and Finish

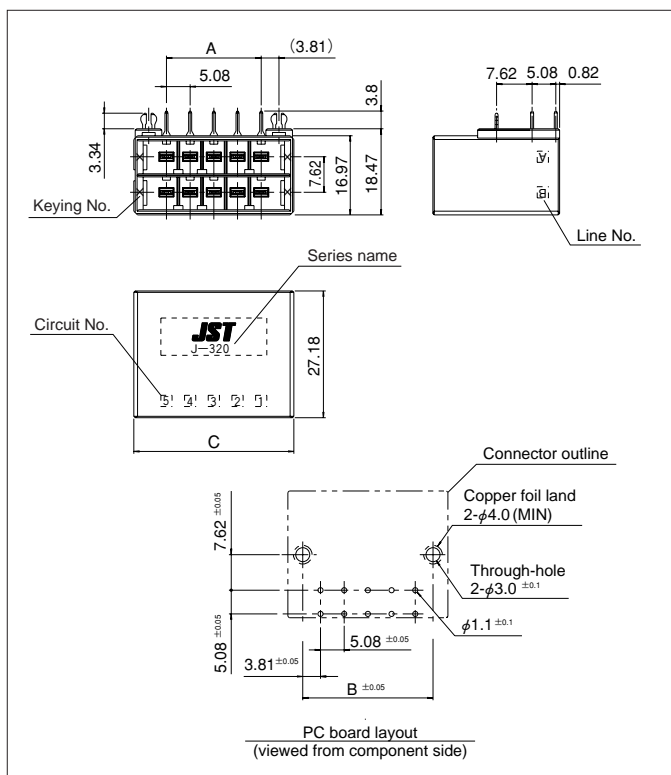
Tab contact: Copper alloy, nickel-undercoated, selective gold-plated
Housing: Glass-filled PBT, UL94V-0, black
Reinforcing metal fixture: Copper alloy, nickel-undercoated, selective gold-plated

RoHS compliance This product displays (LF)(AU) on a label.

Note: 1. Contact JST about the headers supplied in magazine stick.

2. Contact JST about 0.76 μm gold-plated product and tin-plated product.

Header (Side entry type)



Circuits	Keying	Model No.	Dimensions (mm)			Q'ty /box
			A	B	C	
6	XX	S06B-F32MK-GGXXR	10.16	17.78	24.16	80
	YY	S06B-F32MK-GGYR	10.16	17.78	24.16	80
	XY	S06B-F32MK-GGXJR	10.16	17.78	24.16	80
8	XY	S08B-F32MK-GGXJR	15.24	22.86	29.24	64
10	XX	S10B-F32MK-GGXXR	20.32	27.94	34.32	56
	YY	S10B-F32MK-GGYR	20.32	27.94	34.32	56
	XY	S10B-F32MK-GGXJR	20.32	27.94	34.32	56
12	XX	S12B-F32MK-GGXXR	25.40	33.02	39.40	48
	YY	S12B-F32MK-GGYR	25.40	33.02	39.40	48
	XY	S12B-F32MK-GGXJR	25.40	33.02	39.40	48

Material and Finish

Tab contact: Copper alloy, nickel-undercoated, selective gold-plated
Housing: Glass-filled PBT, UL94V-0, black
Reinforcing metal fixture: Copper alloy, nickel-undercoated, selective gold-plated

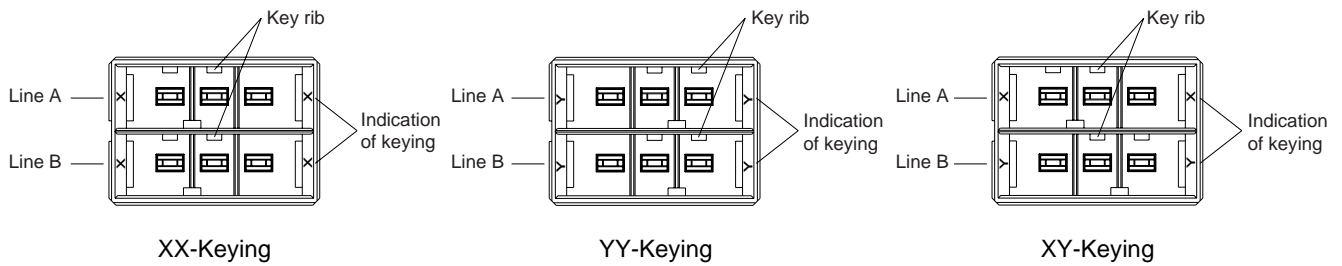
RoHS compliance This product displays (LF)(AU) on a label.

Note: 1. Contact JST about the headers supplied in magazine stick.

2. Contact JST about 0.76 μm gold-plated product and tin-plated product.

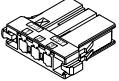
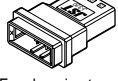




Keying

J320M series have mis-insertion preventive keying.
Available in 3 types – XX-Keying, YY-Keying and XY-Keying.
(Headers viewed from the mating side are shown below.)



List of combinations

With the combination of the J320M headers and the J320M/J320S receptacle housings, the following modular combinations are possible.

Receptacle housing		Tab housing		Header	
Single-row 3, 4, 5, 6 circuits (J320S) 	<u>X-Keying</u> F32FSS-■V-KX	 Free hanging type F32MSF-■V-KX Panel mounting type F32MSP-■V-KX	<u>Y-Keying</u> Free hanging type F32MSF-■V-KY Panel mounting type F32MSP-■V-KY	Single-row 3, 4, 5, 6 circuits (J320S)  Top entry type B■B-F32SK-GGXR Side entry type S■B-F32SK-GGXR	<u>Y-Keying</u> Top entry type B■B-F32SK-GGYR Side entry type S■B-F32SK-GGYR
	<u>Y-Keying</u> F32FSS-■V-KY				
Double-row 6, 10, 12, 20 circuits (J320M) 	<u>XX-Keying</u> F32FMS-■V-KXX	Double-row 6, 12, 20 circuits (J320M)  Free hanging type F32MDF-■V-KYY Panel mounting type F32MDP-■V-KYY	<u>XY-Keying</u> Free hanging type F32MDF-■V-KXY Panel mounting type F32MDP-■V-KXY	Double-row 6, 8, 10, 12 circuits (J320M)  Top entry type B■B-F32MK-GGXXR Side entry type S■B-F32MK-GGXXR	<u>YY-Keying</u> Top entry type B■B-F32MK-GGYR Side entry type S■B-F32MK-GGYR
	<u>YY-Keying</u> F32FMS-■V-KYY				
	<u>XY-Keying</u> F32FMS-■V-KXY				

Note: Number of circuits is indicated in ■■.

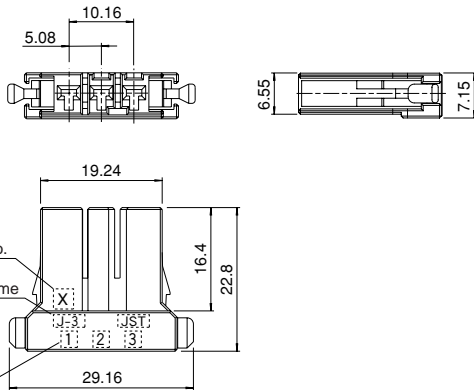
J300 SERIES/J320T

Assembly layout

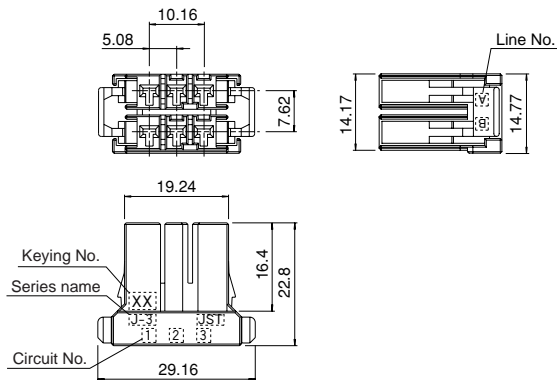
		When mating with J320S receptacle	When mating with J320M receptacle modular
Wire-to-board	Side entry type		

Receptacle housing

Single-row type • 3 circuits



Double-row type • 6 circuits



Circuits	Keying	Model No.	Q'ty/bag
3	X	F32FSS-03V-KXX	200
	Y	F32FSS-03V-KY	200

Material

Glass-filled PBT, UL94V-0, black

RoHS compliance

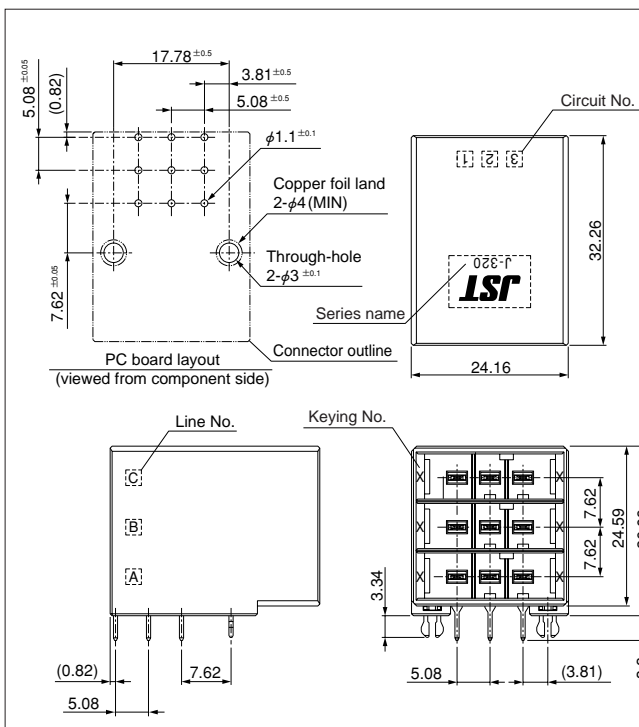
Circuits	Keying	Model No.	Q'ty/bag
6	XX	F32FMS-06V-KXX	100
	YY	F32FMS-06V-KYY	100
	XY	F32FMS-06V-KXY	100

Material

Glass-filled PBT, UL94V-0, black

RoHS compliance

Header (Side entry type)



Circuits	Keying	Model No.	Q'ty/box
9	XXX	S09B-F32TK-GGXAR	42
	XXY	S09B-F32TK-GGXBR	42
	XYX	S09B-F32TK-GGXCR	42
	YYX	S09B-F32TK-GGXDR	42

Material and Finish

Tab contact: Copper alloy, nickel-undercoated, selective gold-plated

Housing: Glass-filled PBT, UL94V-0, black

Reinforcing metal fixture: Copper alloy, nickel-undercoated, selective gold-plated

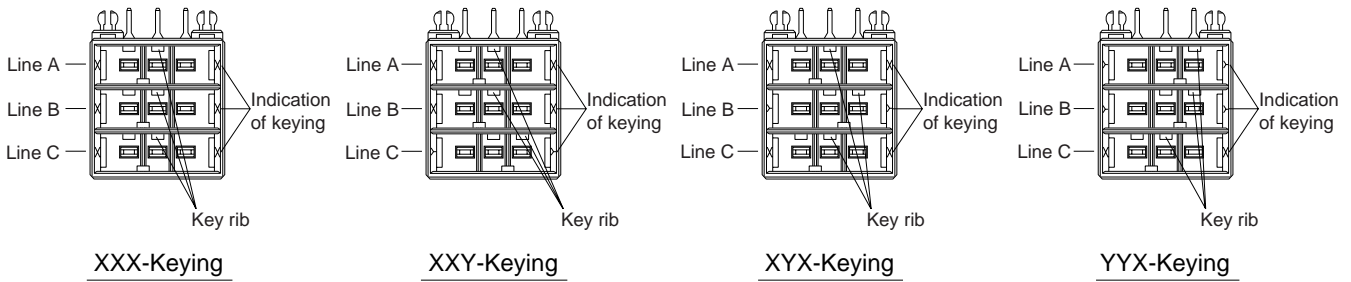
RoHS compliance

This product displays (LF)(AU) on a label.
Note: Contact JST about 0.76 μm gold-plated product and tin-plated product.

J300 SERIES/J320T

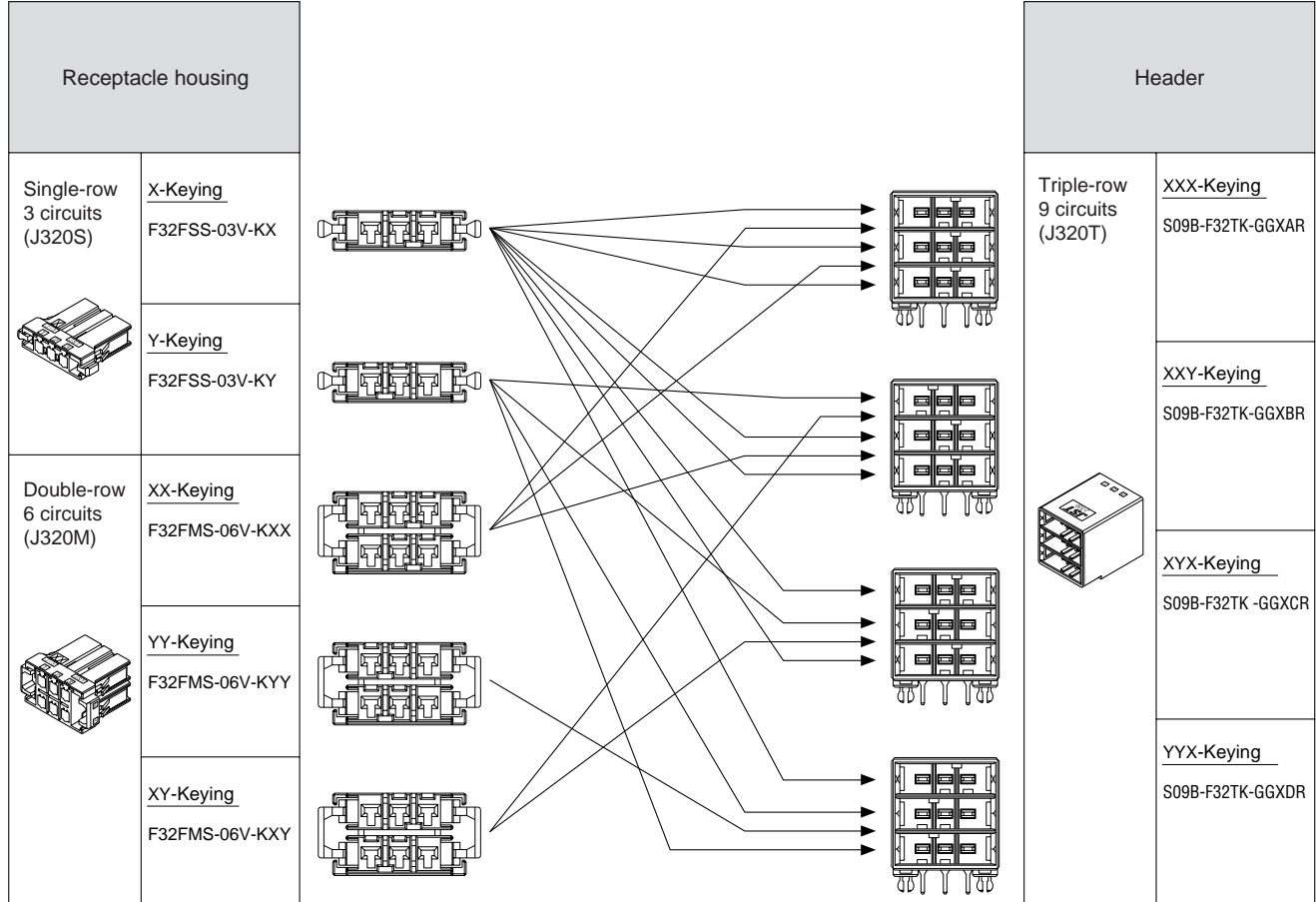
Keying

J320T series have mis-insertion preventive keying.
Available in 4 types – XXX-Keying, XXY-Keying, XYX-Keying and YYX-Keying.
(Headers viewed from the mating side are shown below.)

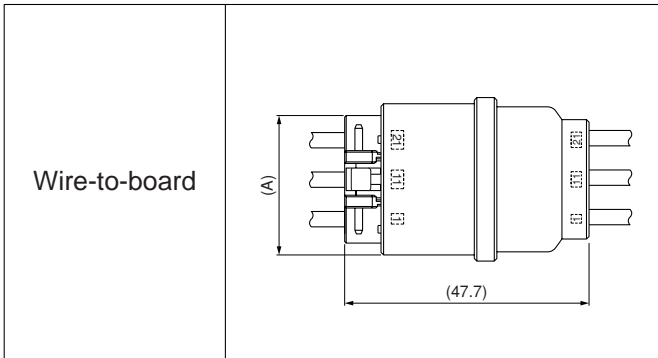


List of combinations

With the combination of the J320T headers and the J320S/J320M receptacle housings, the following modular combinations are possible.



Assembly layout



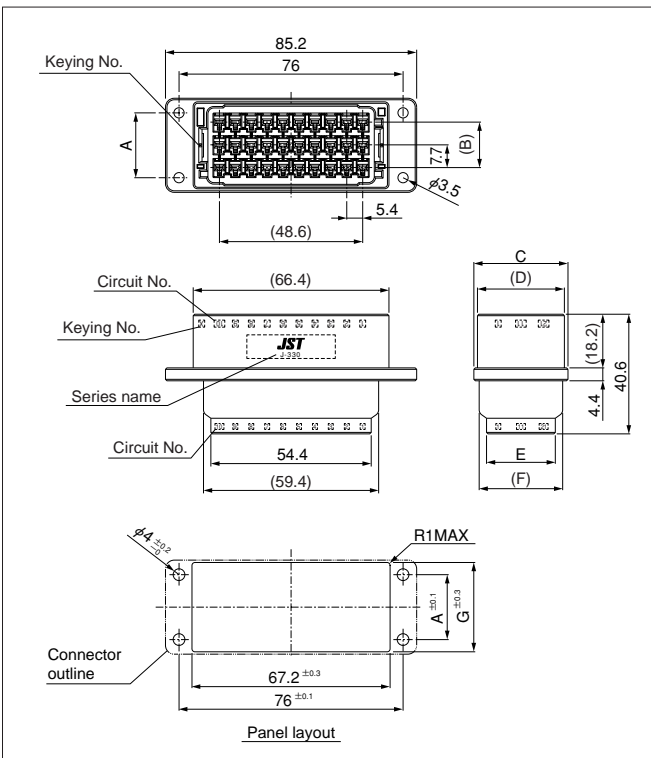
Specifications

• Current rating: (AC, DC)

Unit: A

Circuits	Wire size (AWG)		Dimensions (mm)
	#14	#16	A
30	5.0	5.0	27.2
40	5.0	5.0	34.9

Receptacle housing (Reverse type Panel mounting type)



Circuits	Keying	Model No.	Dimensions (mm)							Q'ty /box
			A	B	C	D	E	F	G	
30	X	F33FRTPA-30V-KX	22.0	15.4	31.9	29.5	23.3	28.3	30.3	56
	Y	F33FRTPA-30V-SY	22.0	15.4	31.9	29.5	23.3	28.3	30.3	56
	Z	F33FRTPA-30V-EZ	22.0	15.4	31.9	29.5	23.3	28.3	30.3	56
40	X	F33FRFPA-40V-KX	29.7	23.1	39.6	37.2	31.0	36.0	38.0	12
	Y	F33FRFPA-40V-SY	29.7	23.1	39.6	37.2	31.0	36.0	38.0	12
	Z	F33FRFPA-40V-EZ	29.7	23.1	39.6	37.2	31.0	36.0	38.0	12
	W	F33FRFPA-40V-MW	29.7	23.1	39.6	37.2	31.0	36.0	38.0	12

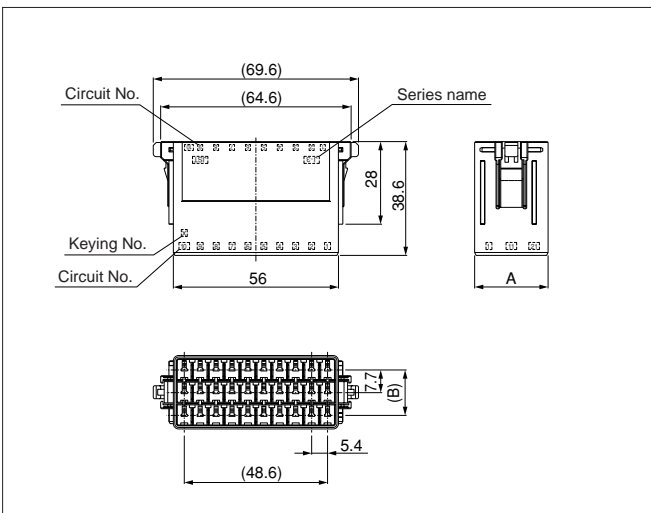
Material

Glass-filled PBT, UL94V-0, X-Keying (black), Y-Keying (white), Z-Keying (blue), W-Keying (green)

RoHS compliance

Note: Not CSA/UL/TÜV approved.

Tab housing (Reverse type)



Circuits	Keying	Model No.	Dimensions (mm)		Q'ty /box
			A	B	
30	X	F33MRTS-30V-KX	24.9	15.4	64
	Y	F33MRTS-30V-SY	24.9	15.4	64
	Z	F33MRTS-30V-EZ	24.9	15.4	64
40	X	F33MRFS-40V-KX	32.6	23.1	64
	Y	F33MRFS-40V-SY	32.6	23.1	64
	Z	F33MRFS-40V-EZ	32.6	23.1	64
	W	F33MRFS-40V-MW	32.6	23.1	64

Material

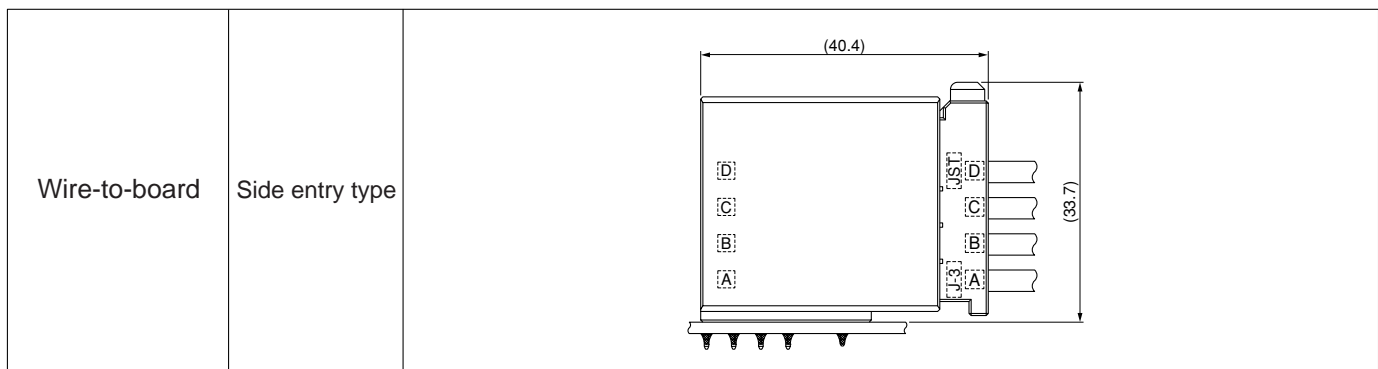
Glass-filled PBT, UL94V-0, X-Keying (black), Y-Keying (white), Z-Keying (blue), W-Keying (green)

RoHS compliance

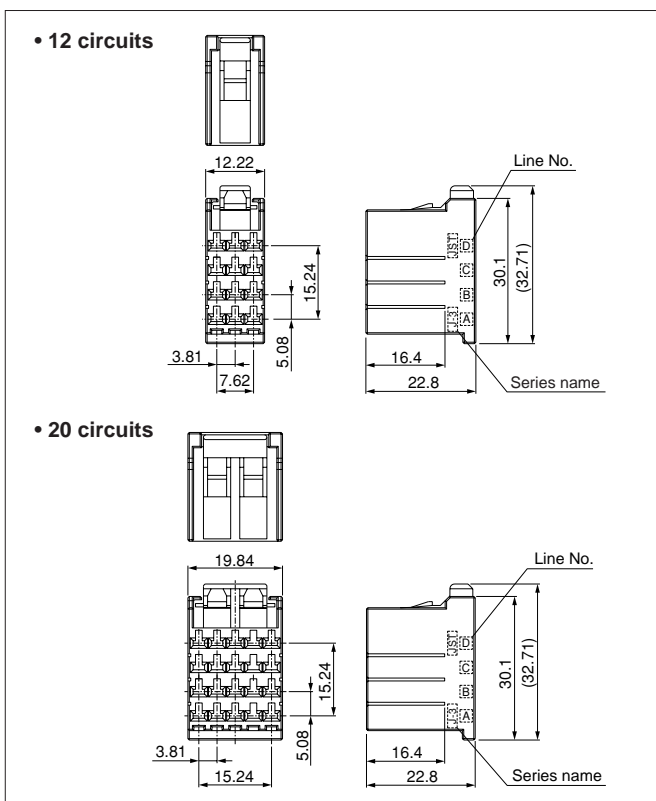
Note: Not CSA/UL/TÜV approved.

J300 SERIES/J340F

Assembly layout



Receptacle housing



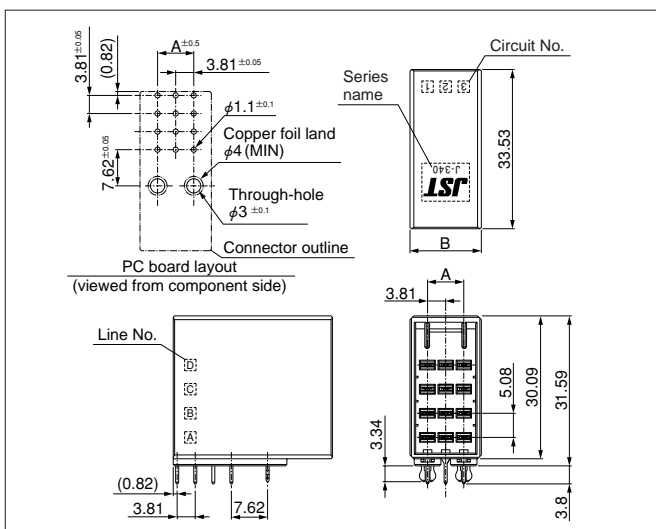
Circuits	Keying	Model No.	Q'ty/bag
12	—	F34FFC-12V-K	100
20	—	F34FFC-20V-K	100

Material

Glass-filled PBT, UL94V-0, black

RoHS compliance

Header (Side entry type)



Circuits	Keying	Model No.	Dimensions (mm)		Q'ty/box
			A	B	
12	—	SC12B-F34FK-GGR	7.62	15.02	63
20	—	SC20B-F34FK-GGR	15.24	22.64	42

Material and Finish

Tab contact: Copper alloy, nickel-undercoated, selective gold-plated

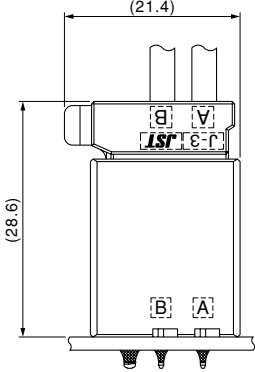
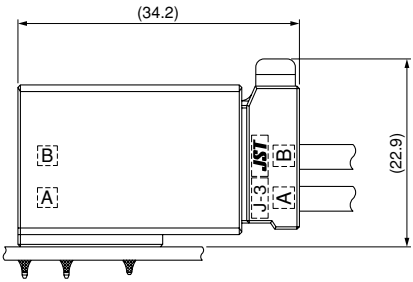
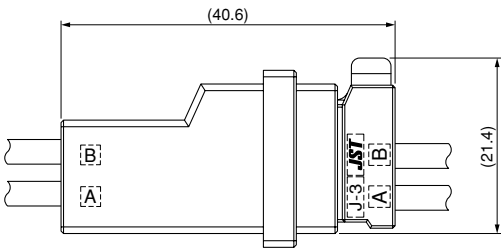
Housing: Glass-filled PBT, UL94V-0, black

Reinforcing metal fixture: Copper alloy, nickel-undercoated, selective gold-plated

RoHS compliance This product displays (LF)(AU) on a label.

Note: Contact JST about 0.76 μm gold-plated product and tin-plated product.

Assembly layout

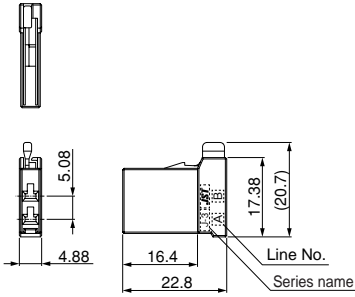
<p>Wire-to-board</p>	<p><Top entry type></p> 	<p><Side entry type></p> 
<p>Wire-to-wire</p>	<p><Free hanging type / Panel mounting type></p> 	

*When mating with receptacle housing (2-circuit)

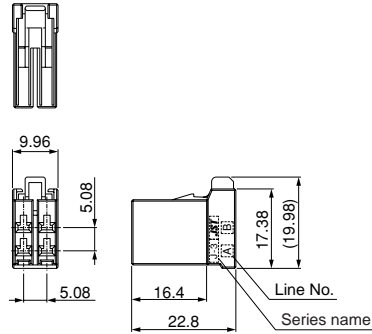
J300 SERIES/J350D

Receptacle housing

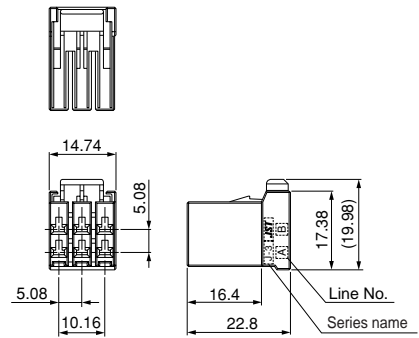
• 2 circuits



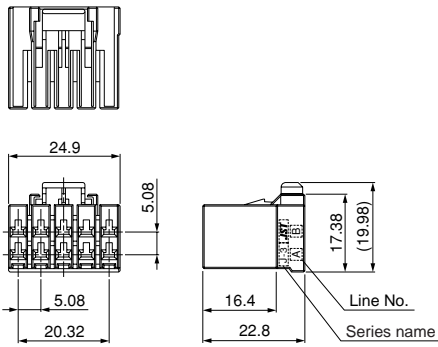
• 4 circuits



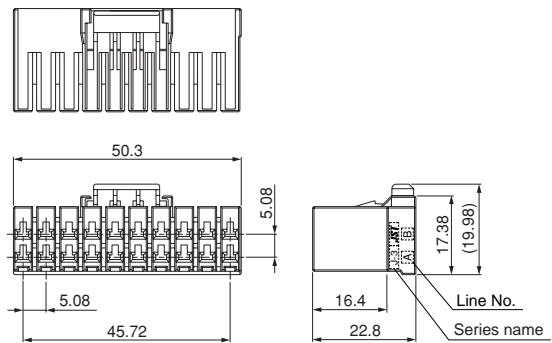
• 6 circuits



• 10 circuits



• 20 circuits



Circuits	Keying	Model No.	Q'ty/bag
2	—	F35FDC-02V-K	200
4	—	F35FDC-04V-K	200
6	—	F35FDC-06V-K	200
10	—	F35FDC-10V-K	100
20	—	F35FDC-20V-K	100

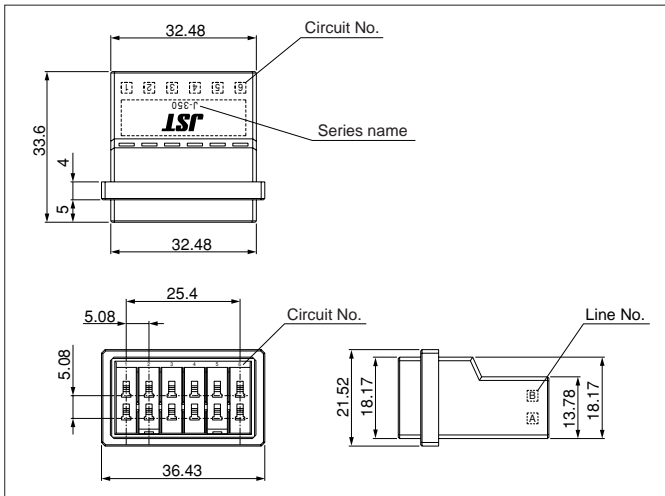
Material

Glass-filled PBT, UL94V-0, black

RoHS compliance

J300 SERIES/J350D

Tab housing (Free hanging type)



Circuits	Keying	Model No.	Q'ty/box
12	—	F35MDF-12V-K	50

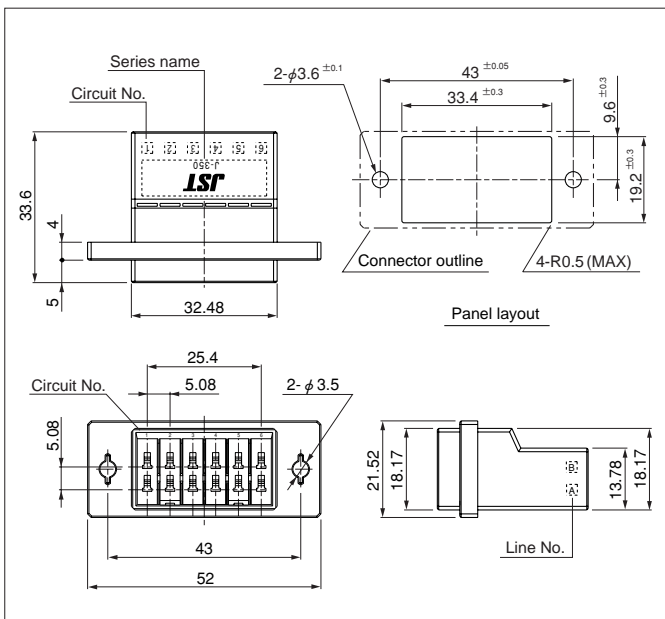
Material

Glass-filled PBT, UL94V-0, black

RoHS compliance

Note: Not TÜV approved.

Tab housing (Panel mounting type)



Circuits	Keying	Model No.	Q'ty/box
12	—	F35MDP-12V-K	41

Material

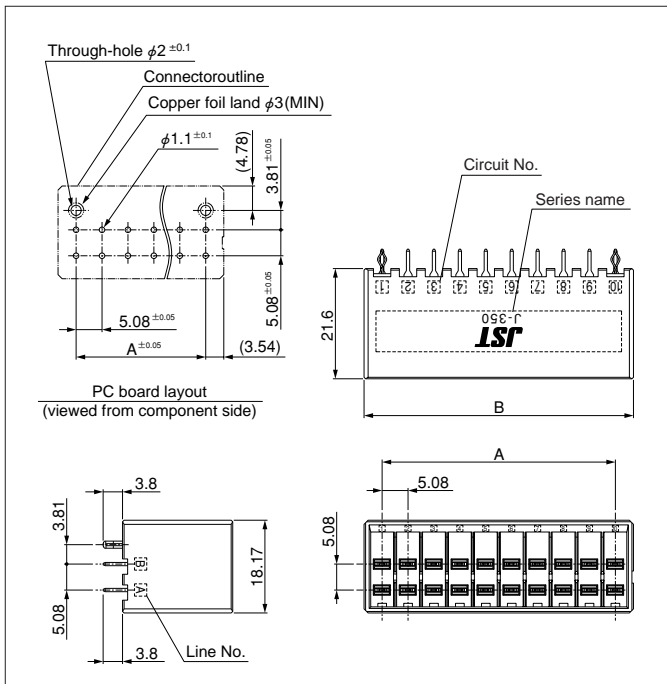
Glass-filled PBT, UL94V-0, black

RoHS compliance

Note: Not TÜV approved.

J300 SERIES/J350D

Header (Top entry type)



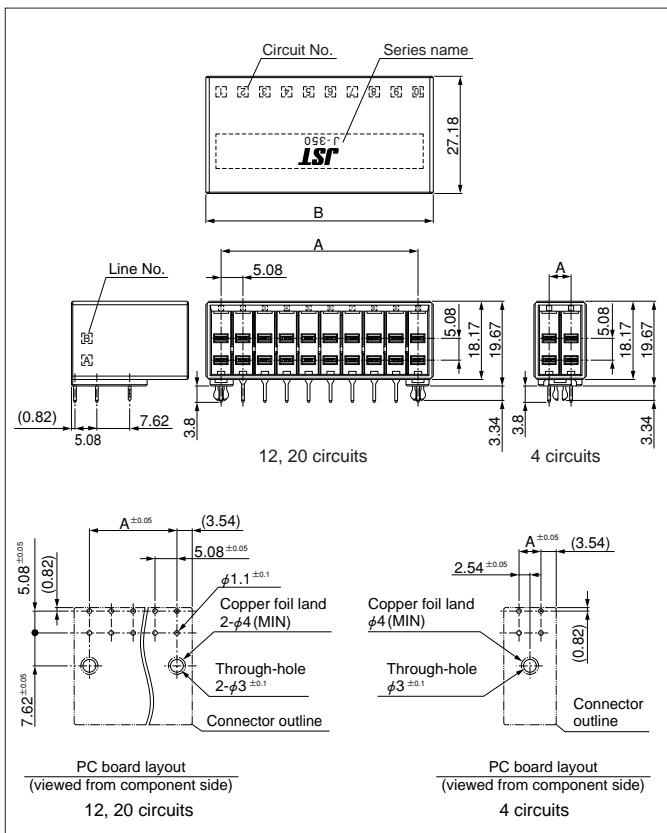
Circuits	Keying	Model No.	Dimensions (mm)		Q'ty/box
			A	B	
12	—	BC12B-F35DK-GGR	25.4	32.48	56
20	—	BC20B-F35DK-GGR	45.72	52.8	32

Material and Finish

Tab contact: Copper alloy, nickel-undercoated, selective gold-plated
Housing: Glass-filled PBT, UL94V-0, black
Reinforcing metal fixture: Copper alloy, nickel-undercoated, selective gold-plated

RoHS compliance This product displays (LF)(AU) on a label.
Note: Contact JST about 0.76 μ m gold-plated product and tin-plated product.

Header (Side entry type)



Circuits	Keying	Model No.	Dimensions (mm)		Q'ty/box
			A	B	
4	—	SC04B-F35DK-GGR	5.08	12.16	152
12	—	SC12B-F35DK-GGR	25.4	32.48	56
20	—	SC20B-F35DK-GGR	45.72	52.8	32

Material and Finish

Tab contact: Copper alloy, nickel-undercoated, selective gold-plated
Housing: Glass-filled PBT, UL94V-0, black
Reinforcing metal fixture: Copper alloy, nickel-undercoated, selective gold-plated

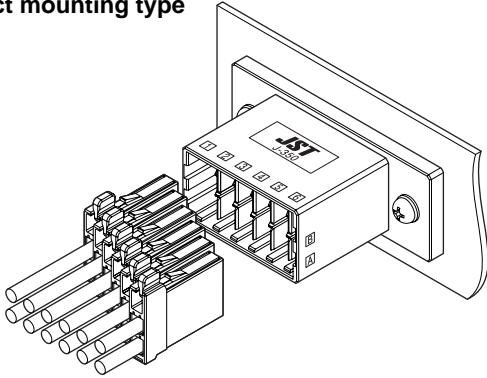
RoHS compliance This product displays (LF)(AU) on a label.
Note: Contact JST about 0.76 μ m gold-plated product and tin-plated product.



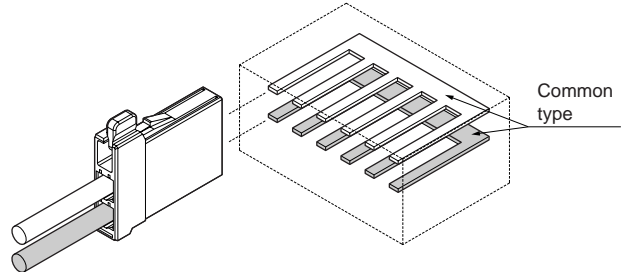
J300 SERIES COMMON TYPE/J350D

Double-row Connector type (J350D)

Direct mounting type



Circuit figure



- Rationalization of wiring is realized by the common connection inside the connector

Specifications

- Current rating: (AC, DC) / (Total input current on single-row)

Unit: A

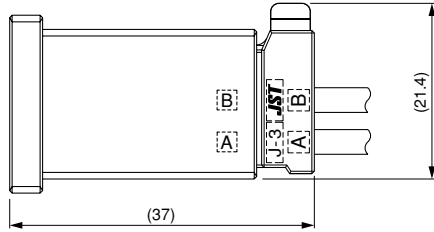
Circuits	Wire size (AWG)			
	#14	#16	#18	#20
12	13.0	11.5	9.5	7.5

- Voltage rating: 600 V AC, DC
- Temperature range: -55°C to +105°C
(including temperature rise in applying electrical current)
- Contact resistance: Initial value/ 10 mΩ max.
After environmental tests/ 20 mΩ max.
- Insulation resistance: 1,000 MΩ min.
- Withstanding voltage: 2,200 VAC/minute
- Applicable wire: AWG #28 to #14
- * Contact JST for details.
- * Compliant with RoHS.
- * Refer to "General Instruction and Notice when using Terminals and Connectors" at the end of this catalog.

J300 SERIES COMMON TYPE/J350D

Assembly layout

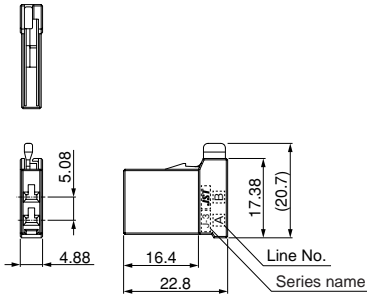
Direct mounting type



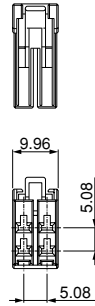
*When mating with receptacle housing (2-circuit)

Receptacle housing

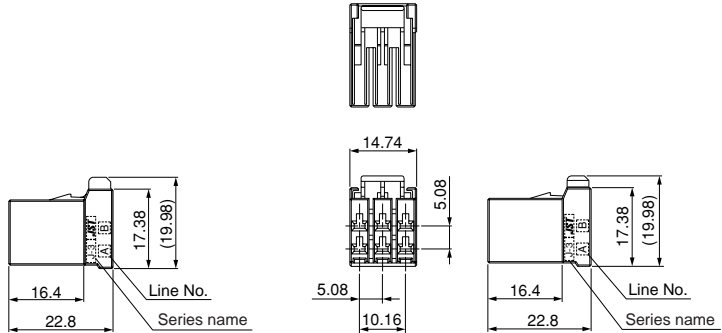
• 2 circuits



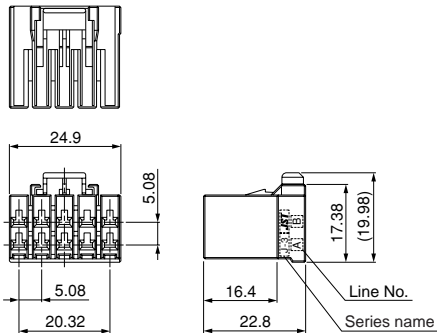
• 4 circuits



• 6 circuits



• 10 circuits



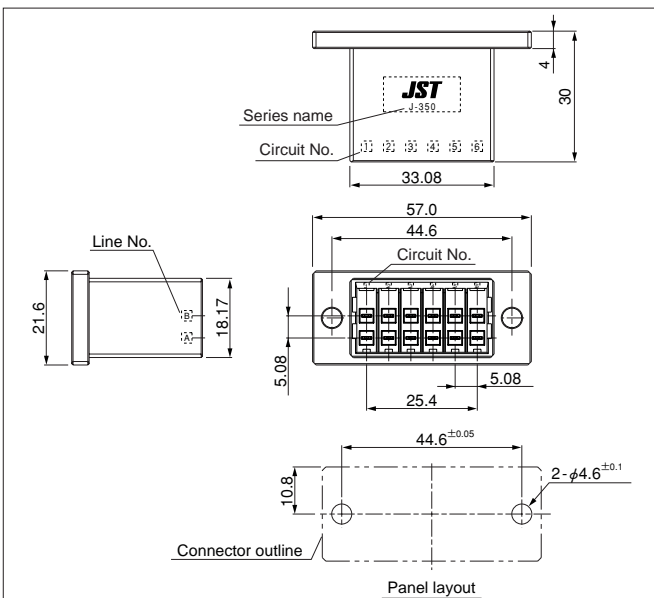
Circuits	Keying	Model No.	Q'ty/bag
2	—	F35FDC-02V-K	200
4	—	F35FDC-04V-K	200
6	—	F35FDC-06V-K	200
10	—	F35FDC-10V-K	100

Material

Glass-filled PBT, UL94V-0, black

RoHS compliance

Tab housing Assembly



Circuits	Keying	Model No.	Q'ty/box
12	—	P12B-F35DK-GFAR	196

Material and Finish

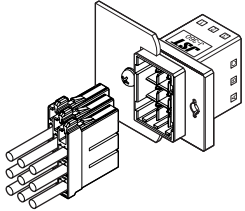
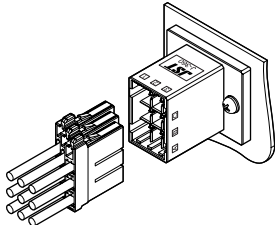
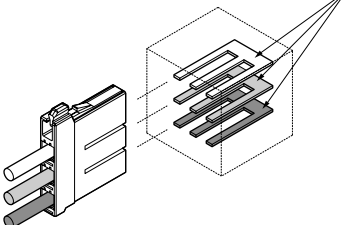
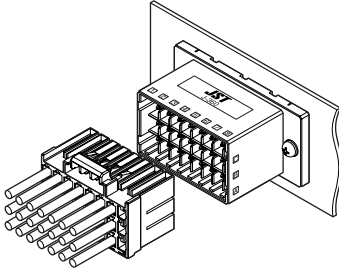
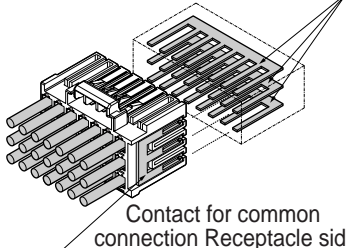
Tab contact: Copper alloy, nickel-undercoated, selective gold-plated
Housing: Glass-filled PBT, UL94V-0, black

RoHS compliance

This product displays (LF)(AU) on a label.
Note: 1. Contact JST about 0.76 μm gold-plated product and tin-plated product.
2. Refer to the top page of 350D (Common) for circuit figure.

J300 SERIES COMMON TYPE/J360T

Triple-row Common type (360T)

	Panel mounting type	Direct mounting type	Circuit figure
When mating with receptacle housing			 Contact for common connection Tab side
When mating with receptacle housing assembly with common connection			 Contact for common connection Tab side Contact for common connection Receptacle side

- Rationalization of wiring is realized by the common connection inside the connector

Specifications

- Current rating: (AC, DC)


Unit: A

	Wire size (AWG)			
	#14	#16	#18	#20
Receptacle housing (Total input current on single-row)	12.0	10.5	8.5	6.5
Receptacle housing assembly with common connection (Total input current on all circuits)	15.0	13.5	11.5	9.5

- Voltage rating: 600 V AC, DC
- Temperature range: -55°C to +105°C
(including temperature rise in applying electrical current)
- Contact resistance: Initial value/ 10 mΩ max.
After environmental tests/ 20 mΩ max.
- Insulation resistance: 1,000 MΩ min.
(When using receptacle housing)
- Withstanding voltage: 2,200 VAC/minute
(When using receptacle housing)
- Applicable wire: AWG #28 to #14
- * Contact JST for details.
- * Compliant with RoHS.
- * Refer to "General Instruction and Notice when using Terminals and Connectors" at the end of this catalog.

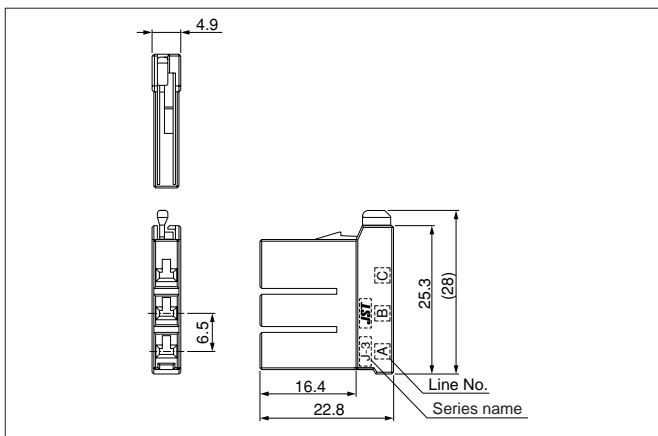
J300 SERIES COMMON TYPE/J360T

Assembly layout



*When mating with receptacle housing (3-circuit)

Receptacle housing



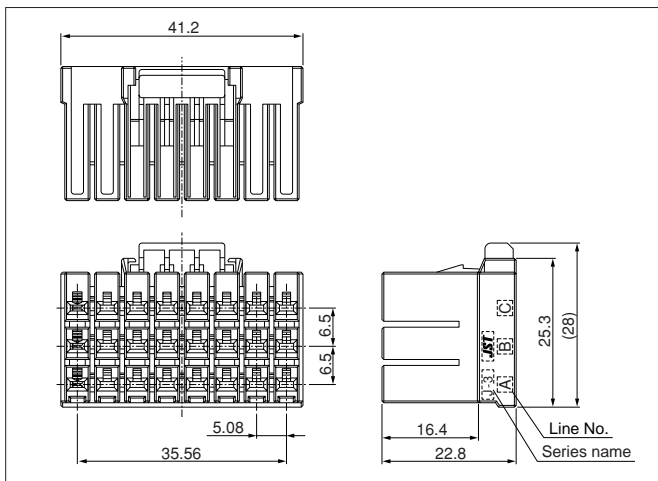
Circuits	Keying	Model No.	Q'ty/bag
3	—	F36FTC-03V-K	200

Material

Glass-filled PBT, UL94V-0, black

RoHS compliance

Receptacle housing assembly with common connection



Circuits	Model No.	Q'ty/bag
21	F36FTC-21(24-C8T)V-KC	60

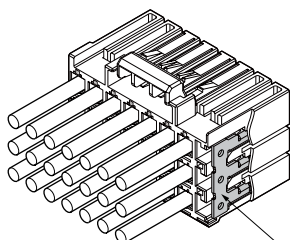
Material

Contact for common connection: Copper alloy, nickel-undercoated, selective gold-plated
Housing: Glass-filled PBT, UL94V-0, black

RoHS compliance

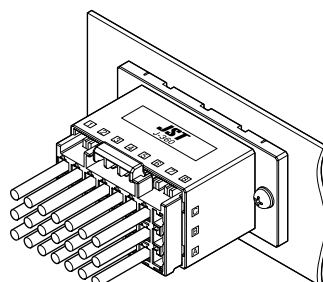
- Note: 1. Contact JST about 0.76 μm gold-plated product.
2. Not CSA/UL/TÜV approved

Cross-section of receptacle housing assembly with common connection



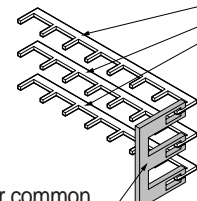
Inserted the contact common to the right side of receptacle housing

Illustration when using



Circuit figure

Contact for common connection Tab side

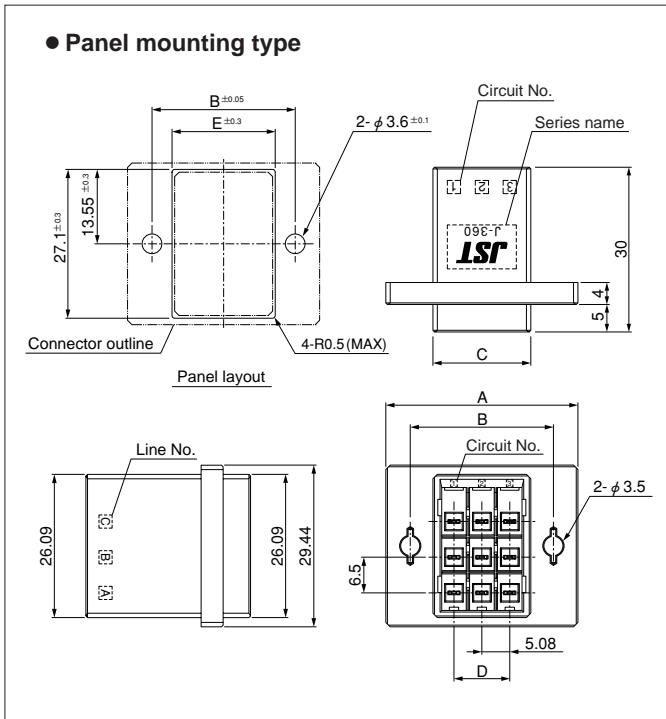


Contact for common connection Receptacle side

J300 SERIES COMMON TYPE/J360T

Tab housing Assembly

● Panel mounting type



Circuits	Keying	Model No.	Dimensions (mm)					Q'ty /box
			A	B	C	D	E	
9	—	P09B-F36TK-GFR	35.0	26.1	17.8	10.16	18.8	364
18	—	P18B-F36TK-GFR	50.2	41.3	33.1	25.40	34.1	224

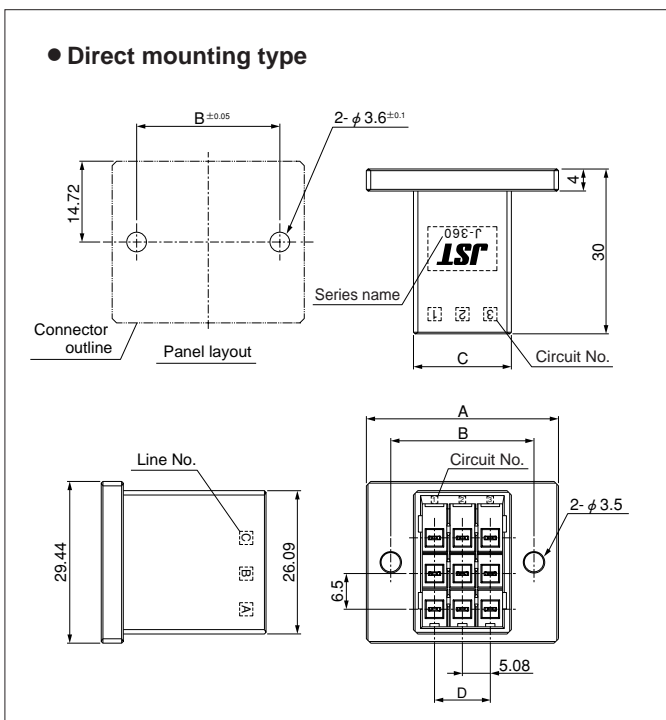
Material and Finish

Tab contact: Copper alloy, nickel-undercoated, selective gold-plated
Housing: Glass-filled PBT, UL94V-0, black

RoHS compliance

Note: 1. Contact JST about 0.76 μ m gold-plated product and tin-plated product.
2. Refer to the top page of 360T (Common type) for circuit figure.

● Direct mounting type



Circuits	Keying	Model No.	Dimensions (mm)				Q'ty /box
			A	B	C	D	
9	—	P09B-F36TK-GFAR	35.0	26.1	17.8	10.16	364
18	—	P18B-F36TK-GFAR	50.2	41.3	33.1	25.40	224
24	—	P24B-F36TK-GFAR	60.4	51.5	43.2	35.56	168

Material and Finish

Tab contact: Copper alloy, nickel-undercoated, selective gold-plated
Housing: Glass-filled PBT, UL94V-0, black

RoHS compliance

Note: 1. Contact JST about 0.76 μ m gold-plated product and tin-plated product.
2. 24-circuit product without housing cover type is also available.
3. The directions such as series names of 24-circuit product are different from 9 and 18-circuit products.
4. 24-circuit product is not approved by UL standard.
5. Refer to the top page of 360T (Common type) for circuit figure.

JFA CONNECTOR/J300 SERIES

Model number identification

Receptacle contact

S F3 F - 41 GF - P 2.0

Form: S...Strip form, B...Loose piece,
L...Loose piece with curled barrels

Series name

Kind of terminal: F...Receptacle contact

Applicable wire: 002...AWG #28 ~ #24, 01...AWG #24 ~ #20,
41...AWG #20 ~ #16, 71...AWG #16 ~ #14

Surface finish: GF...Nickel-undercoated, 0.38 μ m selective gold-plated
GI...Nickel-undercoated, 0.76 μ m selective gold-plated
T...Tin-plated (reflow treatment)

Material: P...Copper alloy

Sub model No.

Tab contact

S F3 M - 41 GF - M 2.0 N

Form: S...Strip form, B...Loose piece
L...Loose piece with curled barrels

Series name

Kind of terminal: M...Tab contact

Applicable wire: 002...AWG #28 ~ #24, 01...AWG #24 ~ #20
41...AWG #20 ~ #16, 71...AWG #16 ~ #14

Surface finish: GF...Nickel-undercoated, 0.38 μ m selective gold-plated
GI...Nickel-undercoated, 0.76 μ m selective gold-plated
T...Tin-plated (reflow treatment)

Material: M...Copper alloy

Terminal size

Sub model No.

Receptacle housing

F31 F S S - 03 V - K X

Series name

Type of connector: F...Receptacle housing,
FR...Receptacle housing Reverse type

Rows: S...Single-row, D...Double-row with 5.08 mm line pitch
M...Double-row with 7.62 mm line pitch
T...Triple-row, F...Quadruple-row

Mounting arrangement: S...Side locking, C...Center locking,
PA...Panel mounting type

Circuits: 1 ~ 6, 8, 10, 12, 16, 20, 30, 40

Flammability: V...UL94V-0

Color indication: K...Black, S...White, E...Blue, M...Green

Keying: X...X-Keying, Y...Y-Keying, Z...Z-Keying, W...W-Keying, XX...XX-Keying,
YY...YY-Keying, XY...XY-Keying, Blank...Without Keying No.

Tab housing

F31 M S F - 03 V - K X

Series name

Type of connector: M...Tab housing,
MR...Tab housing Reverse type

Rows: S...Single-row, D...Double-row,
D...Double-row, F...Quadruple-row

Mounting arrangement: F...Free hanging, P...Panel mounting
S...Side locking, PL...Panel mounting Housing lock

Circuits: 1 ~ 6, 8, 10, 12, 16, 20, 30, 40

Flammability: V...UL94V-0

Color indication: K...Black, S...White, E...Blue, M...Green

Keying: X...X-Keying, Y...Y-Keying, Z...Z-Keying, W...W-Keying, XX...XX-Keying,
YY...YY-Keying, XY...XY-Keying, Blank...Without Keying No.

Header

B 05 B - F31 S K - GG X R

PC board mounting direction:
B...Top entry type
S...Side entry type
BC...Top & center locking
SR...Side reverse
SC...Side & center locking

Circuits: 2 ~ 6, 8 ~ 10, 12, 16, 20

Product name: Header

Series name

Rows: S...Single-row
D...Double-row with 5.08 mm line pitch
M...Double-row with 7.62 mm line pitch
T...Triple-row
F...Quadruple-row

Color indication: K...Black, S...White, E...Blue

Surface finish: GG...Nickel-undercoated, 0.38 μ m selective gold-plated
GK...Nickel-undercoated, 0.76 μ m selective gold-plated
T...Tin-plated (reflow treatment)

Keying: X...X-Keying, Y...Y-Keying, XX...XX-Keying, YY...YY-Keying,
XY...XY-Keying, XA...XXX-Keying, XB...XXY-Keying,
XC...XYX-Keying, XD...YYX-Keying, Blank...Without Keying No.

Packaging form: R...Tray, M...Magazine stick

Receptacle housing assembly

F36 F T C - 21 (24-C8T) V - K C

Series name

Type of connector: F...Receptacle housing

Rows: T...Triple-row

Mounting arrangement: C...Center locking

Circuits: 21

Indication of Common : Common circuit is set to
No. 8 circuit at each row of A, B, and C.

Flammability: V...UL94V-0

Color indication: K...Black

Surface finish of assembled short circuit terminal
: C...Nickel-undercoated, 0.38 μ m selective gold-plated
: D...Nickel-undercoated, 0.76 μ m selective gold-plated

Tab housing assembly

P 18B - F36T K - GF A R

PC board mounting direction: Panel mounting type

Circuits • Assembly: 9, 12, 18, 24

Series name: F35D...J350D, F36T...J360T

Color indication: K...Black

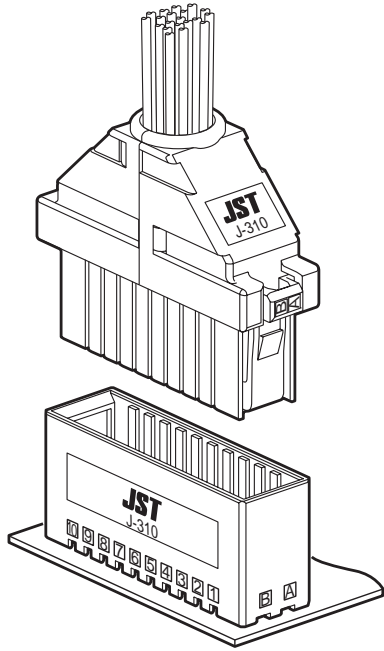
Surface finish: GF...Nickel-undercoated, 0.38 μ m selective gold-plated
GI...Nickel-undercoated, 0.76 μ m selective gold-plated

Mounting arrangement: A...Direct mounting type,
AN...Direct mounting without housing cover type
Blank...Panel mounting type

Packaging form: R...Tray



JFA CONNECTOR J300 SERIES PROTECTOR

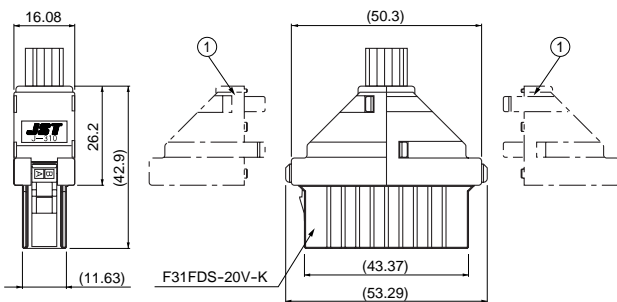


When applying a current to the connector, the protector prevents foreign substances being inserted into mating part from the wiring side. However it has no function of holding the wire securely.

Note: Protector is not approved by UL/CSA/TÜV standards.

J300 Series

• J310D series for 20 circuits



No.	Model No.	Color	Q'ty/box
1	F31PFD-20VK	Black	112
	F31PFD-20SC	Transparent	112

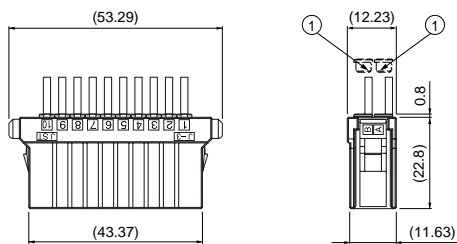
Material

Black: Glass-filled PBT
Transparent: Polycarbonate

RoHS compliance

Note: Two protectors of the same color are used.

• J310D series / Embedding-type protector for 8, 10 circuits



No.	Model No.	Color	Q'ty/box
1	F31PFS-10KU	Black	1,000

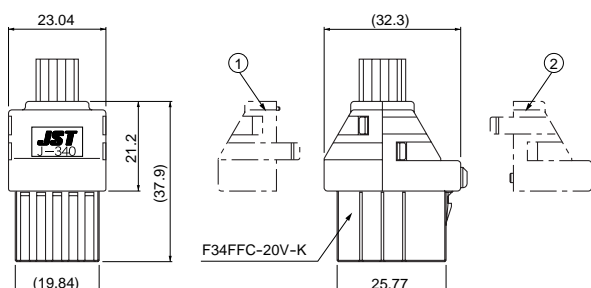
Material

Glass-filled, PBT

RoHS compliance

Note: This protector is cut and used for each number of the circuits.

• J340F series for 20 circuits



No.	Model No.	Color	Q'ty/box
1	F34PFF-20VKA	Black	80
	F34PFF-20SCA	Transparent	80
2	F34PFF-20VKB	Black	80
	F34PFF-20SCB	Transparent	80

Material

Black: Glass-filled PBT
Transparent: Polycarbonate

RoHS compliance

Note: Both 1 and 2 protectors in the same color are used.

X-ON Electronics

Largest Supplier of Electrical and Electronic Components

Click to view similar products for [Headers & Wire Housings](#) category:

Click to view products by [JST](#) manufacturer:

Other Similar products are found below :

[0015917161](#) [0022155065](#) [57102-F02-18ULF](#) [58102-G61-06LF](#) [582553-1](#) [01.001.5753.1](#) [0050291907](#) [02.125.8002.8](#) [609-3404](#) [61062-3](#)
[CSU011177004](#) [622-0430](#) [622-3653LF](#) [63453-116](#) [636-1030](#) [636-1427](#) [636-3427](#) [636-4007](#) [641938-9](#) [65495-038](#) [65692-001LF](#) [65781-018](#)
[65781-047](#) [65817-010LF](#) [65817-015LF](#) [67095-007LF](#) [67601157](#) [68631-112](#) [68645-018](#) [699319-000](#) [70.362.1628.0](#) [70-4210](#) [70-4226B](#) [70-](#)
[4853B](#) [71.350.2428.0](#) [733-134](#) [733-162](#) [MHR-64-VUAL](#) [80.063.4001.1](#) [800-90-001-10-001000](#) [801-43-002-10-013000](#) [801-43-006-10-](#)
[002000](#) [803-43-024-10-001000](#) [803-93-012-10-001000](#) [8-1437020-4](#) [819-22-004-30-001101](#) [820-22-006-30-001101](#) [820-22-008-30-001101](#)
[821-22-002-10-001101](#) [821-22-003-10-002101](#)