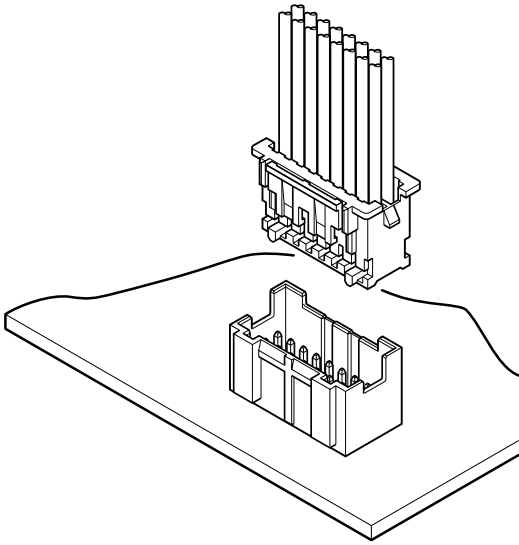


PAD CONNECTOR

2.0mm pitch/Disconnectable Crimp style connectors



Dual-row construction allows high density mounting.

- **Secure locking device**
- **Reliable contacts**
- **Insertion guide mechanism**
- **Polarizing boss**

Specifications

- Current rating: 3 A AC, DC (AWG #22)
- Voltage rating: 250 V AC, DC
- Temperature range: -25°C to +85°C
(including temperature rise in applying electrical current)
- Contact resistance: Initial value/ 10 mΩ max.
After environmental tests/ 20 mΩ max.
- Insulation resistance: 1,000 MΩ min.
- Withstanding voltage: 800 VAC/minute
- Applicable wire: AWG #28 to #22
- Applicable PC board thickness: 1.6 mm

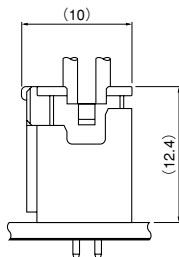
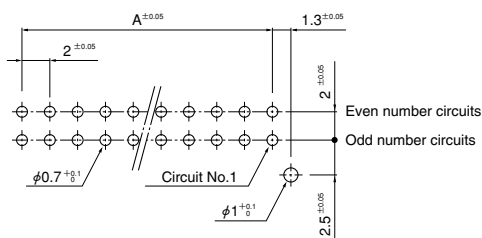
- * Refer to "General Instruction and Notice when using Terminals and Connectors" at the end of this catalog.
- * Contact JST for details.
- * Compliant with RoHS.

Standards

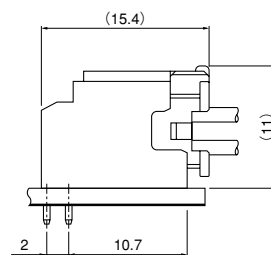
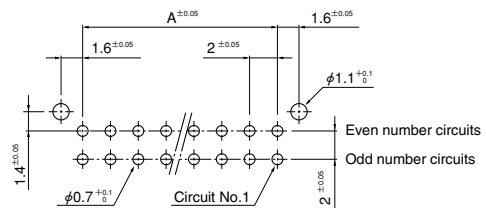
- Ⓜ Recognized E60389
- Ⓢ Certified LR20812
- ⚠ R50053749

PC board layout and Assembly layout

Top entry type



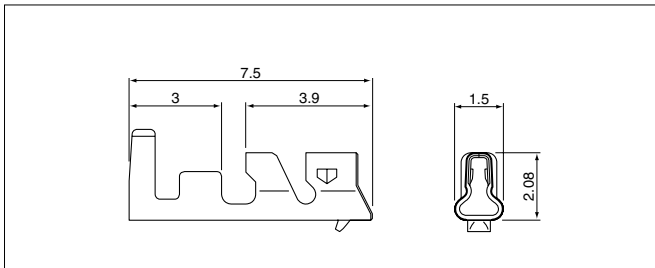
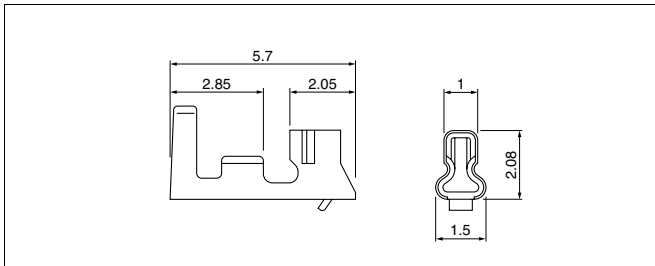
Side entry type



- Note: 1. The above figure is the figure viewed from the connector mounting side.
 2. Tolerances are non-cumulative: ± 0.05 mm for all centers.
 3. Hole dimensions differ according to the type of PC board and piercing method. If PC boards made of hard material are used, the hole dimensions should be larger. The dimensions above should serve as a guideline. Contact JST for details.

PAD CONNECTOR

Contact



Contact	Crimping machine	Applicator		
		Crimp applicator	Dies	Crimp applicator with dies
SPH-001T-P0.5L	AP-K2N	MKS-L	MK/SPH-001-05L	APLMK SPH001-05L
		—	—	—
SPH-002T-P0.5L	AP-K2N	MKS-L	MK/SPH-002-05L	APLMK SPH002-05L
		*MKS-SC	SC/SPH-002-05L	APLSC SPH002-05L

Note: *Strip-crimp applicator

Model No.	Applicable wire		Insulation O.D. (mm)	Q'ty/reel
	mm ²	AWG#		
SPH-001T-P0.5L	0.13~0.33	26~22	1.0~1.5	8,000
SPH-002T-P0.5L	0.08~0.22	28~24	0.8~1.5	

Material and Finish

Phosphor bronze, tin-plated (reflow treatment)

RoHS compliance

Model No.	Applicable wire		Insulation O.D. (mm)	Q'ty/reel
	mm ²	AWG#		
SPND-001T-C0.5	0.13~0.33	26~22	1.0~1.5	8,000
SPND-002T-C0.5	0.08~0.22	28~24	0.8~1.5	

Material and Finish

Copper alloy, tin-plated (reflow treatment)

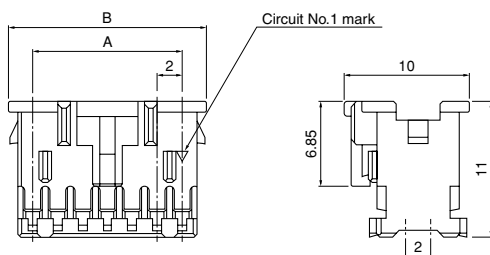
RoHS compliance

Note: SPND-()T-C0.5 is low insertion/withdrawal force type contact, in order to improve the work of insertion/withdrawal.

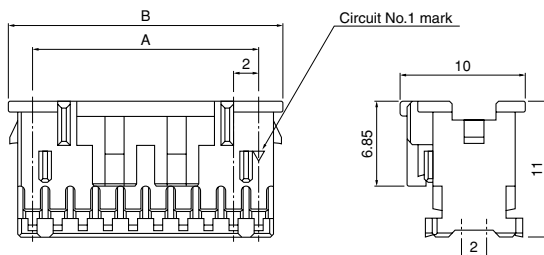
Contact	Crimping machine	Applicator		
		Crimp applicator	Dies	Crimp applicator with dies
SPND-001T-C0.5	AP-K2N	MKS-L	MK/SPND-001-05	APLMK SPND001-05
		—	—	—
SPND-002T-C0.5	AP-K2N	MKS-L	MK/SPAD/ND-002-05	APLMK SPAD/ND002-05
		—	—	—

Housing

<14 circuits or less>



<16 circuits or more>



Circuits	Model No.	Dimensions (mm)		Q'ty/bag
		A	B	
10	PADP-10V-1-S	8.0	12.0	1,000
12	PADP-12V-1-S	10.0	14.0	1,000
14	PADP-14V-1-S	12.0	16.0	1,000
16	PADP-16V-1-S	14.0	18.0	1,000
20	PADP-20V-1-S	18.0	22.0	1,000
22	PADP-22V-1-S	20.0	24.0	1,000
24	PADP-24V-1-S	22.0	26.0	1,000
*40	PADP-40V-1-S	38.0	42.0	500

Material

PA 66, UL94V-0, natural (white)

RoHS compliance

Note: *Marked product is not TÜV approved.

<For reference> As the color identification, the following alphabet shall be put in the underlined part. For availability, delivery and minimum order quantity, contact JST.

ex. **PADP-16V-1-S**

S...natural (white)

K...black R...red Y...yellow E...blue M...green P...purple

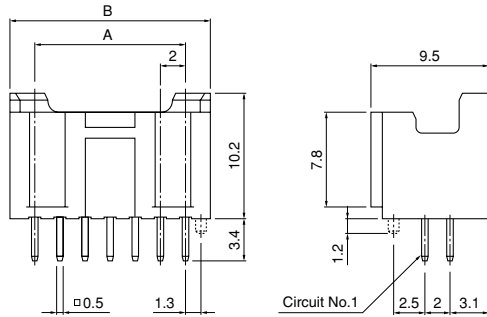
L...lemon yellow

PAD CONNECTOR

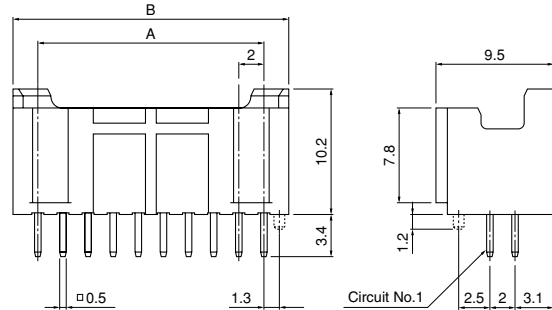
Shrouded header

Top entry type

<14 circuits or less>

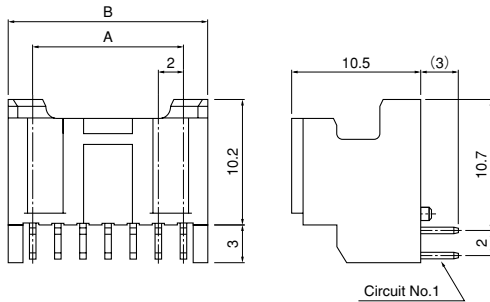


<16 circuits or more>

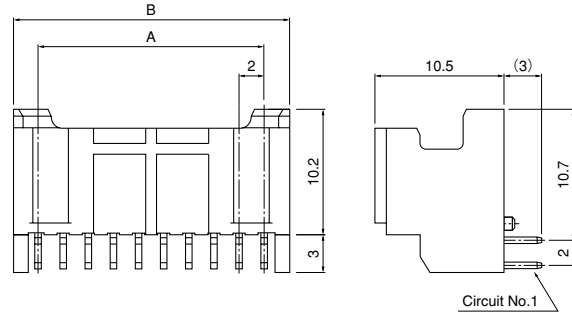


Side entry type

<14 circuits or less>



<16 circuits or more>



Circuits	Model No.			Dimensions (mm)		Q'ty/box	
	Top entry type		Side entry type	A	B	Top entry type	Side entry type
	With a boss	Without a boss					
10	B10B-PADSS-1F	B10B-PADSS-F	S10B-PADSS-1	8.0	12.0	400	504
12	B12B-PADSS-1F	B12B-PADSS-F	S12B-PADSS-1	10.0	14.0	300	420
14	B14B-PADSS-1F	B14B-PADSS-F	S14B-PADSS-1	12.0	16.0	300	364
16	B16B-PADSS-1F	B16B-PADSS-F	S16B-PADSS-1	14.0	18.0	200	336
20	B20B-PADSS-1F	B20B-PADSS-F	S20B-PADSS-1	18.0	22.0	150	280
22	B22B-PADSS-1F	B22B-PADSS-F	—	20.0	24.0	150	—
24	B24B-PADSS-1F	B24B-PADSS-F	S24B-PADSS-1	22.0	26.0	150	224
*40	B40B-PADSS-1F	—	—	38.0	42.0	100	—

Material and Finish

Post: Copper alloy, copper-undercoated, tin-plated (reflow treatment)

Wafer: Glass-filled PBT, UL94V-0, (natural) [side entry type]

Glass-filled PA 66, UL94V-0, (natural) [top entry type]

RoHS compliance This product displays (LF)(SN) on a label.

Note: *Marked product is not TÜV approved.

<For reference> As the color identification, the following alphabet shall be put in the underlined part.

For availability, delivery and minimum order quantity, contact JST.

ex. **B16B-PADSS(-1F)**

S...natural (white)

K...black R...red Y...yellow E...blue M...green P...purple

L...lemon yellow

X-ON Electronics

Largest Supplier of Electrical and Electronic Components

Click to view similar products for [Headers & Wire Housings](#) category:

Click to view products by [JST](#) manufacturer:

Other Similar products are found below :

[95000-104TRLF](#) [10135584-644402LF](#) [DF62W-EP2022PCA](#) [95000-106TRLF](#) [DF62W-2022SCA](#) [DF62W-EP2022PC](#) [2203348](#) [DF62W-2022SC](#) [1084018](#) [1029039](#) [1084017](#) [802-10-012-10-002000](#) [1112640](#) [1112639](#) [891-007-9SS-BST1T](#) [000-34000](#) [0008550134](#) [0009482033](#) [0009507031](#) [57102-F02-18ULF](#) [57102-S06-03LF](#) [57202-S52-04LF](#) [PCN6-15S-2.5E](#) [0039019024](#) [58102-G61-06LF](#) [582553-1](#) [0009485154](#) [0009508121](#) [0022285053](#) [0050291907](#) [018731A](#) [LY20-4P-DT1-P1E-BR](#) [02.125.8002.8](#) [60101931](#) [60598-1 \(Cut Strip\)](#) [M1625-3R/100](#) [61062-3](#) [61082-181009](#) [CSU011177004](#) [636-1427](#) [638009-1](#) [641938-9](#) [641991-4](#) [644168-1](#) [644827-2](#) [647662-1](#) [65039-019ELF](#) [65692-001LF](#) [65781-018](#) [65781-047](#)