
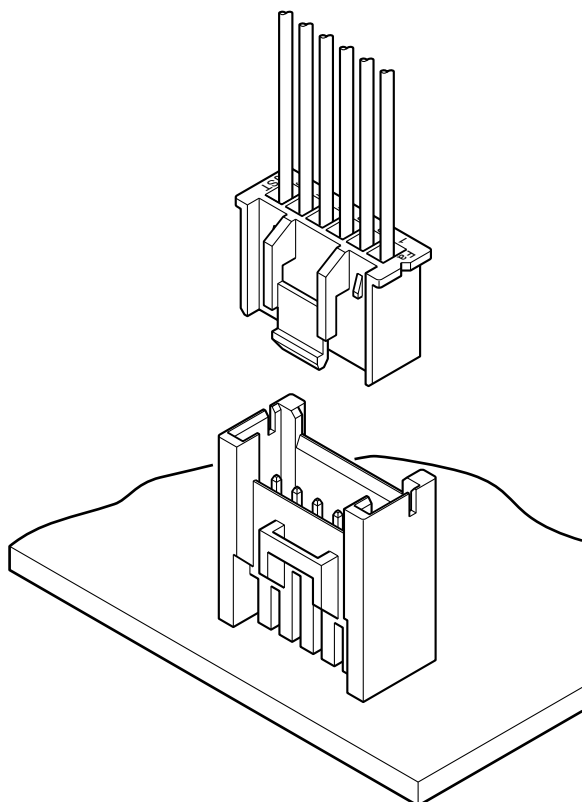


XM CONNECTOR (High box type)

Disconnectable Crimp style connectors (Board)



This is XM connector high box type, with 20.0 mm mounting height and with 8.9 mm thickness. This connector exhibits the stable electric connection to the condition such as the vibration, the prying, the micro-current and micro-voltage circuit.



Features

• Interchangeability

The housing is interchangeable with these of the XM receptacle housing.

• Inner-housing lock

This inner-housing lock secures the plug to the receptacle and prevents accidental disconnection. The lock is protected and is not affected by external forces that might result from the routing of wires.

• Retainer

Retainers enhance safety in case of partial insertion or accidental release of the contact. Even if a contact is inserted incompletely, the retainer guides the contact to the proper position and securely locks it in place.

• Header suitable for potting process

This header is tall and fully shrouded so as to prevent the resin used to coat the PC board from coming into contact with the mating pins.

Specifications

- Current rating: 3 A AC/DC (AWG #22, #20)
- Voltage rating: 250 V AC/DC
- Temperature range: -25°C to +85°C
(including temperature rise in applying electrical current)
- Contact resistance: Initial value/ 10 mΩ max.
After environmental tests/ 20 mΩ max.
- Insulation resistance: 500 MΩ min.
- Withstanding voltage: 1,000 VAC/minute
- Applicable wire: AWG #28 to #20
- Applicable PC board thickness: 1.6 mm

* In using the products, refer to "Handling Precautions for Terminals and Connectors" described on our website (Technical documents of Product information page).

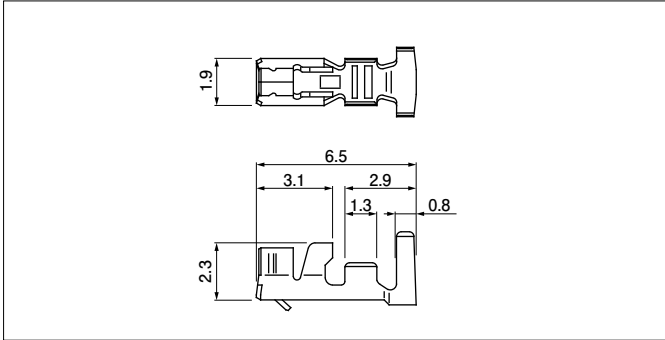
* RoHS2 compliance

* Dimensional unit: mm

* Contact JST for details.

XM CONNECTOR (High box type)

Contact



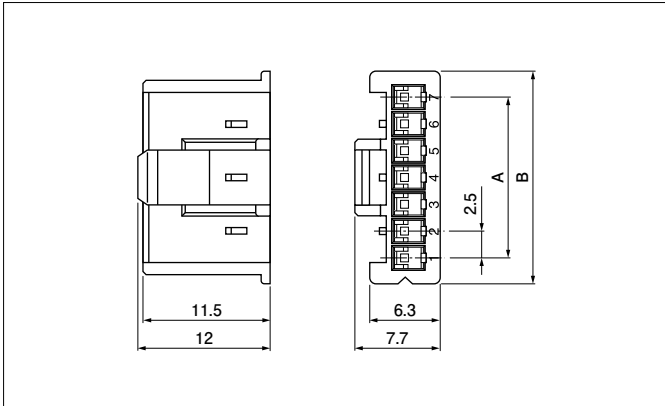
Model No.	Applicable wire			Q'ty/ reel
	mm ²	AWG #	Insulation O.D. (mm)	
SXA-01T-P0.6	0.22 to 0.50	24 to 20	1.5 to 1.9	8,000
SXA-001T-P0.6	0.08 to 0.33	28 to 22	0.8 to 1.9	8,000

Material and Finish

Phosphor bronze, tin-plated (reflow treatment)

RoHS2 compliance

Housing



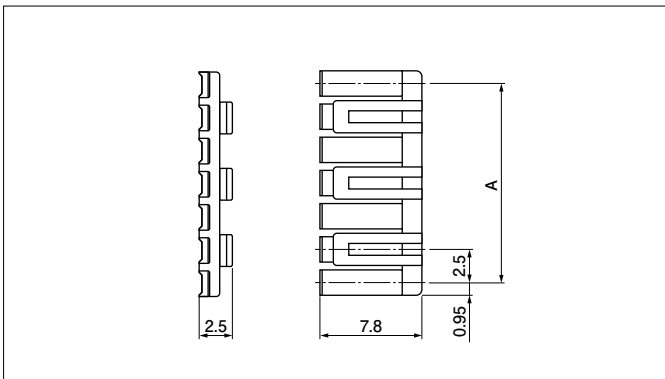
No. of circuits	Model No.	Dimensions (mm)		Q'ty/ bag
		A	B	
2	XMP-02V	2.5	8.8	1,000
3	XMP-03V	5.0	9.8	1,000
4	XMP-04V	7.5	12.3	1,000
5	XMP-05V	10.0	14.8	500
6	XMP-06V	12.5	17.3	500
7	XMP-07V	15.0	19.8	500
8	XMP-08V	17.5	22.3	500
9	XMP-09V	20.0	24.8	500
10	XMP-10V	22.5	27.3	500

Material and Finish

PA 66, UL94V-0

RoHS2 compliance

Retainer



No. of circuits	Model No.	A	Q'ty/bag
2	XMS-02V	2.5	1,000
3	XMS-03V	5.0	1,000
4	XMS-04V	7.5	1,000
5	XMS-05V	10.0	1,000
6	XMS-06V	12.5	1,000
7	XMS-07V	15.0	1,000
8	XMS-08V	17.5	1,000
9	XMS-09V	20.0	1,000
10	XMS-10V	22.5	1,000

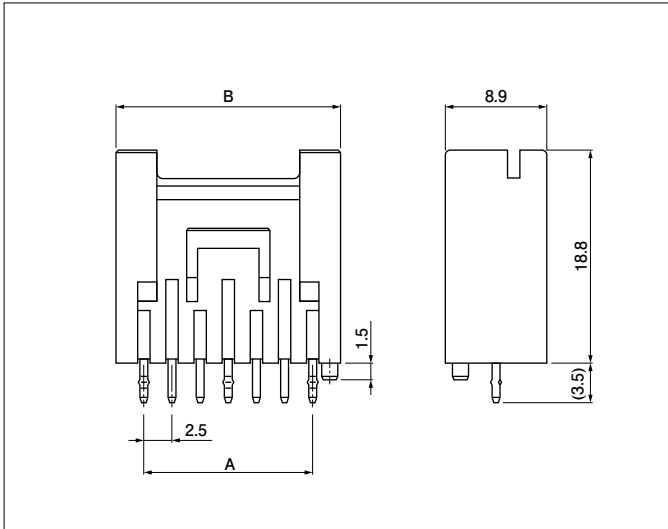
Material and Finish

Glass-filled PA 66, UL94V-0

RoHS2 compliance

XM CONNECTOR (High box type)

Header



No. of circuits	Model No.	Dimensions (mm)		Q'ty/bag
		A	B	
2	BH02B-XMSK	2.5	8.9	770
3	BH03B-XMSK	5.0	9.9	700
4	BH04B-XMSK	7.5	12.4	525
5	BH05B-XMSK	10.0	14.9	455
6	BH06B-XMSK	12.5	17.4	385
7	BH07B-XMSK	15.0	19.9	315
8	BH08B-XMSK	17.5	22.4	280
9	BH09B-XMSK	20.0	24.9	245
10	BH10B-XMSK	22.5	27.4	245

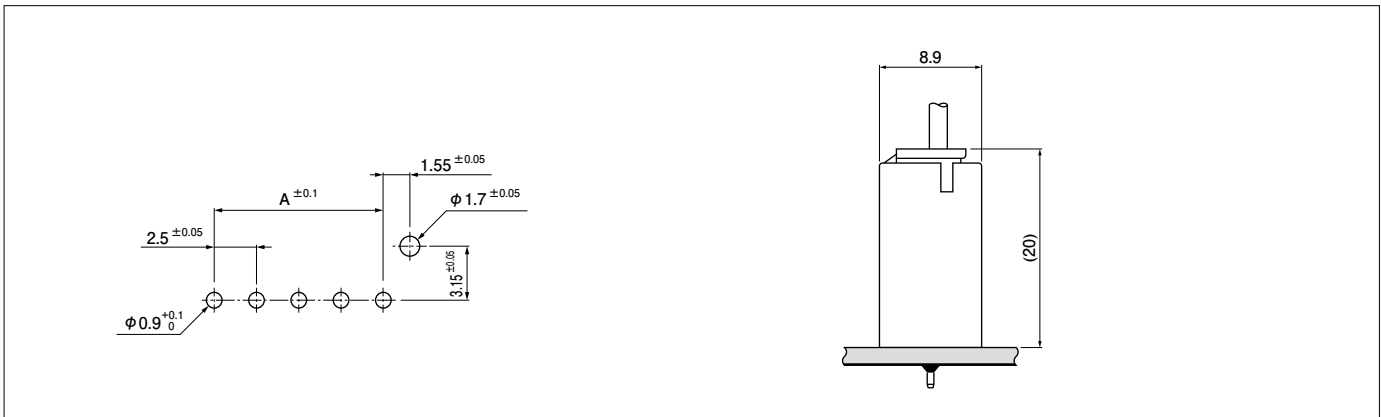
Material and Finish

Post: Copper alloy, copper-undercoated, tin-plated (reflow treatment)

Wafer: Glass-filled PA 66, UL94V-0

RoHS2 compliance This product displays (LF)(SN) on a label.

PC board layout and Assembly layout



- Note: 1. The above figure is the figure viewed from soldering side.
 2. Tolerances are non-cumulative: ± 0.05 mm for all centers.
 3. Hole dimensions differ according to the type of PC board and piercing method.
 The dimensions above should serve as a guideline. Contact JST for details.

XM CONNECTOR (High box type)

Model number allocation

Contact

S XA - 001 T - P 0.6

Form: S...Strip form, B...Loose piece

Series name

Applicable wire range: 001...AWG #28 to #22
01...AWG #24 to #20

Surface finish: T...Tin-plated (reflow treatment)

Material: P...Phosphor bronze

Terminal size

Housing

XMP - 02 V

Series name

Part name: Plug

No. of circuits: 2 to 10

Flammability: V...UL94V-0

Retainer

XM S - 02 V

Series name

Part name: Retainer

No. of circuits: 2 to 10

Flammability: V...UL94V-0

Header

BH 02 B - XMS K

Shape of assembled product:
BH...Top entry type High-box

No. of circuits: 2 to 10

Part name: Header

Series name

Color: S...Natural

Indication of clinch: K...Clinched

Crimping machine, Applicator

Contact	Crimping machine	Crimp applicator	Dies	Crimp applicator with dies
SXA-001T-P0.6	AP-K2N	MKS-L	MK/SXA/M-001-06	APLMK SXA/M001-06
SXA-01T-P0.6			MK/SXA/M-01-06	APLMK SXA/M01-06

Note: Contact JST for fully automatic crimping applicator.

X-ON Electronics

Largest Supplier of Electrical and Electronic Components

Click to view similar products for [Headers & Wire Housings](#) category:

Click to view products by [JST](#) manufacturer:

Other Similar products are found below :

[0015917161](#) [0022155065](#) [57102-F02-18ULF](#) [58102-G61-06LF](#) [582553-1](#) [01.001.5753.1](#) [0050291907](#) [02.125.8002.8](#) [609-3404](#) [61062-3](#)
[CSU011177004](#) [622-0430](#) [622-3653LF](#) [63453-116](#) [636-1030](#) [636-1427](#) [636-3427](#) [636-4007](#) [641938-9](#) [65495-038](#) [65692-001LF](#) [65781-018](#)
[65781-047](#) [65817-010LF](#) [65817-015LF](#) [67095-007LF](#) [67601157](#) [68631-112](#) [68645-018](#) [699319-000](#) [70.362.1628.0](#) [70-4210](#) [70-4226B](#) [70-](#)
[4853B](#) [71.350.2428.0](#) [733-134](#) [733-162](#) [MHR-64-VUAL](#) [80.063.4001.1](#) [800-90-001-10-001000](#) [801-43-002-10-013000](#) [801-43-006-10-](#)
[002000](#) [803-43-024-10-001000](#) [803-93-012-10-001000](#) [8-1437020-4](#) [819-22-004-30-001101](#) [820-22-006-30-001101](#) [820-22-008-30-001101](#)
[821-22-002-10-001101](#) [821-22-003-10-002101](#)