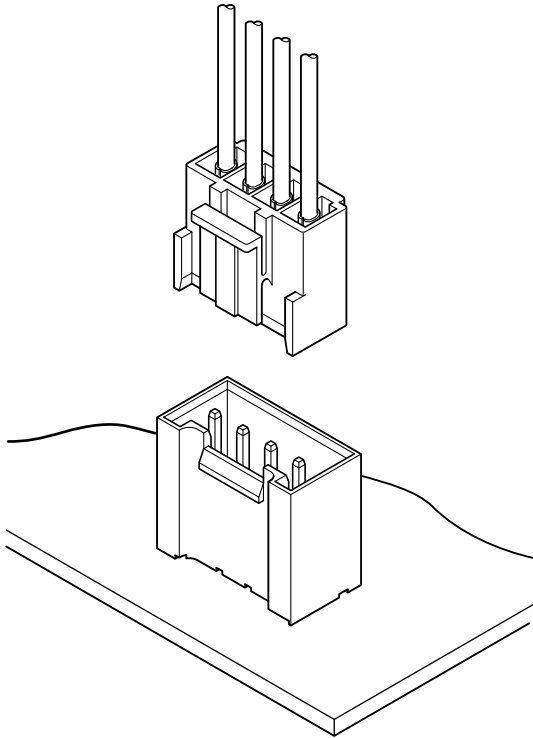


VH CONNECTOR (High box type)

3.96mm pitch/Disconnectable Crimp style connectors



This is VH connector high box type, with 21.3 mm mounting height (single circuit: 18.6 mm) and with 9.2 mm thickness (single circuit: 8 mm). This connector exhibits the stable electric connection to the condition such as the vibration, the prying, the micro-current and micro-voltage circuit.

- Header for use specifically with resin coated ("potted") PC board
- Interchangeability

Specifications

- Current rating: 7 A AC, DC (AWG #18)
10 A AC, DC (AWG #16)/1 circuit only
- Voltage rating: 250 V AC, DC
- Temperature range: -25°C to +85°C
(including temperature rise in applying electrical current)
- Contact resistance: Initial value/ 10 mΩ max.
After environmental tests/ 20 mΩ max.
- Insulation resistance: 1,000 MΩ min.
- Withstanding voltage: 1,500 VAC/minute
- Applicable wire: AWG #22 to #16
- Applicable PC board thickness: 1.6 mm

Note:

Do not branch in parallel current which exceeds the rated current. If branched in parallel, current imbalance or other problems may develop. If it is absolutely necessary to branch such a large current in parallel, be sure to use contacts made of phosphor bronze. Design the circuits without causing imbalance and provide an extra margin for each circuit.

* Refer to "General Instruction and Notice when using Terminals and Connectors" at the end of this catalog.

* Contact JST for details.

* Compliant with RoHS.

Standards

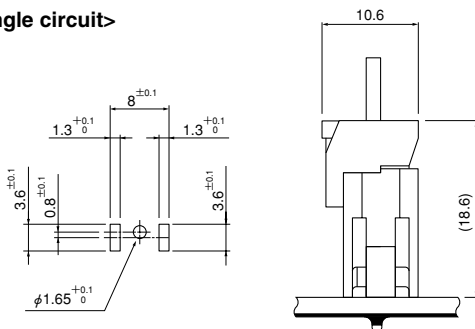
Recognized E60389

Certified LR20812

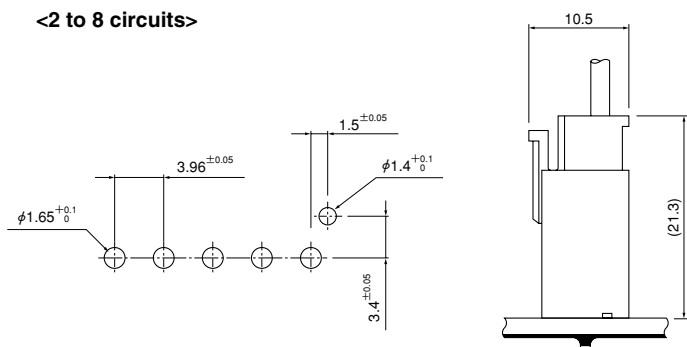
R75122

PC board layout and Assembly layout

<Single circuit>



<2 to 8 circuits>



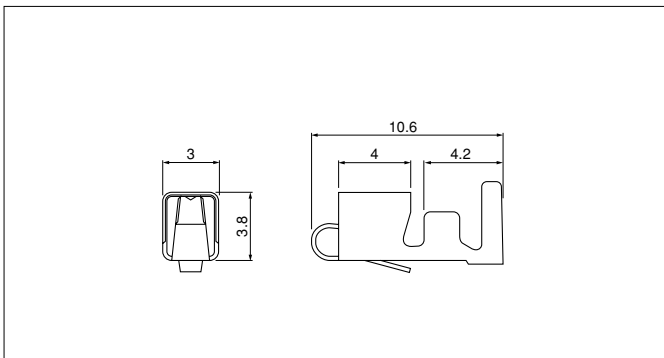
Note: 1. The above figure is the figure viewed from soldering side.

2. Tolerances are non-cumulative: ±0.05 mm for all centers.

3. Hole dimensions differ according to the type of PC board and piercing method. The dimensions above should serve as a guide line. Contact JST for details.

VH CONNECTOR (High box type)

Contact



Contact	Crimping machine	Applicator		
		Crimp applicator	Dies	Crimp applicator with dies
SVH-21T-P1.1	AP-K2N	MKS-L	MK/SVH-21-11	APLMK SVH21-11
		*MKS-SC	SC/SVH-21-11	APLSC SVH21-11

Note: *Strip-crimp applicator

Model No.	Applicable wire		Insulation O.D. (mm)	Q'ty/reel
	mm ²	AWG#		
SVH-21T-P1.1	0.33~0.83	22~18	1.7~3.0	4,500
*SVH-41T-P1.1	0.5 ~1.25	20~16	1.7~3.0	3,500

Material and Finish

Phosphor bronze, tin-plated (reflow treatment)

RoHS compliance

Note: 1. *The current rating when combining with single circuit is 10 A AC, DC (AWG #16.)

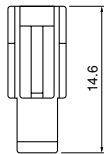
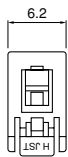
2. When using retainer mountable type housing, applicable wire's insulation O. D. shall be 1.7 to 2.2 mm.

Contact	Crimping machine	Applicator		
		Crimp applicator	Dies	Crimp applicator with dies
SVH-41T-P1.1	AP-K2N	MKS-L	MK/SVH-41-11	APLMK SVH41-11
		—	—	—

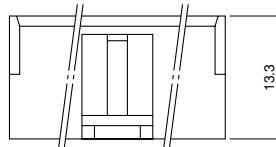
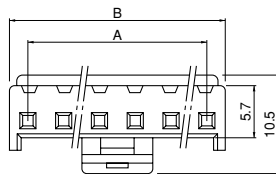
Housing

N Type

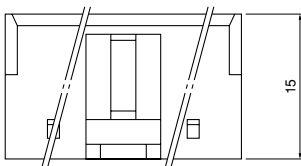
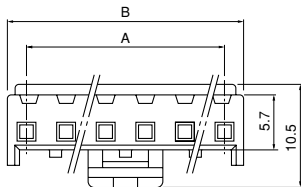
<Single circuit>



<2 to 8 circuits>



Retainer mountable type



Circuits	Model No.		Dimensions (mm)		Q'ty/bag
	N type	Retainer mountable type	A	B	
1	VHR-1N	—	—	—	1,000
2	VHR-2N	—	3.96	7.86	1,000
3	VHR-3N	VHRR-3N	7.92	11.82	*
4	VHR-4N	—	11.88	15.78	1,000
5	VHR-5N	VHRR-5N	15.84	19.74	*
6	VHR-6N	—	19.80	23.70	500
7	VHR-7N	VHRR-7N	23.76	27.66	500
8	VHR-8N	VHRR-8N	27.72	31.62	500

Material

PA 6, UL94V-0, natural (white)

RoHS compliance

* N type ; 1,000 Retainer mountable type ; 500

<For reference> As the color identification, the following alphabet shall be put in the underlined part. For availability, delivery and minimum order quantity, contact JST.

ex. VHR-2N-oo

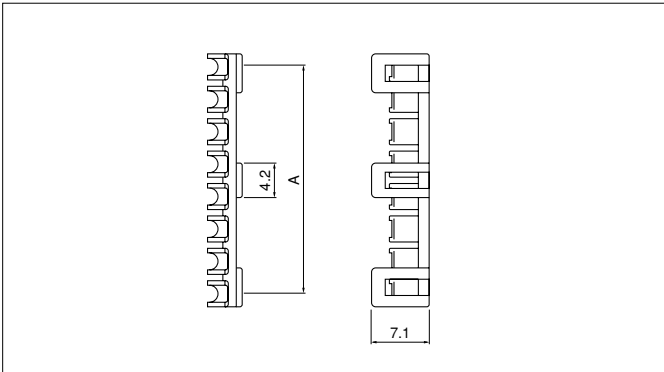
(blank)...natural (white)

BK...black R...red BL...blue M...green D...orange

Y...yellow PK...pink H...gray

VH CONNECTOR (High box type)

Retainer



Circuits	Model No.	A	Q'ty/bag
3	VHS-3V	7.52	1,000
5	VHS-5V	15.44	1,000
7	VHS-7V	23.36	1,000
8	VHS-8V	27.32	1,000

Material

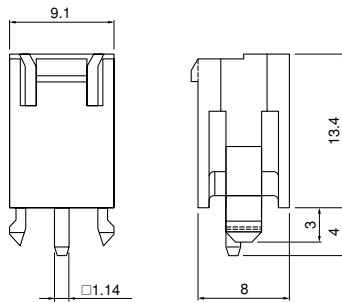
Glass-filled PA 66, UL94V-0, natural (ivory)

RoHS compliance

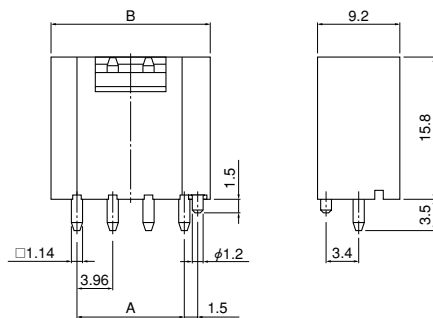
Shrouded header

With a boss

<Single circuit>



<2 to 8 circuits>



Circuits	Model No.	Q'ty/box
	With a boss	
1	BH1P-VH-1	500

Material and Finish

Post: Brass, copper-undercoated, tin-plated (reflow treatment)
Wafer: PA 66, UL-94V-0, natural (white)

RoHS compliance

This product displays (LF)(SN) on a label.

<For reference> As the color identification,

the following alphabet shall be put in the underlined part.

For availability, delivery and minimum order quantity, contact JST.

ex. **BH1P-VH-1-oo**

(blank)...natural (white) BK...black R...red BL...blue

M...green O...orange Y...yellow PK...pink

Circuits	Model No.	Dimensions (mm)		Q'ty/box
	With a boss	A	B	
2	BH2P-VH-1	3.96	9.80	250
3	BH3P-VH-1	7.92	13.76	200
4	BH4P-VH-1	11.88	17.72	150
5	BH5P-VH-1	15.84	21.68	100
6	BH6P-VH-1	19.80	25.64	100
7	BH7P-VH-1	23.76	29.60	100
8	BH8P-VH-1	27.72	33.56	100

Material and Finish

Post: Brass, copper-undercoated, tin-plated (reflow treatment)
Wafer: Glass-filled PA 66, UL-94V-0, natural (ivory)

RoHS compliance

This product displays (LF)(SN) on a label.

<For reference> As the color identification,

the following alphabet shall be put in the underlined part.

For availability, delivery and minimum order quantity, contact JST.

ex. **BH2P-VH-1-oo**

(blank)...natural (ivory) BK...black R...red BL...blue

M...green Y...yellow

X-ON Electronics

Largest Supplier of Electrical and Electronic Components

Click to view similar products for [Headers & Wire Housings](#) category:

Click to view products by [JST](#) manufacturer:

Other Similar products are found below :

[95000-104TRLF](#) [10135584-644402LF](#) [DF62W-EP2022PCA](#) [95000-106TRLF](#) [DF62W-2022SCA](#) [DF62W-EP2022PC](#) [2203348](#) [DF62W-2022SC](#) [1084018](#) [1029039](#) [1084017](#) [802-10-012-10-002000](#) [1112640](#) [1112639](#) [891-007-9SS-BST1T](#) [000-34000](#) [0008550134](#) [0009482033](#) [0009507031](#) [57102-F02-18ULF](#) [57102-S06-03LF](#) [57202-S52-04LF](#) [PCN6-15S-2.5E](#) [0039019024](#) [58102-G61-06LF](#) [582553-1](#) [0009485154](#) [0009508121](#) [0022285053](#) [0050291907](#) [018731A](#) [LY20-4P-DT1-P1E-BR](#) [02.125.8002.8](#) [60101931](#) [60598-1 \(Cut Strip\)](#) [M1625-3R/100](#) [61062-3](#) [61082-181009](#) [CSU011177004](#) [636-1427](#) [638009-1](#) [641938-9](#) [641991-4](#) [644168-1](#) [644827-2](#) [647662-1](#) [65039-019ELF](#) [65692-001LF](#) [65781-018](#) [65781-047](#)