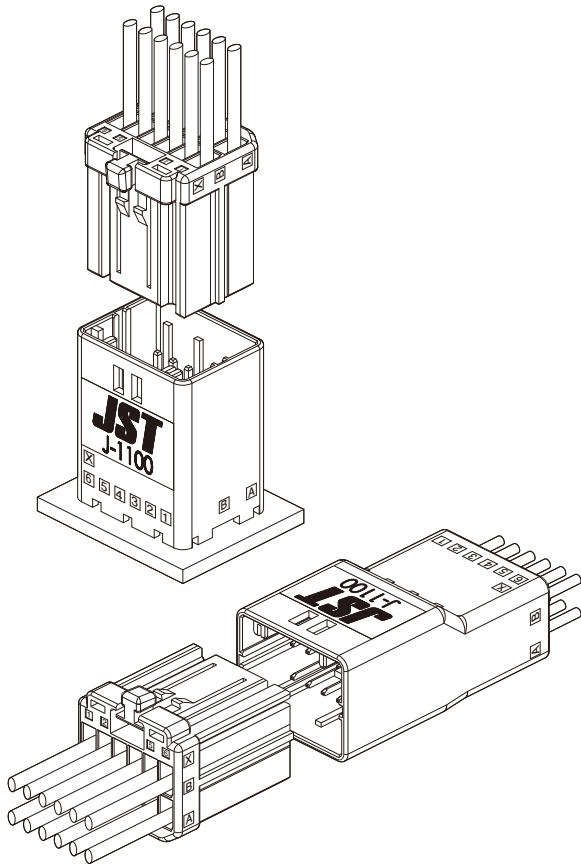




# JFA CONNECTOR J1000 SERIES

2.2 mm pitch/Disconnectable Crimp style connectors (For Wire-to-board/Wire-to-wire)



Connectors for signal circuit or power supply circuit, applicable to the factory automation, heavy electric machinery, and other industrial equipment in general.

In spite of various kinds of housings available, their contacts are designed to be common.

The applicable tooling can be standardized.

- Double-spring construction
- Up to AWG #18 with 2.2 mm pitch
- Housing lance
- Secure locking method

## ■ Standards

Ⓜ : Recognized E 60389

## ■ Specifications

• Current rating: AC/DC

Unit : A

No. of circuits	Wire size (AWG)					
	#18	#20	#22	#24	#26	#28
3	6.4	5.4	4.8	4.0	3.4	2.8
6	5.5	4.6	4.0	3.4	2.9	2.4
8	5.5	4.6	4.0	3.1	2.6	2.2
12	4.7	3.9	3.4	2.7	2.6	2.0
20	4.0	3.4	3.0	2.4	2.0	1.8
22	3.9	3.3	2.9	2.3	1.9	1.7
26	3.6	3.0	2.6	2.2	1.8	1.6
30	3.6	3.0	2.6	2.1	1.7	1.5

• Voltage rating: 125 V AC/DC...J1100 series  
250 V AC/DC...J1800 series

• Temperature range: -55°C to +105°C  
(including temperature rise in applying electrical current)

• Applicable wire: AWG #28 to #18

• Applicable PC board thickness: 1.6 mm

\* In using the products, refer to "Handling Precautions for Terminals and Connectors" described on our website (Technical documents of Product information page).

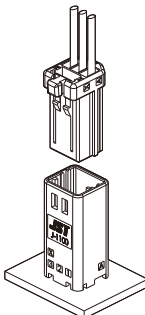
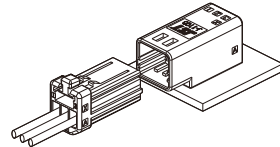
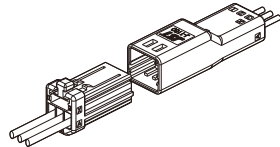
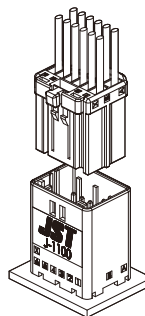
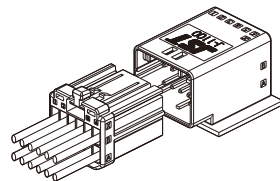
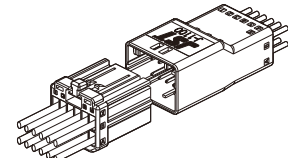
\* RoHS2 compliance

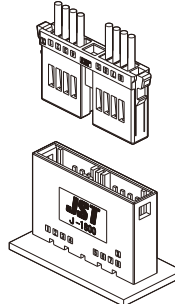
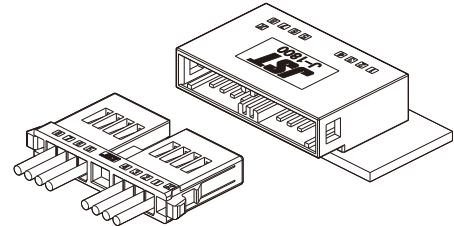
\* Dimensional unit: mm

\* Contact JST for details.

# JFA CONNECTOR/J1000 SERIES

## J1000 series products line-up

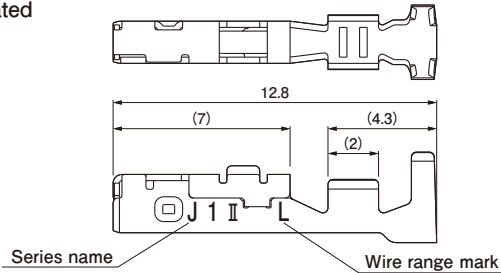
Type		2.2 mm pitch , Voltage rating 125 V AC/DC		
		Wire-to-board		Wire-to-wire
		Top entry type	Side entry type	Free hanging type
Center locking type	J1100 Single-row type			
	No. of circuits	3	3	3
	J1100 Dual-row type			
No. of circuits	6, 8, 12, 20, 22, 26, 30	6, 8, 12, 20, 30	6, 8, 12, 20, 26	

Type		2.2 mm pitch , Voltage rating 250 V AC/DC	
		Wire-to-board	
		Top entry type	Side entry type
Side locking type (Thin type)	J1800 Single-row type		
	No. of circuits	8	8

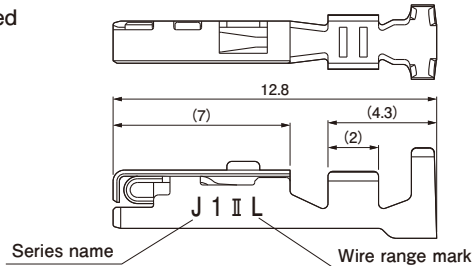
# JFA CONNECTOR/J1000 SERIES

## Receptacle contact

### ● Gold-plated



### ● Tin-plated



Strip contact Model No.	Series	Applicable wire			Insulation O.D. (mm)	Q'ty/reel
		Size	mm <sup>2</sup>	AWG #		
SF1F-002GC-P0.6	Gold (0.2μm)	M	0.08~0.2	28~24	0.88~1.43	6,000
SF1F-002T-P0.6	Tin					
SF1F-01GC-P0.6	Gold (0.2μm)	ME	0.2~0.5	24~20	1.30~1.90	5,500
SF1F-21GC-P0.6	Gold (0.2μm)	L	0.3~0.8	22~18	1.50~2.10	5,000
SF1F-21T-P0.6	Tin					

### Material and Finish

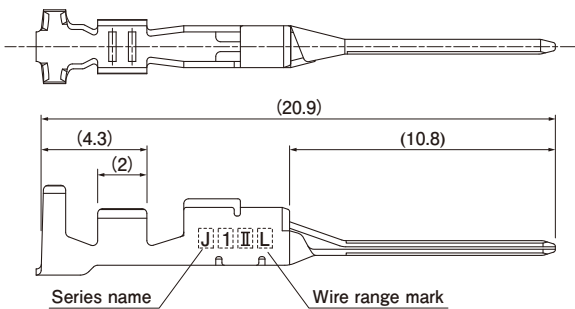
Copper alloy, nickel-undercoated, selective gold-plated  
Tin-plated

### RoHS2 compliance

Note: 1. Contact JST for 0.76 μm gold-plated product.

2. Please note that the above general specifications may differ from the safety standards.

## Tab contact



Strip contact Model No.	Series	Applicable wire			Insulation O.D. (mm)	Q'ty/reel
		Size	mm <sup>2</sup>	AWG #		
SF1M-002GC-M0.6A	Gold (0.2μm)	M	0.08~0.2	28~24	0.88~1.43	6,000
SF1M-002T-M0.6A	Tin					
SF1M-01GC-M0.6A	Gold (0.2μm)	ME	0.2~0.5	24~20	1.30~1.90	5,500
SF1M-21GC-M0.6A	Gold (0.2μm)	L	0.3~0.8	22~18	1.50~2.10	5,000
SF1M-21T-M0.6A	Tin					

### Material and Finish

Copper alloy, nickel-undercoated, selective gold-plated  
Tin-plated

### RoHS2 compliance

Note: 1. Contact JST for 0.76 μm gold-plated product.

2. Please note that the above general specifications may differ from the safety standards.

## Crimping machine, Applicator

Strip contact Model No.	Crimping machine	Applicator			
		Crimp applicator	Dies	Crimp applicator with dies	Hand tool
SF1F-002(*)-P0.6 SF1M-002(*)-M0.6A	AP-K2N	MKS-L	MK/SF1F/ M-002-06	APLMK SF1F/ M002-06	YRK-1220
SF1F-01GC-P0.6 SF1M-01GC-M0.6A	AP-K2N	MKS-L	MK/SF1F/ M-01-06	APLMK SF1F/ M01-06	YRK-1230

Strip contact Model No.	Crimping machine	Applicator			
		Crimp applicator	Dies	Crimp applicator with dies	Hand tool
SF1F-21(*)-P0.6 SF1M-21(*)-M0.6A	AP-K2N	MKS-L	MK/SF1F/ M-21-06	APLMK SF1F/ M21-06	YRK-1210

Note: Finish (\*): GC...Nickel-undercoated, 0.2 μm selective gold-plated  
T... Tin-plated

· Extraction tool for J1100 series: EJ-JFAJ1100/EJ-JFAJ1100N  
· Extraction tool for J1800 series: EJ-JFAJ18

· Refer to crimping tools for details of YRK series hand crimping tools that uses a strip contact.

Note: Contact JST for fully automatic crimping applicator.

## Recognition mark

### • Plating of the contact

Each contact has a marking on its side so that the type or thickness of the plating is recognized.

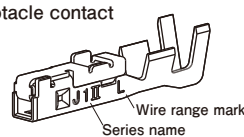
- ex. 1 ... gold-plated 0.2 μm thickness  
3 ... gold-plated 0.76 μm thickness  
5 ... tin-plated

### • Common marking on the contact and its application tools

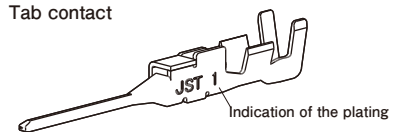
In order to avoid incorrect combination of the hand crimp tools or extraction tools and the contacts, the series name (for example J1 II) and wire range mark (M, ME, L) are shown on both the tools and the contacts.

For example J1 II M..... AWG #28 ~ #24  
ME..... AWG #24 ~ #20  
L..... AWG #22 ~ #18

Receptacle contact



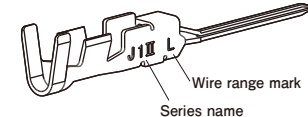
Tab contact



Receptacle contact



Tab contact

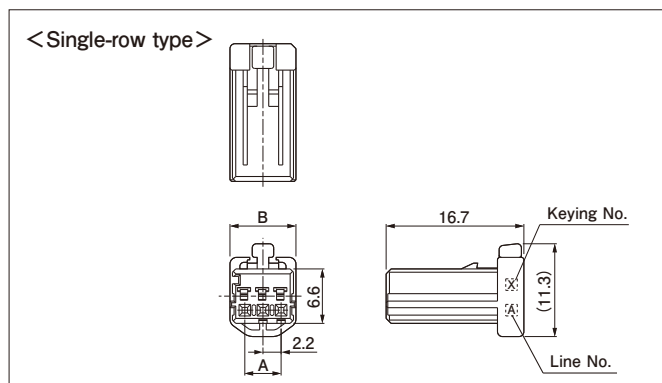


## Assembly layout

Type	Wire-to-board		Wire-to-wire
	Top entry type	Side entry type	Free hanging type
J1100 Single-row type	<p>Diagram showing the top view of the J1100 Single-row type connector. The height is 23.4 and the width is 10.6.</p>	<p>Diagram showing the side view of the J1100 Single-row type connector. The height is 11.8 and the length is 22.9.</p>	<p>Diagram showing the side view of the J1100 Single-row type connector in free hanging type. The height is 10.6 and the length is 33.2.</p>
J1100 Dual-row type	<p>Diagram showing the top view of the J1100 Dual-row type connector. The height is 23.4 and the width is 14.5.</p>	<p>Diagram showing the side view of the J1100 Dual-row type connector. The height is 15.7 and the length is 25.1.</p>	<p>Diagram showing the side view of the J1100 Dual-row type connector in free hanging type. The height is 14.5 and the length is 33.2.</p>

# J1000 SERIES/J1100

## Receptacle housing



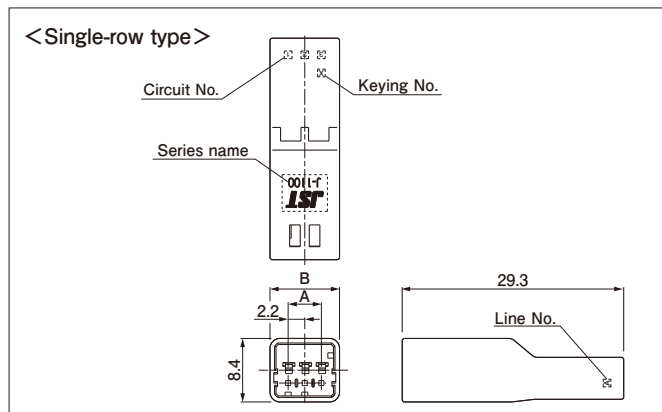
No. of circuits	Keying	Model No.	Dimensions (mm)		Q'ty/box
			A	B	
3	X	J11SF-03V-KX	4.4	8.0	1,200
	Y	J11SF-03V-KY	4.4	8.0	1,200

### Material and Finish

Glass-filled PBT, UL94V-0, black

RoHS2 compliance

## Tab housing



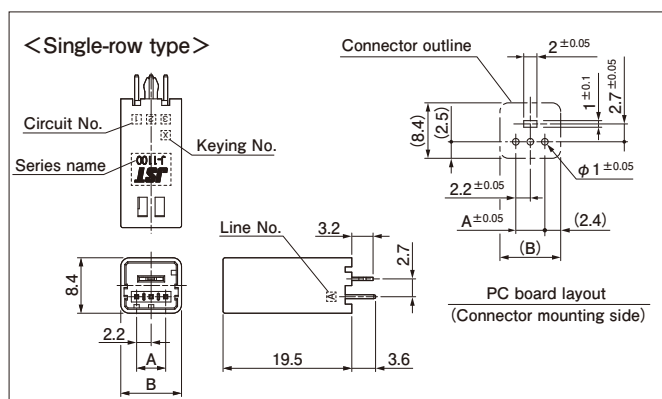
No. of circuits	Keying	Model No.	Dimensions (mm)		Q'ty/box
			A	B	
3	X	J11SFM-03V-KX	4.4	9.2	500
	Y	—	—	—	—

### Material and Finish

Glass-filled PBT, UL94V-0, black

RoHS2 compliance

## Header Top entry type



No. of circuits	Plating	Keying	Model No.	Dimensions (mm)		Q'ty/box
				A	B	
3	Gold (0.2μm)	X	B03B-J11SK-GWXR	4.4	9.2	625
		Y	B03B-J11SK-GWYR	4.4	9.2	
	Tin	X	B03B-J11SK-TXR	4.4	9.2	625
		Y	B03B-J11SK-TYR	4.4	9.2	

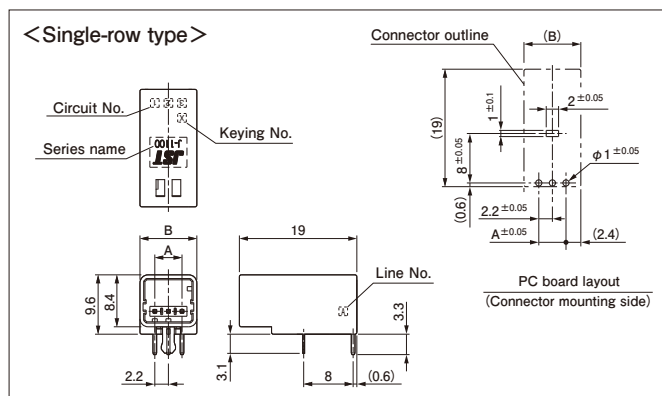
### Material and Finish

Post: Copper alloy, gold-plated, tin-plated  
Housing: Glass-filled PBT, UL94V-0, black  
Reinforcement: Copper alloy, tin-plated

RoHS2 compliance

Note: 1. Gold-plated product displays (LF) on a label.  
2. Contact JST for 0.76 μm gold-plated product.

## Header Side entry type



No. of circuits	Plating	Keying	Model No.	Dimensions (mm)		Q'ty/box
				A	B	
3	Gold (0.2μm)	X	S03B-J11SK-GWXR	4.4	9.2	600
		Y	S03B-J11SK-GWYR	4.4	9.2	
	Tin	X	S03B-J11SK-TXR	4.4	9.2	600
		Y	S03B-J11SK-TYR	4.4	9.2	

### Material and Finish

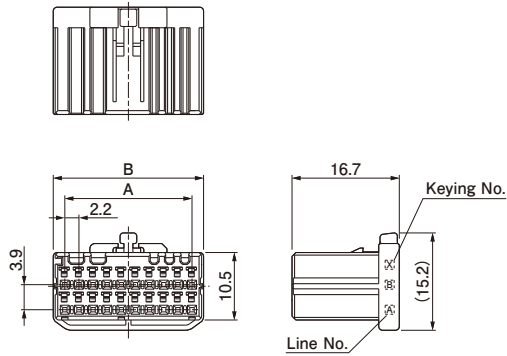
Post: Copper alloy, gold-plated, tin-plated  
Housing: Glass-filled PBT, UL94V-0, black  
Reinforcement: Copper alloy, tin-plated

RoHS2 compliance

Note: 1. Gold-plated product displays (LF) on a label.  
2. Contact JST for 0.76 μm gold-plated product.

## Receptacle housing

<Dual-row type>



No. of circuits	Keying	Model No.	Dimensions (mm)		Q'ty/box
			A	B	
6	X	J11DF-06V-KX	4.4	8.0	800
	Y	J11DF-06V-KY	4.4	8.0	800
8	X	J11DF-08V-KX	6.6	10.2	500
	Y	J11DF-08V-KY	6.6	10.2	500
12	X	J11DF-12V-KX	11.0	14.6	400
	Y	J11DF-12V-KY	11.0	14.6	400
20	X	J11DF-20V-KX	19.8	23.4	250
	Y	J11DF-20V-KY	19.8	23.4	250
22	X	* J11DF-22V-KX	22.0	25.6	250
	Y	* J11DF-22V-KY	22.0	25.6	250
26	X	* J11DF-26V-KX	26.4	30.0	200
	Y	* J11DF-26V-KY	26.4	30.0	200
30	X	* J11DF-30V-KX	30.8	34.4	180
	Y	* J11DF-30V-KY	30.8	34.4	180

### Material and Finish

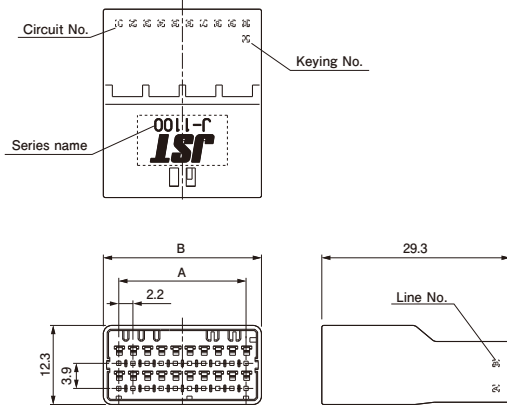
Glass-filled PBT, UL94V-0, black

RoHS2 compliance

Note: \* Marked products are unlisted in UL.

## Tab housing

<Dual-row type>



No. of circuits	Keying	Model No.	Dimensions (mm)		Q'ty/box
			A	B	
6	X	J11DFM-06V-KX	4.4	9.2	400
	Y	J11DFM-06V-KY	4.4	9.2	400
8	X	J11DFM-08V-KX	6.6	11.4	300
	Y	—	—	—	—
12	X	J11DFM-12V-KX	11.0	15.8	200
	Y	—	—	—	—
20	X	J11DFM-20V-KX	19.8	24.6	150
	Y	—	—	—	—
26	X	* J11DFM-26V-KX	26.4	31.2	120
	Y	* J11DFM-26V-KY	26.4	31.2	120

### Material and Finish

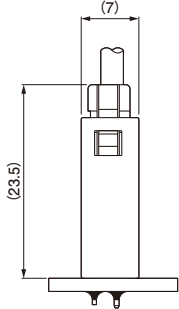
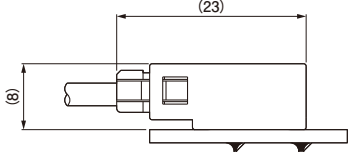
Glass-filled PBT, UL94V-0, black

RoHS2 compliance

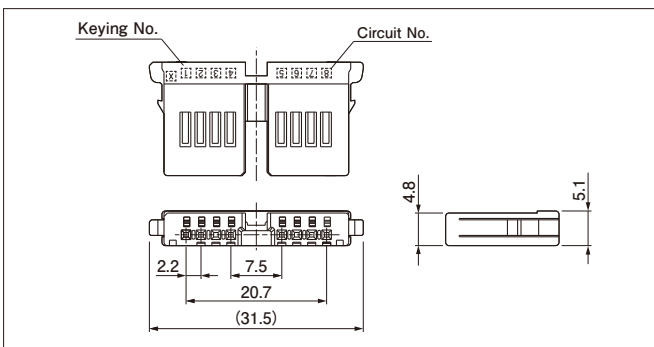
Note: \* Marked products are unlisted in UL.



## Assembly layout

Type	Wire-to-board	
	Top entry type	Side entry type
Single-row type		

## Receptacle housing



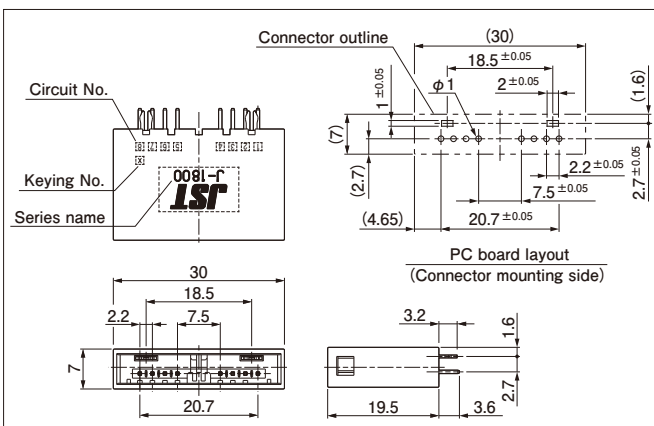
No. of circuits	Keying	Model No.	Q'ty/box
8	X	J18SF-08V-KX	450
	Y	—	—

### Material and Finish

Glass-filled PBT, UL94V-0, black

RoHS2 compliance

## Header Top entry type



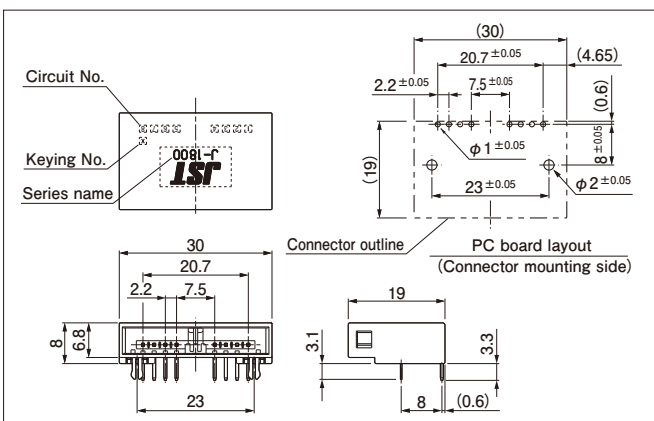
No. of circuits	Keying	Model No.	Q'ty/box
8	X	B08B-J18SK-TXR	245
	Y	—	—

### Material and Finish

Post: Copper alloy, tin-plated  
Housing: Glass-filled PBT, UL94V-0, black  
Reinforcement: Copper alloy, tin-plated

RoHS2 compliance

## Header Side entry type



No. of circuits	Keying	Model No.	Q'ty/box
8	X	S08B-J18SK-TXR	220
	Y	—	—

### Material and Finish

Post: Copper alloy, tin-plated  
Housing: Glass-filled PBT, UL94V-0, black  
Reinforcement: Copper alloy, tin-plated

RoHS2 compliance



# JFA CONNECTOR/J1000 SERIES

## Model number allocation

### Receptacle contact

**S F1 F - 21 T - P 0.6**

Form: S...Strip form

Series name

Kind of terminal: F...Receptacle contact

Applicable wire: 002...AWG #28 ~ AWG #24  
01...AWG #24 ~ AWG #20  
21...AWG #22 ~ AWG #18

Surface finish: GC...Nickel-undercoated, selective gold-plated (0.2 μm)  
GI...Nickel-undercoated, selective gold-plated (0.76 μm)  
T...Tin-plated

Material: P...Copper alloy

Terminal size

### Tab contact

**S F1 M - 21 T - M 0.6 A**

Form: S...Strip form

Series name

Kind of terminal: M...Tab contact

Applicable wire: 002...AWG #28 ~ AWG #24  
01...AWG #24 ~ AWG #20  
21...AWG #22 ~ AWG #18

Surface finish: GC...Nickel-undercoated, selective gold-plated (0.2 μm)  
GI...Nickel-undercoated, selective gold-plated (0.76 μm)  
T...Tin-plated

Material: M...Copper alloy

Terminal size

Sub model number

### Receptacle housing

**J11 DF - 06 V - K X**

Series name

Type of connector: SF...Single-row type  
DF...Dual-row type

Circuits: 3, 6, 8, 12, 20, 22, 26, 30

Flammability: V...UL94V-0

Color indication: K...Black

Keying: X...X-Keying, Y...Y-Keying

### Tab housing

**J11 DFM - 06 V - K X**

Series name

Type of connector: SFM...Single-row type  
DFM...Dual-row type

Circuits: 3, 6, 8, 12, 20, 26

Flammability: V...UL94V-0

Color indication: K...Black

Keying: X...X-Keying, Y...Y-Keying

### Header

**B 06 B - J11 D K - T X R**

PC board mounting direction:  
B...Top entry type  
S...Side entry type

Circuits: 3, 6, 8, 12, 20, 22, 26, 30

Shape of assembled product

Series name

Rows: S...Single-row, D...Dual-row

Color indication: K...Black

Surface finish: GW...Nickel-undercoated, selective gold-plated (0.2 μm)  
GZ...Nickel-undercoated, selective gold-plated (0.76 μm)  
T...Tin-plated

Keying: X...X-Keying, Y...Y-Keying

Packaging form: R...Tray

## X-ON Electronics

Largest Supplier of Electrical and Electronic Components

*Click to view similar products for [Headers & Wire Housings](#) category:*

*Click to view products by [JST](#) manufacturer:*

Other Similar products are found below :

[0015917161](#) [0022155065](#) [57102-F02-18ULF](#) [58102-G61-06LF](#) [582553-1](#) [01.001.5753.1](#) [0050291907](#) [02.125.8002.8](#) [609-3404](#) [61062-3](#)  
[CSU011177004](#) [622-0430](#) [622-3653LF](#) [63453-116](#) [636-1030](#) [636-1427](#) [636-3427](#) [636-4007](#) [641938-9](#) [65495-038](#) [65692-001LF](#) [65781-018](#)  
[65781-047](#) [65817-010LF](#) [65817-015LF](#) [67095-007LF](#) [67601157](#) [68631-112](#) [68645-018](#) [699319-000](#) [70.362.1628.0](#) [70-4210](#) [70-4226B](#) [70-](#)  
[4853B](#) [71.350.2428.0](#) [733-134](#) [733-162](#) [MHR-64-VUAL](#) [80.063.4001.1](#) [800-90-001-10-001000](#) [801-43-002-10-013000](#) [801-43-006-10-](#)  
[002000](#) [803-43-024-10-001000](#) [803-93-012-10-001000](#) [8-1437020-4](#) [819-22-004-30-001101](#) [820-22-006-30-001101](#) [820-22-008-30-001101](#)  
[821-22-002-10-001101](#) [821-22-003-10-002101](#)