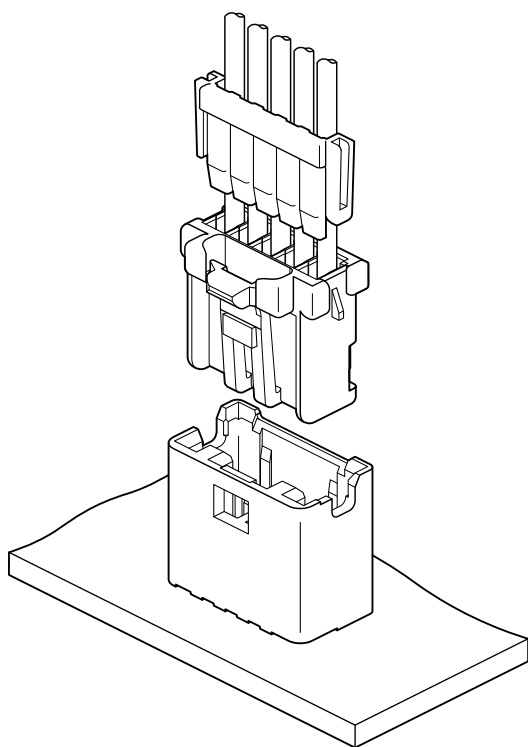


PNI CONNECTOR

2.0 mm pitch/Disconnectable Crimp style connectors



This is a 2.0 mm pitch wire-to-board connector, having incomplete mating prevention mechanism.

- Inertial lock structure
- Finger-friendly design
- Secure locking structure

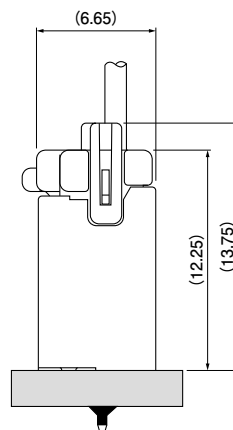
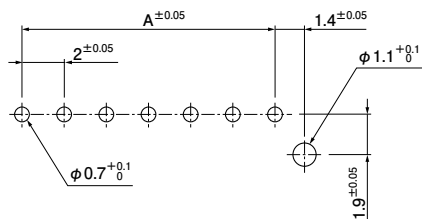
Specifications

- Current rating: 3 A AC/DC (AWG #22)
 - Voltage rating: 100 V AC/DC
 - Temperature range: -25°C to +85°C
(including temperature rise in applying electrical current)
 - Contact resistance: Initial value/ 10 mΩ max.
After environmental tests/ 20 mΩ max.
 - Insulation resistance: 1,000 MΩ min.
 - Withstanding voltage: 800 VAC/minute
 - Applicable wire: Conductor size/ AWG #28 to #22
Insulation O.D./ 0.76 to 1.5 mm
 - Applicable PC board thickness: 1.6 mm
- * In using the products, refer to "Handling Precautions for Terminals and Connectors" described on our website (Technical documents of Product information page).
- * RoHS2 compliance
- * Dimensional unit: mm
- * Contact JST for details.

Standards

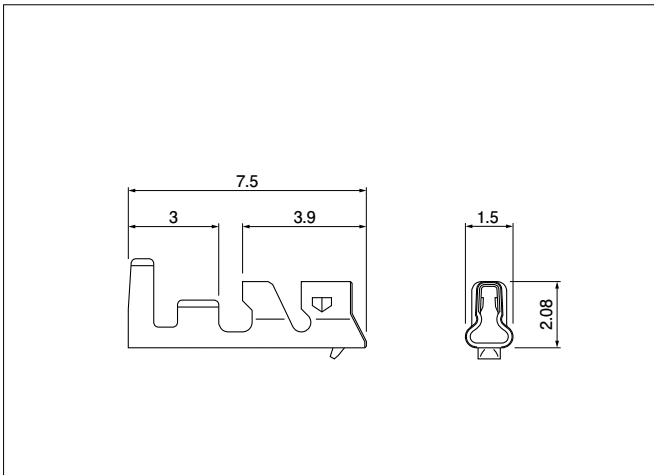
Recognized E60389

PC board layout and Assembly layout



- Note: 1. The above figure is the figure viewed from the connector mounting side.
2. Tolerances are non-cumulative: ± 0.05 mm for all centers.
3. Hole dimensions differ according to the type of PC board and piercing method.
The dimensions above should serve as a guideline. Contact JST for details.

Contact



Model No.	Applicable wire		Insulation O.D. (mm)	Q'ty/reel
	mm ²	AWG #		
SPND-001T-C0.5	0.13~0.33	26~22	1.0~1.5	8,000
SPND-002T-C0.5	0.08~0.22	28~24	0.76~1.5	8,000

Material and Finish

Copper alloy, tin-plated (reflow treatment)

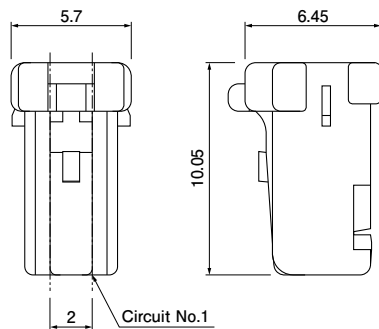
RoHS2 compliance

Contact	Crimping machine	Applicator		
		Crimp applicator	Dies	Crimp applicator with dies
SPND-001T-C0.5	AP-K2N	MKS-L	MK/SPND-001-05	APLMK SPND001-05
SPND-002T-C0.5			MK/SPAD/ND-002-05	APLMK SPAD/ND002-05

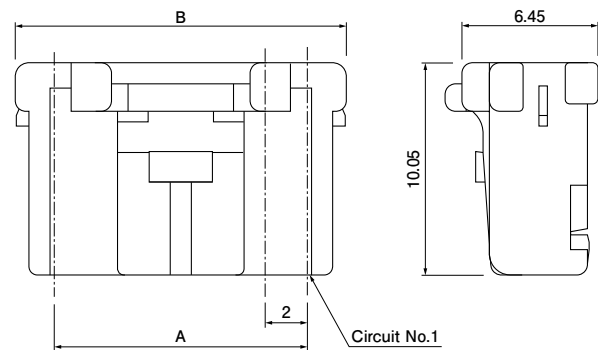
Note: Contact JST for fully automatic crimping applicator.

Housing

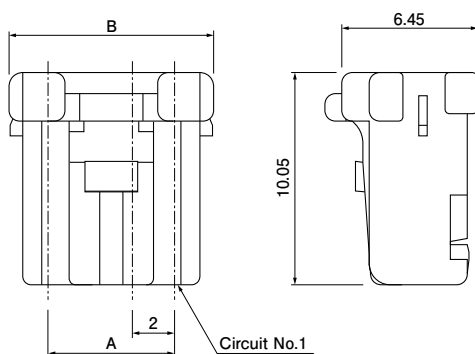
<2 circuits>



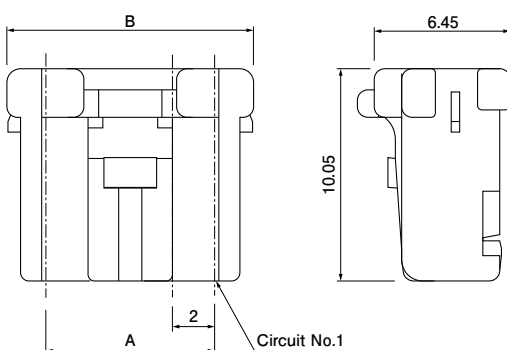
<7 to 10 circuits>



<3, 4 circuits>



<5, 6 circuits>



No. of circuits	Model No.	Dimensions (mm)		Q'ty/bag
		A	B	
2	PNIRP-02V-S	—	5.7	1,000
3	PNIRP-03V-S	4.0	7.7	1,000
4	PNIRP-04V-S	6.0	9.7	1,000
5	PNIRP-05V-S	8.0	11.7	1,000
6	PNIRP-06V-S	10.0	13.7	1,000
7	PNIRP-07V-S	12.0	15.7	1,000
8	PNIRP-08V-S	14.0	17.7	1,000
9	PNIRP-09V-S	16.0	19.7	1,000
10	PNIRP-10V-S	18.0	21.7	1,000

Material and Finish

Glass-filled PBT, UL94V-0, natural (white)

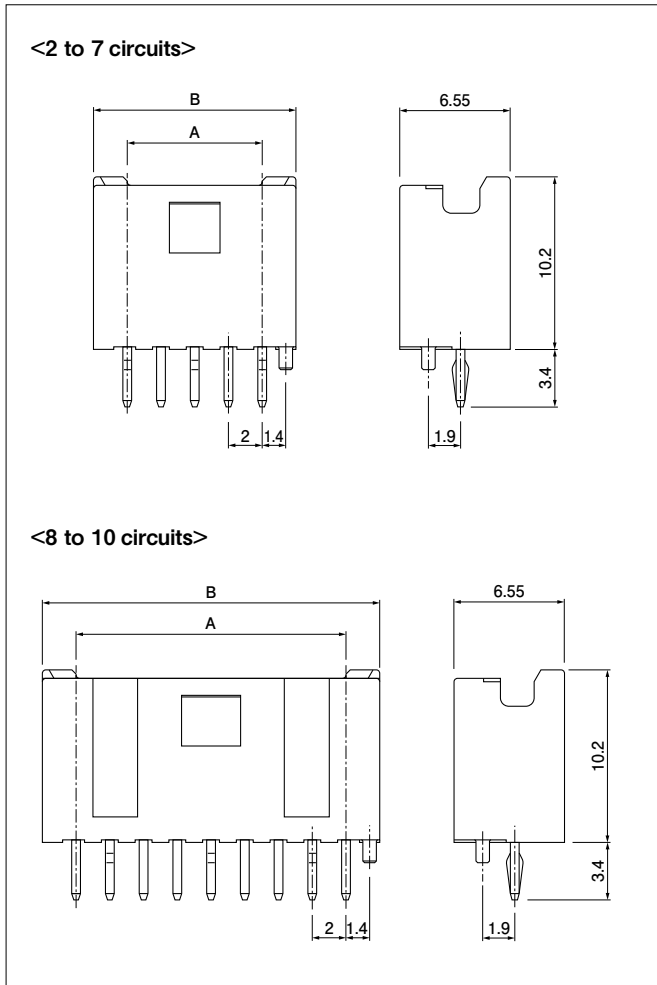
RoHS2 compliance

<For reference> As the color identification, the following alphabet shall be put in the underlined part. For availability, delivery and minimum order quantity, contact JST.

ex. **PNIRP-02V-S**
 S...natural (white) M...green R...red E...blue H...gray
 LG...light green K...black Y...yellow

PNI CONNECTOR

Shrouded header



Glass-filled PBT

No. of circuits	Model No. With boss	Dimensions (mm)		Q'ty/ box
		A	B	
2	B02B-PNISK-1	2.0	6.0	1,000
3	B03B-PNISK-1	4.0	8.0	1,000
4	B04B-PNISK-1	6.0	10.0	500
5	B05B-PNISK-1	8.0	12.0	500

Material and Finish

Post: Copper alloy, copper-undercoated, tin-plated (reflow treatment)
Wafer: Glass-filled PBT, UL94V-0, natural (white)

RoHS2 compliance This product displays (LF)(SN) on a label.

Glass-filled PA 66

No. of circuits	Model No. With boss	Dimensions (mm)		Q'ty/ box
		A	B	
2	B02B-PNISK-1A	2.0	6.0	1,000
3	B03B-PNISK-1A	4.0	8.0	1,000
4	B04B-PNISK-1A	6.0	10.0	500
5	B05B-PNISK-1A	8.0	12.0	500
6	B06B-PNISK-1A	10.0	14.0	350
7	B07B-PNISK-1A	12.0	16.0	300
8	B08B-PNISK-1A	14.0	18.0	250
9	B09B-PNISK-1A	16.0	20.0	250
10	B10B-PNISK-1A	18.0	22.0	250

Material and Finish

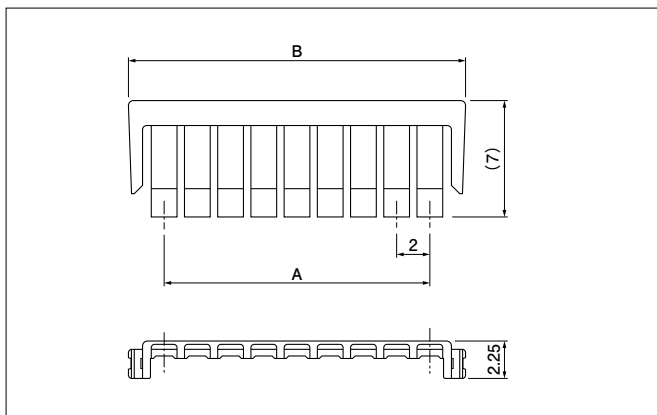
Post: Copper alloy, copper-undercoated, tin-plated (reflow treatment)
Wafer: Glass-filled PA 66, UL94V-0, natural (white)

RoHS2 compliance This product displays (LF)(SN) on a label.

<For reference> As the color identification, the following alphabet shall be put in the underlined part. For availability, delivery and minimum order quantity, contact JST.

- ex. **B02B-PNISK-1**
S...natural (white) M...green R...red E...blue H...gray
K...black
- ex. **B02B-PNISK-1A**
S...natural (white) M...green R...red E...blue H...gray
LG...light green Y...yellow

Retainer



No. of circuits	Model No.	Dimensions (mm)		Q'ty/ bag
		A	B	
2	PNIS-02V	2.0	6.3	1,000
3	PNIS-03V	4.0	8.3	1,000
4	PNIS-04V	6.0	10.3	1,000
5	PNIS-05V	8.0	12.3	1,000
6	PNIS-06V	10.0	14.3	1,000
7	PNIS-07V	12.0	16.3	1,000
8	PNIS-08V	14.0	18.3	1,000
9	PNIS-09V	16.0	20.3	1,000
10	PNIS-10V	18.0	22.3	1,000

Material and Finish

Glass-filled PA 66, UL94V-0, natural (ivory)

RoHS2 compliance

X-ON Electronics

Largest Supplier of Electrical and Electronic Components

Click to view similar products for [Headers & Wire Housings](#) category:

Click to view products by [JST](#) manufacturer:

Other Similar products are found below :

[57102-F02-18ULF](#) [58102-G61-06LF](#) [0009485154](#) [009176003701906](#) [0050291907](#) [02.125.8002.8](#) [609-3404](#) [61062-3](#) [622-0430](#) [622-3653LF](#)
[63453-116](#) [636-1030](#) [636-1427](#) [636-3427](#) [636-4007](#) [641938-9](#) [644827-2](#) [65495-038](#) [65692-001LF](#) [65781-018](#) [65781-047](#) [65817-010LF](#)
[65817-015LF](#) [66207-023LF](#) [67016-026LF](#) [67095-007LF](#) [68631-112](#) [68645-018](#) [68648-049](#) [699319-000](#) [70.362.1628.0](#) [70-4210](#) [70-4226B](#)
[70-4853B](#) [707-5020](#) [707-5028](#) [71.350.2428.0](#) [71961-016LF](#) [733-134](#) [754199-000](#) [760-3052](#) [787-8014-00](#) [FCN-367T-T012/H](#) [80.063.4001.1](#)
[800-90-010-10-002000](#) [801-43-002-10-013000](#) [801-43-006-10-002000](#) [803-41-018-10-001000](#) [803-43-014-20-001000](#) [803-43-024-10-001000](#)