



# JM CONNECTOR

Jumper connectors

## Standard type

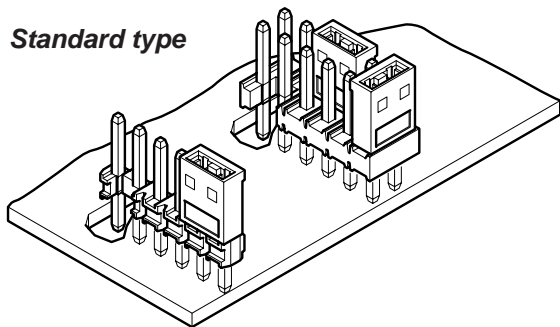


## Grooved type

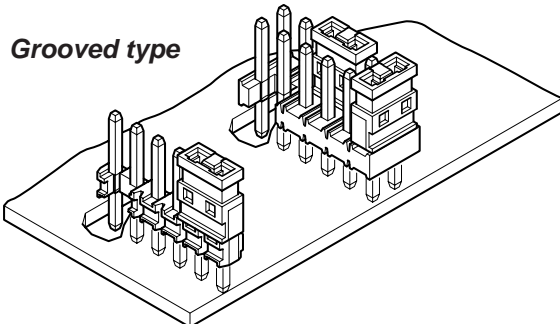


**This is a two-circuit jumper connector suited for changing or switching circuits on printed circuit boards without using DIP switches. It is compact and light, thus can be mounted on printed circuit boards without interfering with the placement of other components. The connector is easy to use, low in cost, and has a wide range of applications in industrial and consumer products.**

### Standard type



### Grooved type



## Features

### • Stackable

This connector is stackable in both directions.

### • Low profile

This connector measures 8.5 mm high after mounting.

The receptacle is 6.0 mm high.

### • High reliability

Each contact makes an electrical connection with its mating header post at two points. This redundancy ensures continuity even under adverse environmental conditions.

### • Through style

The receptacle allows the mating post to pass completely through and measures 6.0 mm in height. It is suited for various headers having posts measuring 6.0 mm or more in height.

### • Provides convenient test points

Provides extra test points where circuits can be checked without the disassembly of components.

## Specifications

- Current rating: 3 A AC, DC
- Voltage rating: 250 V AC, DC
- Temperature range: -55°C to +125°C  
(including temperature rise in applying electrical current)
- Contact resistance: Initial value/ 20 mΩ max.  
After environmental tests/ 30 mΩ max.
- Insulation resistance: 1,000 MΩ min.
- Withstanding voltage: 800 VAC/minute
- Applicable PC board thickness: 1.2 to 1.6 mm
- Number of circuits: RE header 2 to 30  
RF header 2 to 60 (even numbers only)

\* Refer to "General Instruction and Notice when using Terminals and Connectors" at the end of this catalog.

\* Contact JST for details.

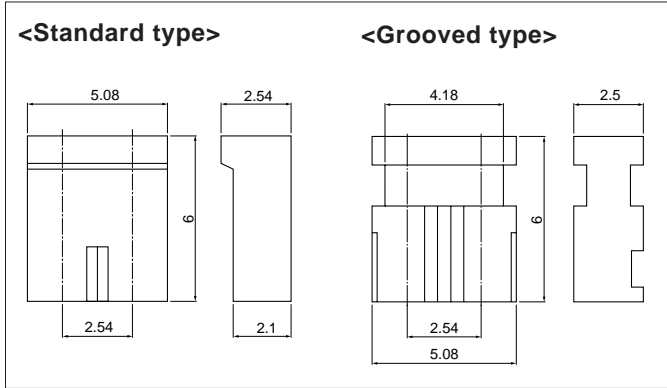
\* Compliant with RoHS.

## Standards

Recognized E60389

Certified LR20812

## Receptacle



Type	Model No.	Finish	Color	Q'ty/box
Standard	JM-2BK-61	Nickel-undercoated, Mating part; gold-plated 0.1 micron min.	Black	5,000
	JM-2BL-63	Nickel-undercoated, Mating part; gold-plated 0.4 micron min.	Blue	
	JM-2R-64	Nickel-undercoated, Mating part; gold-plated 0.76 micron min.	Red	
	JM-2W-96	Copper-undercoated, tin-plated (reflow treatment)	Natural	
Grooved	*JM-T2W-61B	Nickel-undercoated, Mating part; gold-plated 0.1 micron min.	White	

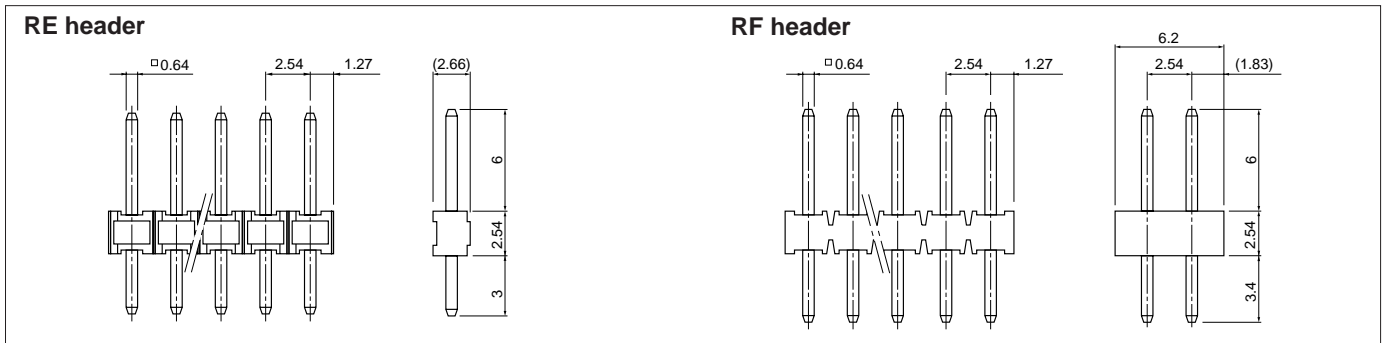
### Material

Contact: Phosphor bronze  
Housing: PBT, UL94V-0

### RoHS compliance

Note: 1. \*Marked product is not approved by UL/CSA .  
2. Contact JST for special products.

## Header



### Gold-plated product

Model No.	Material		Finish
	Wafer	Post	
RE-H( )2TD-1130	PBT, UL94V-0, black	Brass	Nickel-undercoated, gold-plated
RF-H( )2TD-1130			

### RoHS compliance

Note: 1. A two-digit number (RE header: 02 to 30 or RF header: 02 to 60 even numbers only) representing the number of circuits should be inserted in (\*).  
2. Special headers and side-entry type RE and RF headers are also available. For details, refer to pages RE series and RF series.

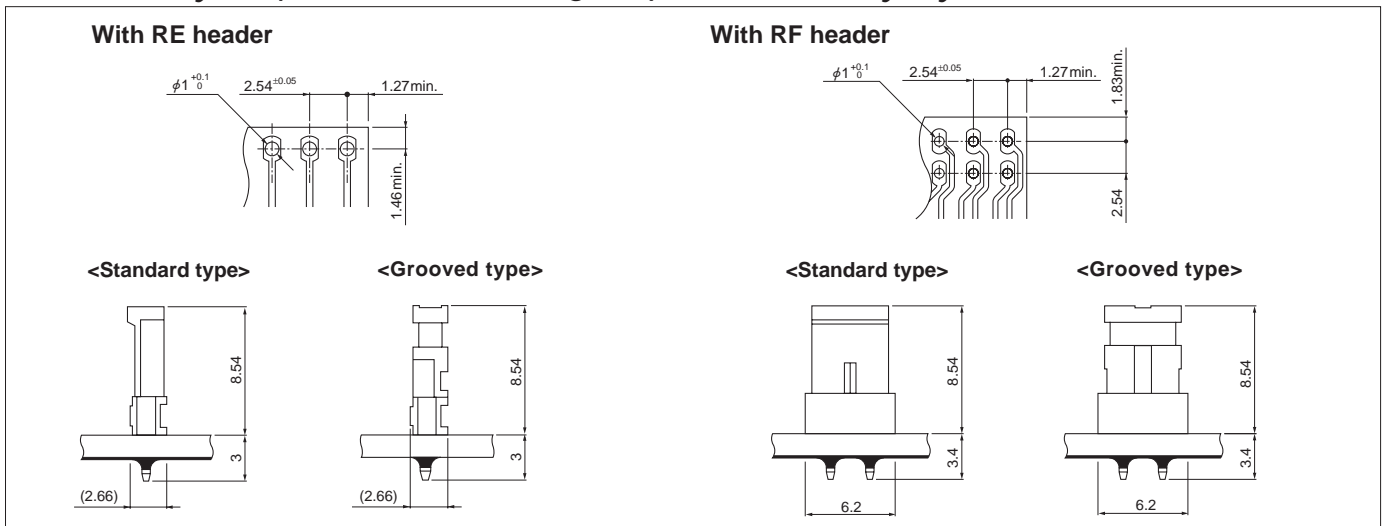
### Tin-plated product

Model No.	Material		Finish
	Wafer	Post	
RE-H( )2TD-1190	PBT, UL94V-0, black	Brass	Copper-undercoated, tin-plated (reflow treatment)
RF-H( )2TD-1190			

### RoHS compliance

This product displays (LF)(SN) on a label.

## PC board layout (viewed from soldering side) and Assembly layout



Note: 1. Tolerances are non-cumulative:  $\pm 0.05$  mm for all centers.

2. Hole dimensions differ according to the type of PC board and piercing method. The dimensions above should serve as a guideline. Contact JST for details.

## X-ON Electronics

Largest Supplier of Electrical and Electronic Components

*Click to view similar products for [Headers & Wire Housings](#) category:*

*Click to view products by [JST](#) manufacturer:*

Other Similar products are found below :

[57102-F02-18ULF](#) [58102-G61-06LF](#) [0009485154](#) [009176003701906](#) [0050291907](#) [02.125.8002.8](#) [609-3404](#) [61062-3](#) [622-0430](#) [622-3653LF](#)  
[63453-116](#) [636-1030](#) [636-1427](#) [636-3427](#) [636-4007](#) [641938-9](#) [644827-2](#) [65495-038](#) [65692-001LF](#) [65781-018](#) [65781-047](#) [65817-010LF](#)  
[65817-015LF](#) [66207-023LF](#) [67016-026LF](#) [67095-007LF](#) [68631-112](#) [68645-018](#) [68648-049](#) [699319-000](#) [70.362.1628.0](#) [70-4210](#) [70-4226B](#)  
[70-4853B](#) [707-5020](#) [707-5028](#) [71.350.2428.0](#) [71961-016LF](#) [733-134](#) [754199-000](#) [760-3052](#) [787-8014-00](#) [FCN-367T-T012/H](#) [80.063.4001.1](#)  
[800-90-001-10-001000](#) [800-90-010-10-002000](#) [801-43-002-10-013000](#) [801-43-006-10-002000](#) [803-41-018-10-001000](#) [803-43-014-20-](#)  
[001000](#)