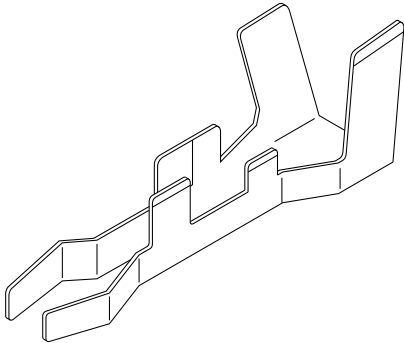




SIN TERMINAL

Single-circuit/Board-in Crimp style terminals



It is time consuming to directly solder the many wires that are required on densely packed printed circuit boards.

The SIN terminal is crimped to a wire, inserted into a hole in a printed circuit board, then soldered. Solderability is enhanced because solder does not enter the wire, thus ensuring a safe and secure connection.

This terminal is ideal for permanent connection of jumper wires onto a printed circuit board or for connection to external circuits.

Specifications

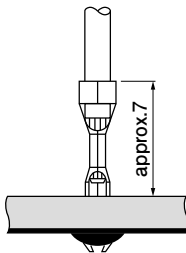
- Current rating: Depends on applicable wires
- Temperature range: -25°C to +85°C
(including temperature rise in applying electrical current)
- Applicable wire: AWG #30 to #10
- * In using the products, refer to "Handling Precautions for Terminals and Connectors" described on our website (Technical documents of Product information page).
- * RoHS2 compliance
- * Dimensional unit: mm
- * Contact JST for details.

Standards

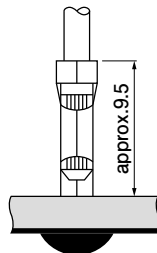
- TM Recognized E60389
- SE Certified LR20812

Assembly layout

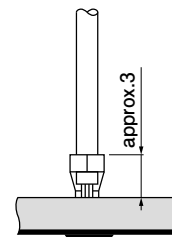
SIN-001T-1.2B



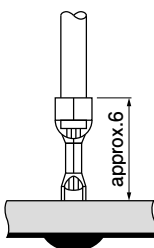
SIN-21T-1.8



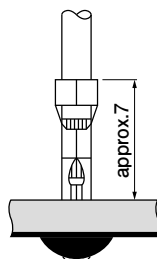
SIN-002T-1.0
SIN-002T-1.2N



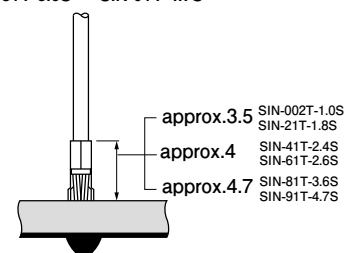
SIN-001T-1.2
SIN-01T-1.2



SIN-01T-1.8
SIN-01T-1.8N

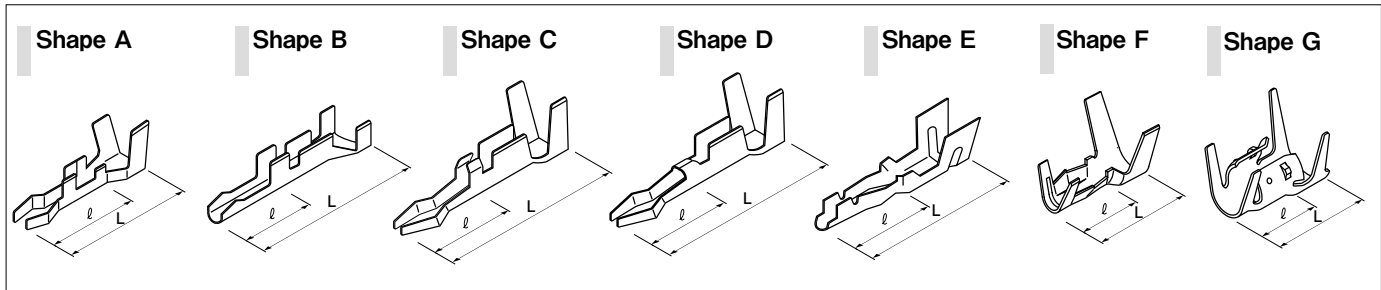


SIN-002T-1.0S SIN-41T-2.4S
SIN-21T-1.8S SIN-61T-2.6S
SIN-81T-3.6S SIN-91T-4.7S



SIN TERMINAL

Terminal



Model No.	Shape	Applicable wire		Insulation O.D. (mm)	L (mm)	ℓ (mm)	Applicable PCB		Q'ty/reel	Material and Finish
		mm ²	AWG #				Thickness (mm)	Hole diameter (mm)		
SIN-002T-1.0	A	0.08~0.13	28~26	0.8~1.3	5.8	3.1	1.6	1.0 ±0.05	9,000	Brass, tin-plated (reflow treatment)
SIN-002T-1.2N		0.08~0.13	28~26	0.9~1.4	6.0	3.3		1.2 ±0.05	9,000	
SIN-01T-1.8	C	0.13~0.5	26~20	1.2~2.5	10.0	3.55		1.8 ^{+0.1} / ₀	7,000	
SIN-001T-1.2B	D	0.05~0.22	30~24	0.9~1.5	10.0	3.5		1.2 ±0.05	11,000	
SIN-21T-1.8		0.30~0.83	22~18	1.7~3.8	12.6	3.6		1.8 ^{+0.1} / ₀	3,000	
SIN-002T-1.0S	E	0.08~0.13	28~26	0.8~1.3	7.0	3.5		1.2~1.6	1.0 ±0.05	
*SIN-21T-1.8S	F	0.30~0.83	22~18	1.5~3.0	7.6	4.1	1.6	1.8 ^{+0.1} / ₀	4,500	
*SIN-41T-2.4S		0.83~1.31	18,16	2.8~3.4	8.3	4.3		2.4 ±0.05	3,000	
*SIN-61T-2.6S		2.0	14	3.4~3.8	8.3	4.3		2.5 ^{+0.1} / ₀	3,000	
*SIN-81T-3.6S		3.3	12	4.0~4.2	9.2	4.5		3.55 ±0.05	2,000	
*SIN-91T-4.7S	G	3.3~5.5	12,10	4.0~4.9	9.4	4.7	1.6	4.7 ±0.05	2,000	
SIN-001T-1.2	B	0.05~0.15	30~26	0.8~1.4	9.1	3.05	1.2	(1.20)	7,500	Brass, copper-undercoated, tin-plated
SIN-01T-1.2		0.2 ~0.5	24~20	1.5~2.3	9.1	3.05		5,000		
SIN-01T-1.8N	C	0.13~0.5	26~20	1.2~2.5	10.0	3.55	1.6	1.8 ^{+0.1} / ₀	7,000	

RoHS2 compliance

Note: 1. The SIN-01T-1.8N terminal requires less force for insertion into a PC board.

2. *marked terminals are for the use of larger wires (Wire conductors are to be soldered). Contact JST for the details of regarding specifications.

3. Hole dimensions may differ according to the type of PC board and piercing method.

Contact	Crimping machine	Applicator		
		Crimp applicator	Dies	Crimp applicator with dies
SIN-002T-1.0	AP-K2N	MKS-L	MK/SIN-002-10	APLMK SIN002-10
SIN-001T-1.2			MK/SIN-001-12	APLMK SIN001-12
SIN-01T-1.2			MK/SIN-01-12	APLMK SIN01-12
SIN-01T-1.8(N)			MK/SIN-01-18	APLMK SIN01-18
SIN-001T-1.2B			MK/SIN-001-12B	APLMK SIN001-12B
SIN-002T-1.2N			MK/SIN-002-12N	APLMK SIN002-12N

Note: Contact JST for fully automatic crimping applicator.

Contact	Crimping machine	Applicator			
		Crimp applicator	Dies	Crimp applicator with dies	
SIN-21T-1.8	AP-K2N	MKS-L	MK/SIN-21-18	APLMK SIN21-18	
SIN-002T-1.0S		MKS-L-IN	MK/SIN-002-10S	APLMK SIN002-10S	
SIN-21T-1.8S		MKS-L-SIN	MKS-L-SIN	MK/SIN-21-18S	APLMK SIN21-18S
SIN-41T-2.4S				MK/SIN-41-24S	APLMK SIN41-24S
SIN-61T-2.6S		MKS-L-SIN3	MKS-L-SIN3	MK/SIN-61-26S	APLMK SIN61-26S
SIN-81T-3.6S				MK/SIN-81-36S	APLMK SIN81-36S
SIN-91T-4.7S				MK/SIN-91-47S	APLMK SIN91-47S

Note: Contact JST for fully automatic crimping applicator.

X-ON Electronics

Largest Supplier of Electrical and Electronic Components

Click to view similar products for [Terminals](#) category:

Click to view products by [JST](#) manufacturer:

Other Similar products are found below :

[HT-13-10](#) [71M-250-32-NB](#) [01-2065-1-0216](#) [00581P0075](#) [M10-10RX](#) [M10BCK](#) [60205-1](#) [604200-1](#) [60598-1-CUT-TAPE](#) [60617-1-C](#) [60873-1](#) [M14-516R/SK](#) [M14-6RSX](#) [M18-10FLX](#) [M18-8FBX](#) [M18-8R/LX](#) [M18BCK](#) [61314-6-C](#) [61-S](#) [61-SN-A](#) [62-NBM-A](#) [63-S](#) [640179-1](#) [640917-2-CUT-TAPE](#) [6501550002](#) [66107-2-C](#) [66107-4-C](#) [696683-1](#) [696834-1](#) [696861-1](#) [696931-1](#) [696999-1](#) [M8-516RK](#) [M86700006](#) [MA250DMFMX-A](#) [701-2007](#) [701-2307](#) [701-7761-03](#) [70F-110-32-PB](#) [718-N-A](#) [71M-187-20-NBL](#) [71M-250-32-NBL](#) [72F-187-20-NBL](#) [72M-250-32-NBL](#) [7310](#) [73F-250-32](#) [73F-250-32-NBL](#) [73F-250-32-NL](#) [F14-10C](#) [F-1M](#)