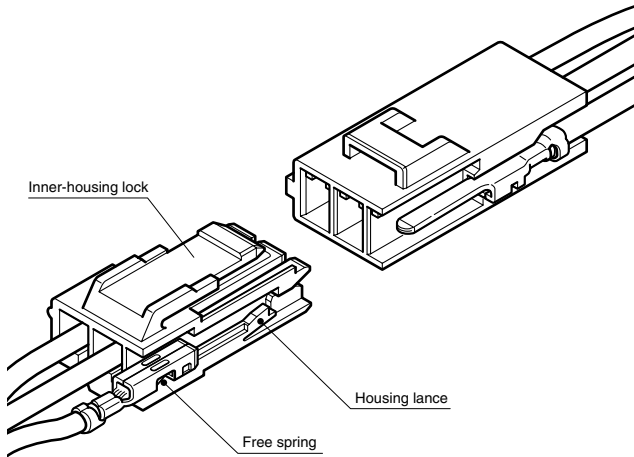


SL CONNECTOR

3.96mm pitch/Disconnectable Crimp style Wire-to-wire connectors



- Low insertion force contact
- Housing lance
- Inner-housing lock

Specifications

- Current rating: 7A AC, DC max.
- Voltage rating: 300V AC, DC max.
- Temperature range: -25°C to +90°C
(including temperature rise in applying electrical current)
- Contact resistance: Initial value/7m Ω max.
After environmental testing/10m Ω max.
- Insulation resistance: 1,000M Ω min.
- Withstanding voltage: 1,500V AC/minute
- Applicable wire: AWG #26 to #18
0.13 to 0.75mm²
- * Compliant with RoHS.
- * Refer to "General Instruction and Notice when using Terminals and Connectors" at the end of this catalog.
- * Contact JST for details.

Note: The current rating varies depending on the number of circuits and the wire size used in each connector. The table below lists the current rating as a function of the number of circuits and the wire size.

Current unit: A

Circuits	Wire size (AWG)				
	#18	#20	#22	#24	#26
1	7	5	4	3	2
2	7	5	4	3	2
3	6	4	4	3	2
4	6	4	4	3	2
6	6	4	4	3	2

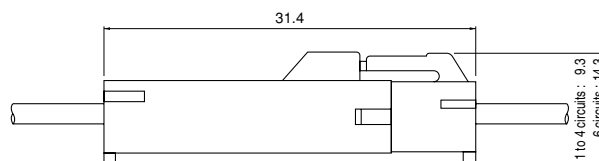
Standards

Recognized E60389

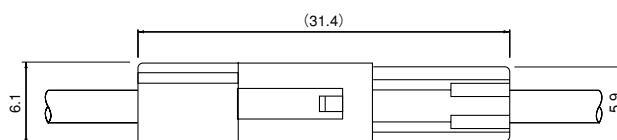
Certified LR20812

R9351104

Assembly layout



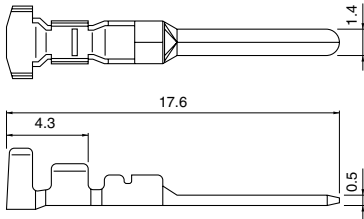
Both side lock product



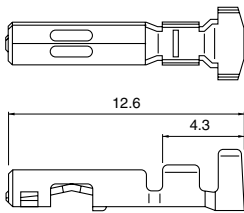
SL CONNECTOR

Contact

Pin contact



Socket contact



Model No.		Applicable wire		Insulation O.D. (mm)	Q'ty / reel
Pin contact	Socket contact	mm ²	AWG #		
SSM-01T-P1.4	SSF-01T-P1.4	0.13~0.5	26~20	1.3~2.5	6,000
SSM-21T-P1.4	SSF-21T-P1.4	0.3 ~0.75	22~18	1.5~2.5	

Material and Finish

Phosphor bronze, tin-plated (reflow treatment)

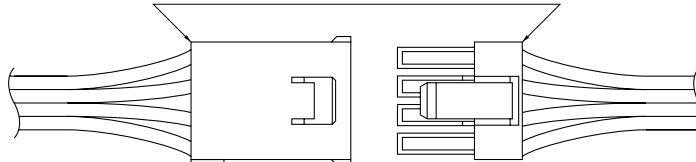
RoHS compliance

Note: Contact JST for special products.

Contact	Crimping machine	Applicator		
		Crimp applicator	Dies	Crimp applicator with dies
SSM-01T-P1.4	AP-K2N	MKS-L	MK/SSF/M-01-14	APLMK SSF/M01-14
SSF-01T-P1.4		—	—	—
SSM-21T-P1.4		MKS-L	MK/SSF/M-21-14	APLMK SSF/M21-14
SSF-21T-P1.4		—	—	—

Contact position location numbers

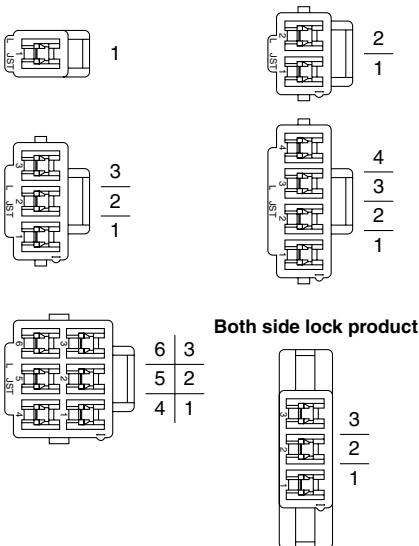
Contact position numbers are stamped



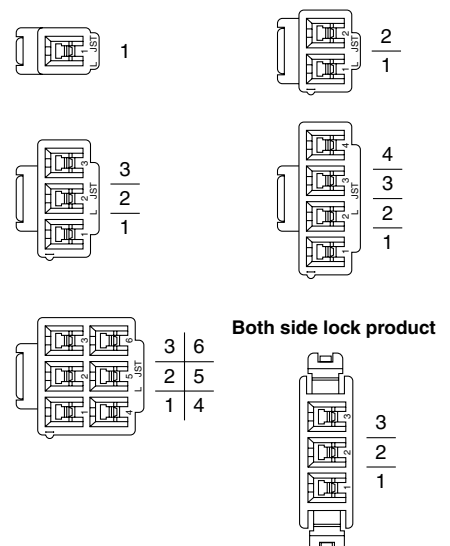
Receptacle housing

Plug housing

Receptacle housing



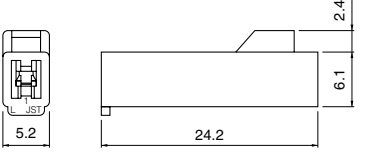
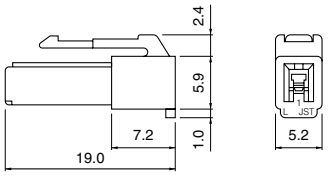
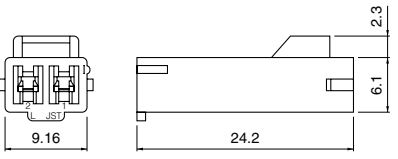
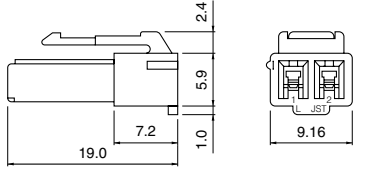
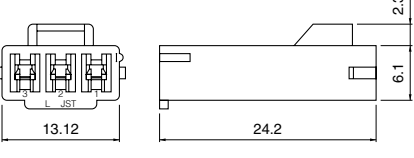
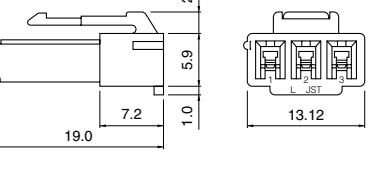
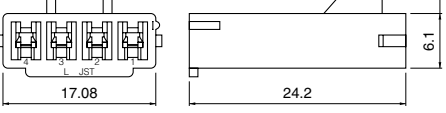
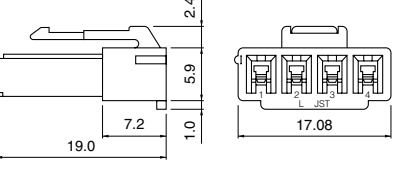
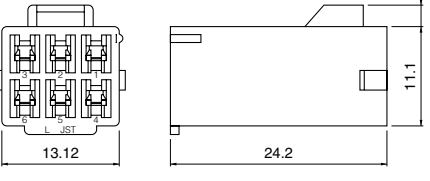
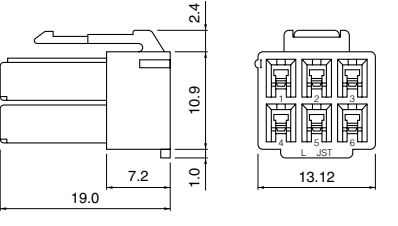
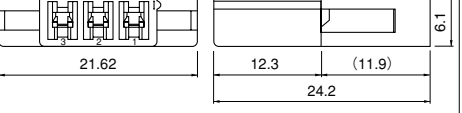
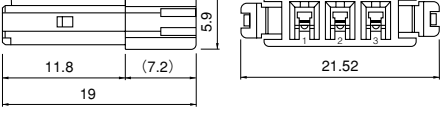
Plug housing



SL CONNECTOR

Housing

Material: PA 66, UL94V-0, white

Circuits	Voltage rating	Current rating	Receptacle housing(for pin contact)	Q'ty / bag	Plug housing(for socket contact)	Q'ty / bag
1	300V	7A	SLR-01VF 	1,000	SLP-01V 	1,000
2	300V	7A	SLR-02VF 	500	SLP-02V 	500
3	300V	6A	SLR-03VF 	500	SLP-03V 	500
4	300V	6A	SLR-04VF 	500	SLP-04V 	500
6	300V	6A	SLR-06VF 	500	SLP-06V 	500
3	300V	6A	Both side lock product *SLR-03VF-MD 	500	Both side lock product *SLP-03V-MD 	500

RoHS compliance

Note: 1. *Marked products are not CSA/TÜV approved.
2. Contact JST for special products.

X-ON Electronics

Largest Supplier of Electrical and Electronic Components

Click to view similar products for [Headers & Wire Housings](#) category:

Click to view products by [JST](#) manufacturer:

Other Similar products are found below :

[57102-F02-18ULF](#) [58102-G61-06LF](#) [0009485154](#) [009176003701906](#) [0050291907](#) [02.125.8002.8](#) [609-3404](#) [61062-3](#) [622-0430](#) [622-3653LF](#)
[63453-116](#) [636-1030](#) [636-1427](#) [636-3427](#) [636-4007](#) [641938-9](#) [644827-2](#) [65495-038](#) [65692-001LF](#) [65781-018](#) [65781-047](#) [65817-010LF](#)
[65817-015LF](#) [66207-023LF](#) [67016-026LF](#) [67095-007LF](#) [68631-112](#) [68645-018](#) [68648-049](#) [699319-000](#) [70.362.1628.0](#) [70-4210](#) [70-4226B](#)
[70-4853B](#) [707-5020](#) [707-5028](#) [71.350.2428.0](#) [71961-016LF](#) [733-134](#) [754199-000](#) [760-3052](#) [787-8014-00](#) [FCN-367T-T012/H](#) [80.063.4001.1](#)
[800-90-001-10-001000](#) [800-90-010-10-002000](#) [801-43-002-10-013000](#) [801-43-006-10-002000](#) [803-41-018-10-001000](#) [803-43-014-20-](#)
[001000](#)