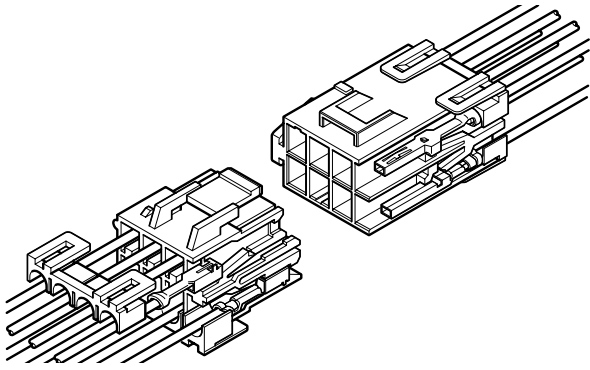


VL CONNECTOR

6.2mm pitch/Disconnectable Crimp style Wire-to-wire connectors
 (Combined use for both wire-to-board and wire-to-wire connections)



This VL connector is designed for wire-to-wire and wire-to-board 6.2 mm pitch connector corresponding to large current up to 20 A (1 or 2-circuit with 3.5 mm² wire). Secondary retainer, which prevents from insufficient insertion of contact and coming off contact, may use and large current circuit can be connected certainly and safety.

- Housing lances for contact retention
- Secondary retainer
- Suited for circuits with high power requirements
- Panel lock construction

Standards

- Recognized E60389
- Certified LR20812
- R9351103

Specifications

- Current rating: 20 A AC, DC max.
- Voltage rating: 600 V AC, DC max.
- Temperature range: -25°C to +90°C
(including temperature rise in applying electrical current)
- Contact resistance: Initial value/ 7 mΩ max.
After environmental tests/ 10 mΩ max.
- Insulation resistance: 1,000 MΩ min.
- Withstanding voltage: 2,000 VAC/minute
- Applicable wire: AWG #22 to #12
0.3 to 3.5 mm²
- Applicable panel thickness: 0.5 to 2.0 mm

- * Refer to "General Instruction and Notice when using Terminals and Connectors" at the end of this catalog.
- * Contact JST for details.
- * Compliant with RoHS.

Note: The current rating varies depending on the number of circuits and the wire size used in each connector. The table below lists the current rating as a function of the number of circuits and the wire size.

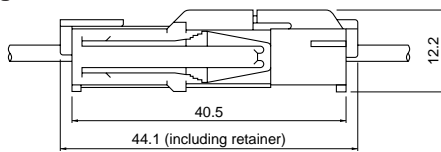
Current unit: A

Circuits	Wire size (AWG)					
	#12	#14	#16	#18	#20	#22
1	20	15	10	8	6	4
2	20	15	10	8	6	4
3	19	14	9	8	6	4
4	18	13	9	7	6	4
6	16	12	8	7	5	3
8	16	11	7	6	5	3
12	15	10	7	6	4	3

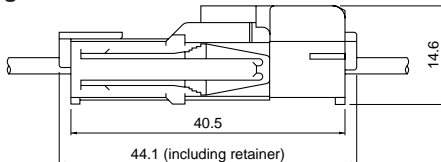
Panel layout and Assembly layout

<2, 3, 4 circuits (single-row)>

Inner-housing lock

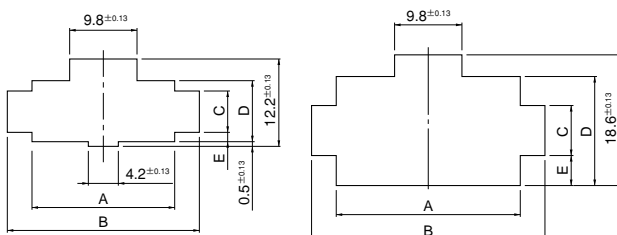


Outer-housing lock



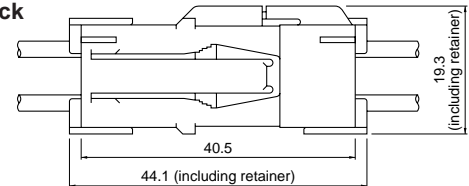
Shape I

Shape II

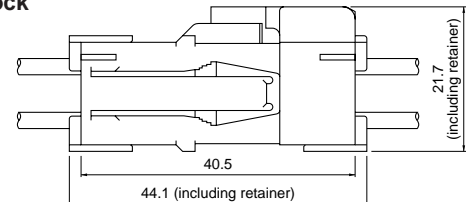


<4, 6, 8, 12 circuits>

Inner-housing lock



Outer-housing lock

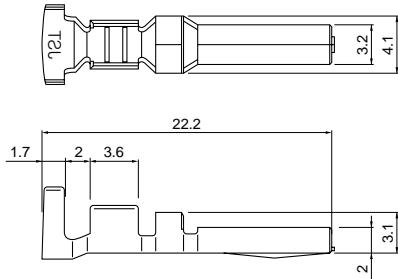


Circuits	Receptacle housing Model No.	Panel hole shape	Panel hole dimensions (mm)					Applicable panel thickness (mm)
			General tolerance A, B, D: ±0.13 C, E: ±0.1					
			A	B	C	D	E	
2	VLR-02V	I	13.8	20.6	5.7	8.5	1.4	0.5~2.0
3	VLR-03V	I	20.0	26.8	5.7	8.5	1.4	
4	VLR-04V	II	13.8	20.6	7.0	15.4	4.2	
4 (Single-row)	VLR-04VN	I	26.2	33.0	5.7	8.5	1.4	
6	VLR-06V	II	20.0	26.8	7.0	15.4	4.2	
8	VLR-08V	II	26.2	33.0	7.0	15.4	4.2	
12	VLR-12V	II	38.9	45.4	7.0	15.4	4.2	

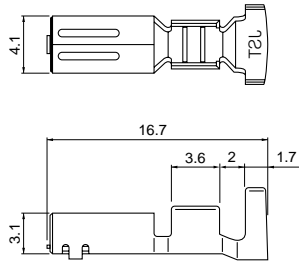
- Note: 1. Punch holes in the panel according to the figures and table shown above. Burrs must be removed.
 2. The strength of the panel must be considered when punching two or more holes.
 3. The connector must be inserted from the same side as the hole is punched.

Contact

Pin contact



Socket contact



Model No.		Applicable wire		Insulation O.D. (mm)	Q'ty/reel
Pin contact	Socket contact	mm ²	AWG #		
SVM-42T-P2.0	SVF-42T-P2.0	0.3~1.25	22~16	1.7~3.2	2,000
		0.3+0.3~ 0.5+0.75	22+22~ 20+18	1.7+1.7~ 2.5+2.7	
SVM-61T-P2.0	SVF-61T-P2.0	0.5~2.0	20~14	1.9~3.4	
		0.5+0.5~ 0.75+1.25	20+20~ 18+16	1.9+1.9~ 2.1+2.7	
SVM-81T-P2.0	SVF-81T-P2.0	3.5	12	4.1	

Material and Finish

Phosphor bronze, tin-plated (reflow treatment)

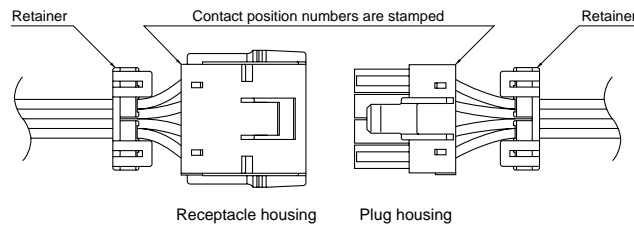
RoHS compliance

Note: Contact JST for special products.

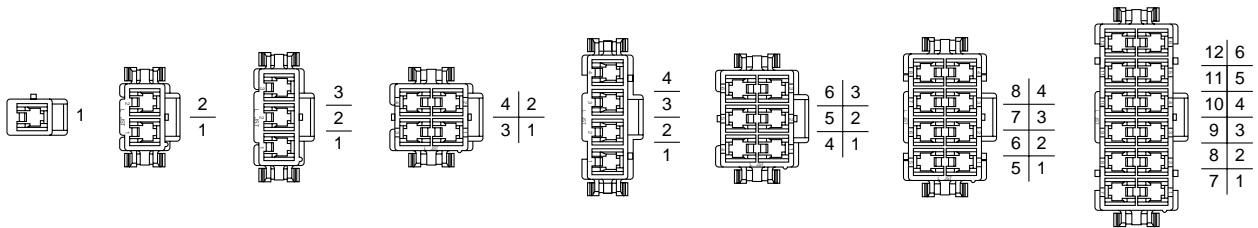
Contact	Crimping machine	Applicator		
		Crimp applicator	Dies	Crimp applicator with dies
SVM-42T-P2.0	AP-K2N	MKS-L	MK/SVF/M-42-20	APLMK SVF/M42-20
SVF-42T-P2.0		—	—	—
SVM-61T-P2.0		MKS-L	MK/SVF/M-61-20	APLMK SVF/M61-20
SVF-61T-P2.0		—	—	—
SVM-81T-P2.0		MKS-L	MK/SVF/M-81-20	APLMK SVF/M81-20
SVF-81T-P2.0		—	—	—

Note: Contact JST for fully automatic crimping applicator.

Contact position location numbers

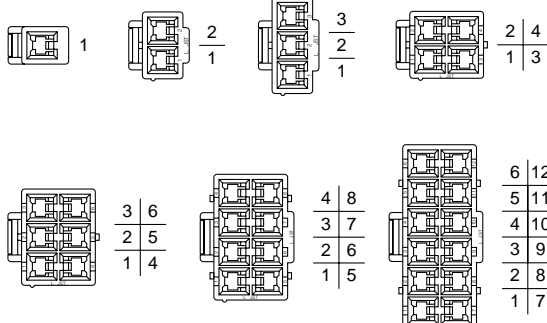


Receptacle housing

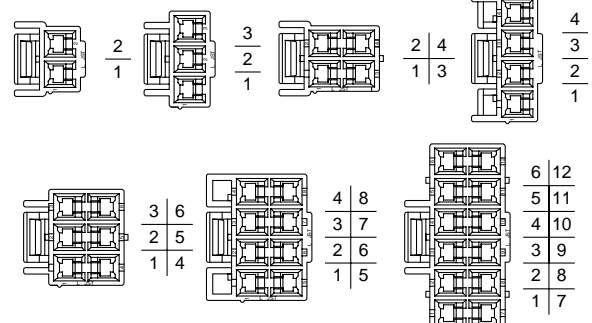


Plug housing

<Inner-housing lock>



<Outer-housing lock>



VL CONNECTOR

Housing

Material: Housing...PA 66, UL94V-0, white
Retainer...Glass-filled PA 66, UL94V-0, ivory

Circuits	Voltage rating	Current rating	Receptacle housing (for pin contact)	Plug housing (for socket contact)	Retainer
1	600V	20A	VLR-01VF (Without panel product) 	VLP-01V 	VLS-01V
			Q'ty/ bag 500	Q'ty/ bag 500	Q'ty/ bag 1,000
2	600V	20A	VLR-02V 	VLP-02V 	VLS-02V (commonly used for 2-circuit housing and 4-circuit housing)
			VLR-02VF (Without panel lock product) 	VLP-02V-1 	
3	600V	19A	VLR-03V 	VLP-03V 	VLS-03V (commonly used for 3-circuit housing and 6-circuit housing)
				VLP-03V-1 	
4	600V	18A	VLR-04V 	VLP-04V 	VLS-02V
			VLR-04VF (Without panel lock product) 	VLP-04V-1 	
		VLR-04VN 	VLP-04VN-1 	Q'ty/ bag 500	VLS-08V (commonly used for 4-circuit housing and 8-circuit housing)

RoHS compliance

Note: 1. Contact JST for special products.

2. Contact JST for Glow Wire compliant connectors.

VL CONNECTOR

Housing

Material: Housing...PA 66, UL94V-0, white
Retainer...Glass-filled PA 66, UL94V-0, ivory

Circuits	Voltage rating	Current rating	Receptacle housing (for pin contact)	Plug housing (for socket contact)	Retainer
6	600V	16A	VLR-06V 	VLP-06V 	VLS-03V (commonly used for 3-circuit housing and 6-circuit housing)
				Q'ty/ bag 500	
8	600V	16A	VLR-08V 	VLP-08V 	VLS-08V (commonly used for 4-circuit housing and 8-circuit housing)
				Q'ty/ bag 100	
12	600V	15A	VLR-12V 	VLP-12V 	VLS-12V
				Q'ty/ bag 100	

RoHS compliance

- Note: 1. Contact JST for special products.
2. Contact JST for Glow Wire compliant connectors.

X-ON Electronics

Largest Supplier of Electrical and Electronic Components

Click to view similar products for [Headers & Wire Housings](#) category:

Click to view products by [JST](#) manufacturer:

Other Similar products are found below :

[0015917161](#) [0022155065](#) [57102-F02-18ULF](#) [58102-G61-06LF](#) [582553-1](#) [01.001.5753.1](#) [0050291907](#) [02.125.8002.8](#) [609-3404](#) [61062-3](#)
[CSU011177004](#) [622-0430](#) [622-3653LF](#) [63453-116](#) [636-1030](#) [636-1427](#) [636-3427](#) [636-4007](#) [641938-9](#) [65495-038](#) [65692-001LF](#) [65781-018](#)
[65781-047](#) [65817-010LF](#) [65817-015LF](#) [67095-007LF](#) [67601157](#) [68631-112](#) [699319-000](#) [70.362.1628.0](#) [70-4210](#) [70-4226B](#) [70-4853B](#) [707-](#)
[5028](#) [71.350.2428.0](#) [733-134](#) [733-162](#) [760-3052](#) [MHR-64-VUAL](#) [80.063.4001.1](#) [800-90-001-10-001000](#) [801-43-002-10-013000](#)
[801-43-006-10-002000](#) [803-43-024-10-001000](#) [803-93-012-10-001000](#) [8-1437020-4](#) [819-22-004-30-001101](#) [820-22-006-30-001101](#)
[820-22-008-30-001101](#) [821-22-002-10-001101](#)