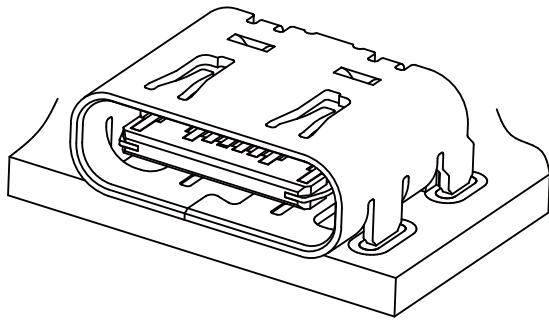


UBC CONNECTOR

USB standard (USB2.0 Type-C)



The UBC connector is an USB Type-C compliant interface connector capable of supplying up to 100W of power.

The receptacle is a 16-pin design capable of transmitting data at speeds of up to 480 Mbps.

Symmetrical plug design, allowing the cable to be inserted in both top and bottom orientations.

- Up to 10,000 high durability mating cycles
- Halogen-free

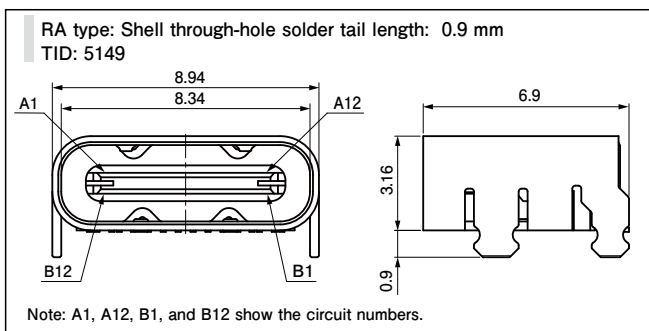
Specifications

- Current rating :
 - 1.25 A DC/pin Vbus(A4, A9, B4, B9)
GND(A1, A12, B1, B12)
CC1 (A5)
CC2 (B5)
 - 0.25 A DC/pin Other circuits
- Voltage rating : 20 VAC
- Temperature range : -25°C to +85°C
(including temperature rise in applying electrical current)
- Contact resistance: Initial value/ 40 mΩ max.
After environmental tests/ 50 mΩ max.
- Insulation resistance: 100 MΩ min.
- Withstanding voltage: There shall be no breakdown or flashover while applying 200 VAC for one minute.

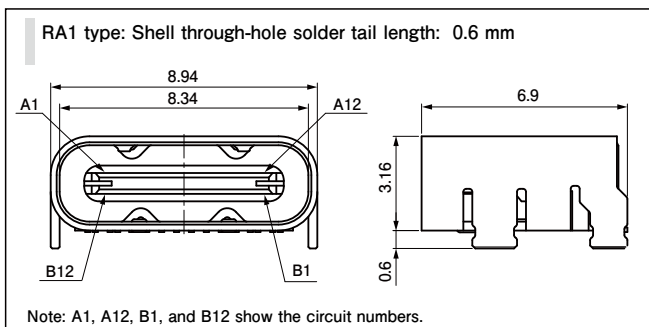
* In using the products, refer to "Handling Precaution for Terminals and Connectors" described on our website (Technical documents of Product information page).

- * RoHS2 compliance
- * Dimensional unit: mm
- * Contact JST for details.

Receptacle (On-board specification)



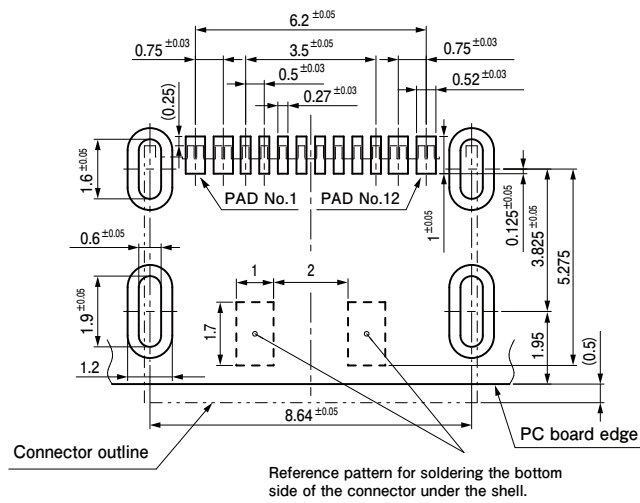
Model No.	Q'ty/reel
UBC-RA (HF)	1,500
Material and Surface finish, etc.	
Contact	Copper alloy, nickel-undercoated, selective gold-plated
Housing	Heat resistant resin, UL94V-0, black
Shell	Stainless steel, nickel-plated
Mid plate	Stainless steel



Model No.	Q'ty/reel
UBC-RA1 (HF)	1,500
Material and Surface finish, etc.	
Contact	Copper alloy, nickel-undercoated, selective gold-plated
Housing	Heat resistant resin, UL94V-0, black
Shell	Stainless steel, nickel-plated
Mid plate	Stainless steel

PC board layout

Receptacle (On-board specification)
RA/RA1 type



PC board PAD No.	1	2	3	4	5	6	7	8	9	10	11	12
Circuit No.	A1/B12	A4/B9	A5	B8	B7	A6	B6	A7	B5	A8	B4/A9	B1/A12
	GND	VBUS	CC1	SBU2	D-	D+	D+	D-	CC2	SBU1	VBUS	GND

- ※ Recommended PC board thickness: RA type $t=1.2$ / RA1 type $t=0.8$
- ※ It can be used without soldering the bottom of the connector; however, soldering is recommended in order to strengthen the retention force of the connector.