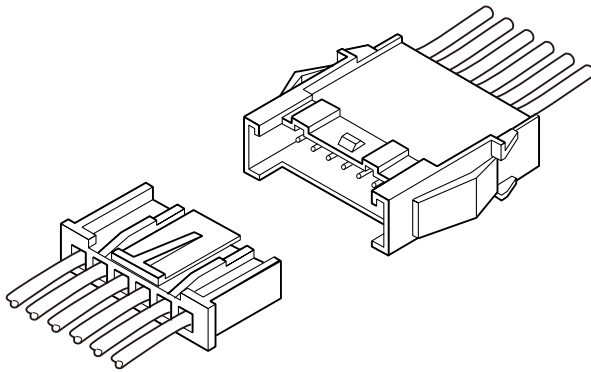


# XA CONNECTOR

2.5mm pitch/Disconnectable Crimp style wire-to-wire connectors



**2.5mm pitch wire-to-wire connector that can mate with the socket of XA connector (board-to-wire type). Reliable secondary retainer is available. Panel mount is applicable.**

- Possible to mate with the existing XA socket
- Inner type contact lance
- Mountable on a variety of panels
- Secondary retainer
- Secure lock construction

## Specifications

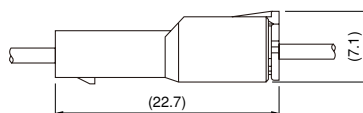
- Current rating: 3A AC, DC max. (AWG #20)
- Voltage rating: 250V AC, DC max.
- Temperature range: -25°C to +85°C  
(including temperature rise in applying electrical current)
- Contact resistance: Initial value/10m Ω max.  
After environmental testing/20m Ω max.
- Insulation resistance: 500M Ω min.
- Withstanding voltage: 1,500V AC/minute
- Applicable wire: AWG #28 to #20
- \* Compliant with RoHS.
- \* Refer to "General Instruction and Notice when using Terminals and Connectors" at the end of this catalog.
- \* Contact JST for details.

## Standards

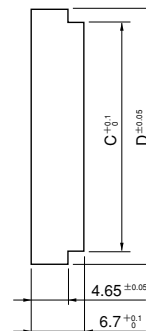
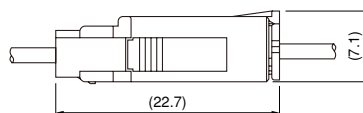
- Recognized E60389
- Certified LR20812
- R9851220

## Panel layout and Assembly layout

Without panel locks



With panel locks

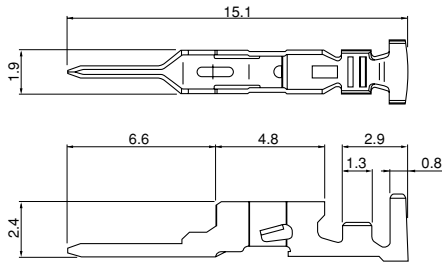


Note: C and D dimensions: Refer to receptacle housing.

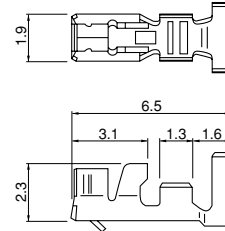
# XA CONNECTOR

## Contact

### Pin contact



### Socket contact



Model No.		Applicable wire		Insulation O.D.(mm)	Q'ty / reel	
Pin contact	Socket contact	mm <sup>2</sup>	AWG #		Pin contact	Socket contact
<b>SXAM-001T-P0.6</b>	<b>SXA-001T-P0.6</b>	0.08~0.33	28~22	0.8~1.9	7,000	8,000
<b>SXAM-01T-P0.6</b>	<b>SXA-01T-P0.6</b>	0.22~0.5	24~20	1.5~1.9	7,000	8,000

### Material and Finish

Phosphor bronze, tin-plated (reflow treatment)

### RoHS compliance

Note: Contact JST for gold-plated products.

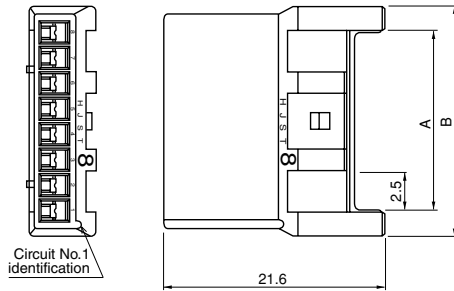
Contact	Crimping machine	Applicator		
		Crimp applicator	Dies	Crimp applicator with dies
<b>SXA-001T-P0.6</b>	AP-K2N	MKS-L	MK/SXAM/XA-001-06	APLMK SXAM/XA001-06
		*MKS-SC	SC/SXAM/XA-001-06	APLSC SXAM/XA001-06
<b>SXA-01T-P0.6</b>		MKS-L	MK/SXAM/XA-01-06	APLMK SXAM/XA01-06
		*MKS-SC	SC/SXAM/XA-01-06	APLSC SXAM/XA01-06

Contact	Crimping machine	Applicator		
		Crimp applicator	Dies	Crimp applicator with dies
<b>SXAM-001T-P0.6</b>	AP-K2N	MKS-L	MK/SXAM/XA-001-06	APLMK SXAM/XA001-06
		*MKS-SC	SC/SXAM/XA-001-06	APLSC SXAM/XA001-06
<b>SXAM-01T-P0.6</b>		MKS-L	MK/SXAM/XA-01-06	APLMK SXAM/XA01-06
		*MKS-SC	SC/SXAM/XA-01-06	APLSC SXAM/XA01-06

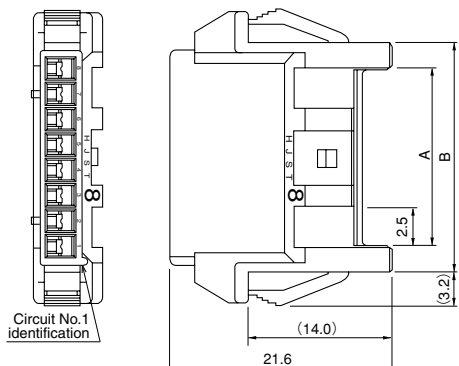
Note: \*Strip-crimp applicator

## Receptacle housing (for pin contact)

### Without panel locks



### With panel locks



Circuits	Model No.		Dimensions (mm)				Q'ty / bag
	Without panel locks	With panel locks	A	B	C	D	
2	<b>XARR-02VF</b>	<b>XARR-02V</b>	2.5	7.5	7.9	11.2	1,000
3	<b>XARR-03VF</b>	<b>XARR-03V</b>	5.0	10.0	10.4	13.7	1,000
4	<b>XARR-04VF</b>	<b>XARR-04V</b>	7.5	12.5	12.9	16.2	1,000
5	<b>XARR-05VF</b>	<b>XARR-05V</b>	10.0	15.0	15.4	18.7	1,000
6	<b>XARR-06VF</b>	<b>XARR-06V</b>	12.5	17.5	17.9	21.2	500
7	—	<b>XARR-07V</b>	15.0	20.0	20.4	23.7	500
8	<b>XARR-08VF</b>	<b>XARR-08V</b>	17.5	22.5	22.9	26.2	500
9	<b>XARR-09VF</b>	<b>XARR-09V</b>	20.0	25.0	25.4	28.7	500
10	<b>XARR-10VF</b>	<b>XARR-10V</b>	22.5	27.5	27.9	31.2	500
11	—	<b>XARR-11V</b>	25.0	30.0	30.4	33.7	500
12	<b>XARR-12VF</b>	<b>XARR-12V</b>	27.5	32.5	32.9	36.2	500
13	—	<b>XARR-13V</b>	30.0	35.0	35.4	38.7	500
14	—	<b>XARR-14V</b>	32.5	37.5	37.9	41.2	500
15	—	<b>XARR-15V</b>	35.0	40.0	40.4	43.7	500

### Material

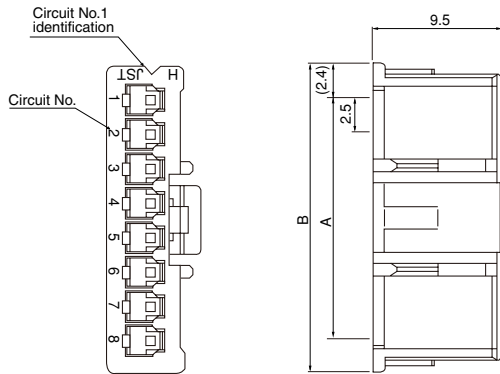
PA 66, UL94V-0, natural (white)

### RoHS compliance

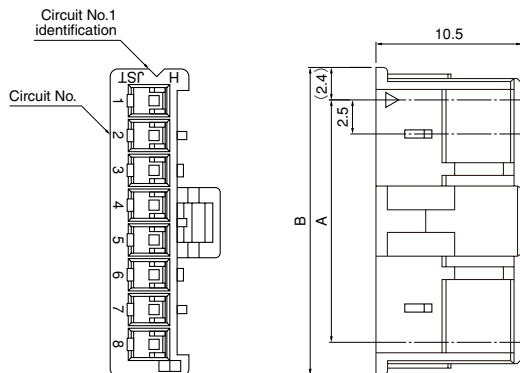
Note: C and D dimensions: Panel layout dimensions

## Plug housing (for socket contact)

### Standard type



### Retainer mountable type



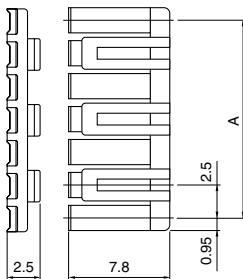
Circuits	Model No.		Dimensions (mm)		Q'ty / bag	
	Standard type	Retainer mountable type	A	B	Standard type	Retainer mountable type
2	XAP-02V-1	XARP-02V	2.5	7.3	1,000	1,000
3	XAP-03V-1	XARP-03V	5.0	9.8	1,000	1,000
4	XAP-04V-1	XARP-04V	7.5	12.3	1,000	1,000
5	XAP-05V-1	XARP-05V	10.0	14.8	1,000	1,000
6	XAP-06V-1	XARP-06V	12.5	17.3	1,000	1,000
7	XAP-07V-1	XARP-07V	15.0	19.8	1,000	1,000
8	XAP-08V-1	XARP-08V	17.5	22.3	1,000	1,000
9	XAP-09V-1	XARP-09V	20.0	24.8	1,000	1,000
10	XAP-10V-1	XARP-10V	22.5	27.3	1,000	1,000
11	XAP-11V-1	XARP-11V	25.0	29.8	1,000	1,000
12	XAP-12V-1	XARP-12V	27.5	32.3	1,000	1,000
13	XAP-13V-1	XARP-13V	30.0	34.8	1,000	1,000
14	XAP-14V-1	XARP-14V	32.5	37.3	500	1,000
15	XAP-15V-1	XARP-15V	35.0	39.8	500	1,000

#### Material

PA 66, UL94V-0, natural (white)

#### RoHS compliance

## Retainer



Circuits	Model No.	A	Q'ty / bag
2	XMS-02V	2.5	1,000
3	XMS-03V	5.0	1,000
4	XMS-04V	7.5	1,000
5	XMS-05V	10.0	1,000
6	XMS-06V	12.5	1,000
7	XMS-07V	15.0	1,000
8	XMS-08V	17.5	1,000
9	XMS-09V	20.0	1,000
10	XMS-10V	22.5	1,000
11	XMS-11V	25.0	1,000
12	XMS-12V	27.5	1,000
13	XMS-13V	30.0	1,000
14	XMS-14V	32.5	1,000
15	XMS-15V	35.0	1,000

#### Material

Glass-filled PA 66, UL94V-0, natural (ivory)

#### RoHS compliance

## X-ON Electronics

Largest Supplier of Electrical and Electronic Components

*Click to view similar products for [Headers & Wire Housings](#) category:*

*Click to view products by [JST](#) manufacturer:*

Other Similar products are found below :

[95000-104TRLF](#) [10135584-644402LF](#) [DF62W-EP2022PCA](#) [95000-106TRLF](#) [DF62W-2022SCA](#) [DF62W-EP2022PC](#) [2203348](#) [DF62W-2022SC](#) [1084018](#) [1029039](#) [1084017](#) [802-10-012-10-002000](#) [1112640](#) [1112639](#) [891-007-9SS-BST1T](#) [000-34000](#) [0008550134](#) [0009482033](#) [0009507031](#) [57102-F02-18ULF](#) [57102-S06-03LF](#) [57202-S52-04LF](#) [PCN6-15S-2.5E](#) [0039019024](#) [58102-G61-06LF](#) [582553-1](#) [0009485154](#) [0009508121](#) [0022285053](#) [0050291907](#) [018731A](#) [LY20-4P-DT1-P1E-BR](#) [02.125.8002.8](#) [60101931](#) [60598-1 \(Cut Strip\)](#) [M1625-3R/100](#) [61062-3](#) [61082-181009](#) [CSU011177004](#) [636-1427](#) [638009-1](#) [641938-9](#) [641991-4](#) [644168-1](#) [644827-2](#) [647662-1](#) [65039-019ELF](#) [65692-001LF](#) [65781-018](#) [65781-047](#)