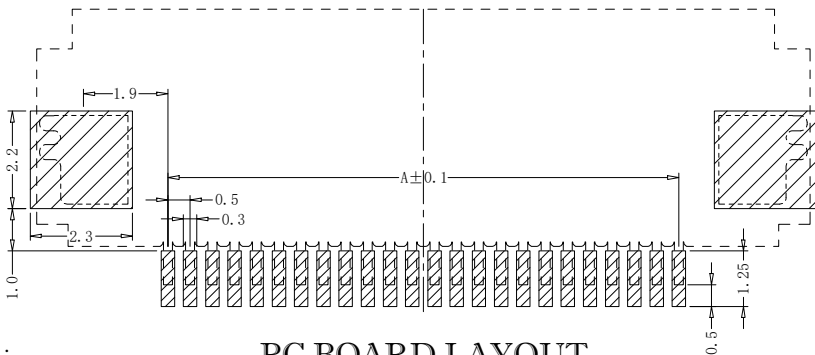
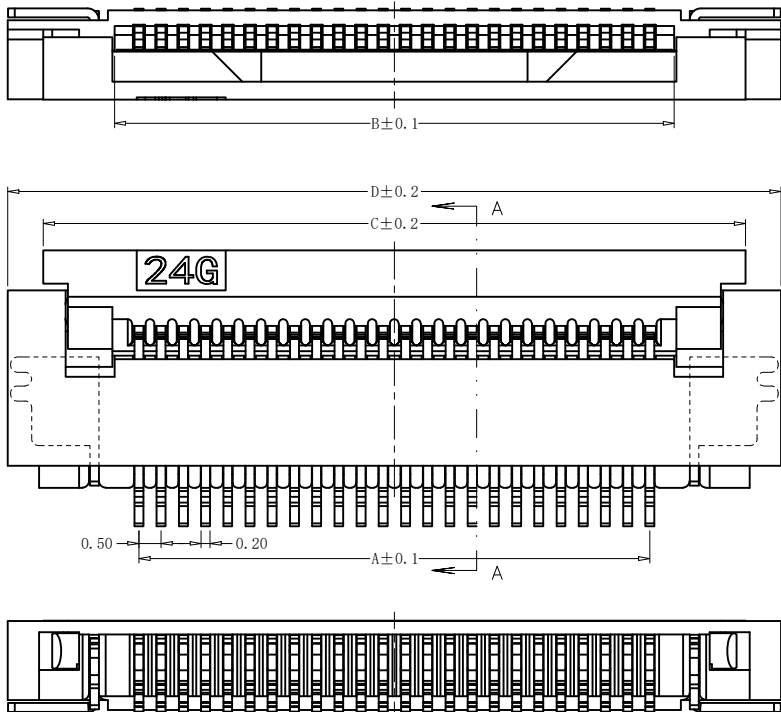
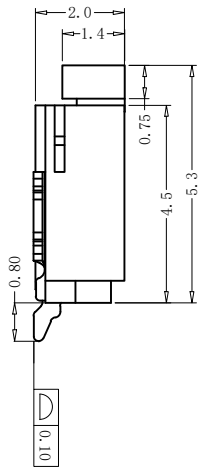


R o H S

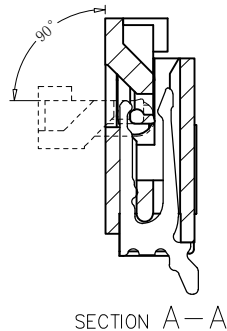
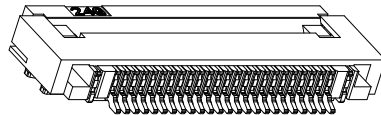


PC BOARD LAYOUT

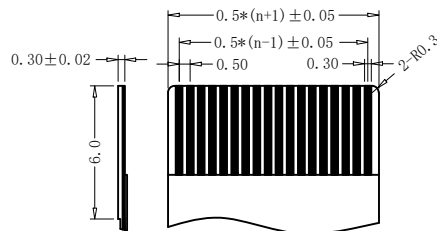
技术要求 (Technical Index):

- 材质与表面处理 (Material And Finish):
基座 (Housing) and 盖子 (Cover): LCP UL94V-0 Nature Or Black;
端子 (Terminal): Phosphor Copper Au/Sn Plated;
焊片 (Solder): Copper Alloy Au/Sn Plated;
- 工作温度 (Temperature range): $-25^{\circ}\text{C} \sim +85^{\circ}\text{C}$.
- 额定电压 (Rated voltage): 50V, AC/DC.
- 额定电流: 0.4A, AC/DC.
- 接触电阻 (Contact resistance): $\leq 20\text{m}\Omega$.
- 绝缘电阻 (Insulation resistance): $\geq 500\text{M}\Omega$.
- 耐电压 (Withstanding Voltage): 200V AC/minute.

REV.	ECN NO.	LOCAS.	DESCRIPTION	DATE	DESIGN
A			NEW DRAWING	22.12.01	Jenply



Product No:
AFD01-S **
CKTS **
CONTACTS TYPE F * A - 00
F: Lower
H: Double Lower
PLATING
1: Gold flash 1u"
2: Gold flash 2u"
3: Gold flash 3u"
B: Bright-Tin
C: Matt-Tin
REMARKS
HF: Halogen free
PACKING
A: Tape & Reel
C: Tube



PROPER CABLE (SCALE 2:1)

孔位	A	B	C	D
4	1.50	2.60	5.80	7.40
5	2.00	3.10	6.30	7.90
6	2.50	3.60	6.80	8.40
7	3.00	4.10	7.30	8.90
8	3.50	4.60	7.80	9.40
9	4.00	5.10	8.30	9.90
10	4.50	5.60	8.80	10.40
11	5.00	6.10	9.30	10.90
12	5.50	6.60	9.80	11.40
13	6.00	7.10	10.30	11.90
14	6.50	7.60	10.80	12.40
15	7.00	8.10	11.30	12.90
16	7.50	8.60	11.80	13.40
17	8.00	9.10	12.30	13.90
18	8.50	9.60	12.80	14.40
19	9.00	10.10	13.30	14.90
20	9.50	10.60	13.80	15.40
21	10.00	11.10	14.30	15.90
22	10.50	11.60	14.80	16.40
23	11.00	12.10	15.30	16.90
24	11.50	12.60	15.80	17.40
25	12.00	13.10	16.30	17.90
26	12.50	13.60	16.80	18.40
27	13.00	14.10	17.30	18.90
28	13.50	14.60	17.80	19.40
29	14.00	15.10	18.30	19.90
30	14.50	15.60	18.80	20.40
31	15.00	16.10	19.30	20.90
32	15.50	16.60	19.80	21.40
33	16.00	17.10	20.30	21.90
34	16.50	17.60	20.80	22.40
35	17.00	18.10	21.30	22.90
36	17.50	18.60	21.80	23.40
37	18.00	19.10	22.30	23.90
38	18.50	19.60	22.80	24.40
39	19.00	20.10	23.30	24.90
40	19.50	20.60	23.80	25.40
41	20.00	21.10	24.30	25.90
42	20.50	21.60	24.80	26.40
43	21.00	22.10	25.30	26.90
44	21.50	22.60	25.80	27.40
45	22.00	23.10	26.30	27.90
46	22.50	23.60	26.80	28.40
47	23.00	24.10	27.30	28.90
48	23.50	24.60	27.80	29.40
49	24.00	25.10	28.30	29.90
50	24.50	25.60	28.80	30.40
51	25.00	26.10	29.30	30.90
52	25.50	26.60	29.80	31.40
53	26.00	27.10	30.30	31.90
54	26.50	27.60	30.80	32.40
55	27.00	28.10	31.30	32.90
56	27.50	28.60	31.80	33.40
57	28.00	29.10	32.30	33.90
58	28.50	29.60	32.80	34.40
59	29.00	30.10	33.30	34.90
60	29.50	30.60	33.80	35.40

DESIGN:	Jenply	深圳市钜硕电子有限公司 SHENZHEN JUSHUO ELECTRONIC CO.,LTD			
CHECK:	Ke Tian	TITLE: FPC 0.5mm翻盖式H2.0下接D型 (大焊片)			
APPROVED:	Youquan Xu	PART NO. AFD01-S**-F**-00			
DIM	TOL	DIM	TOL	REV. A	SCALE: N/A
X.	±0.25	X°.	±3.0°	UNIT: mm	SHEET: 1/1
X.X	±0.20	X.X°			
X.XX	±0.15	X.XX°			
X.XXX		X.XXX°			

X-ON Electronics

Largest Supplier of Electrical and Electronic Components

Click to view similar products for [FFC & FPC Connectors](#) category:

Click to view products by [JUSHUO](#) manufacturer:

Other Similar products are found below :

[00-6200-227-022-800](#) [006205250500825+](#) [006205280500825+](#) [FPH-1602G](#) [086222026001800](#) [52610-0675](#) [62674-201121DLF](#) [52746-1671-TR250](#) [10051922-1610EHLF](#) [10051922-2810EHLF](#) [686322124422](#) [XF3M-2915-1B-R100](#) [AYF353125A](#) [AYF530665TA](#) [AYF534065TA](#) [20FLH-RSM1-TB](#) [207356-1](#) [SFW12R-5STE9LF](#) [SFW18R-1STAE9LF](#) [SFW4R-5STE9LF](#) [52807-0430](#) [046283021002868+](#) [FFC05011-10SBB114W5M](#) [502250-8027](#) [67000-008LF](#) [200528-0260](#) [FH28K-10S-0.5SH](#) [FH52K-6S-0.5SH](#) [0.5K-DX-30PWB](#) [DS1020-08-10VBT12](#) [THD0515-34CL-GF](#) [X05A10L28G](#) [ECC2841061EU](#) [1.0K-DHQX-16PWB](#) [1.0K-DHQX-30PWB](#) [1775333-6](#) [10054365-202110ELF](#) [10054365-242110ELF](#) [10054365-282110ELF](#) [10064555-392220HLF](#) [59453-041110EBHLF](#) [59453-091110EDHLF](#) [62674-241141ALF](#) [62684-432100ALF](#) [62684-451100AHLF](#) [62684-5721N0ALF](#) [HFW11R-1STE1MTLF](#) [HFW12R-1STE9LF](#) [HFW14R-1STE9MTLF](#) [HFW18S-2STE9LF](#)