



# 1N4001 THRU 1N4007 SILICON RECTIFIER

## FEATURES

- Low forward voltage drop
- High current capability
- High capability
- High surge current capability
- Exceeds environmental standards of MIL-S-19500/228

## MECHANICAL DATA

Case: Molded plastic, DO-41

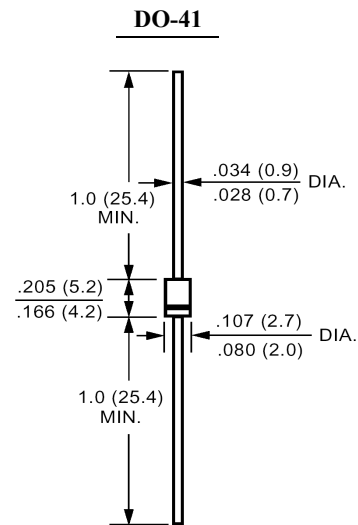
Epoxy: UL 94V-O rate flame retardant

Lead: Axial leads, solderable per MIL-STD-202, method 208 guaranteed

Polarity: Color band denotes cathode end

Mounting position: Any

Weight: 0.012ounce, 0.33gram



Dimensions in inches and (millimeters)

## Maximum Ratings and Electrical Characteristics

Ratings at 25 °C ambient temperature unless otherwise specified.

Single phase, half wave, 60Hz, resistive or inductive load.

For capacitive load, derate current by 20%.

	Symbols	1N4001	1N4002	1N4003	1N4004	1N4005	1N4006	1N4007	Units
Maximum Recurrent Peak Reverse Voltage	$V_{RRM}$	50	100	200	400	600	800	1000	Volts
Maximum RMS Voltage	$V_{RMS}$	35	70	140	280	420	560	700	Volts
Maximum DC Blocking Voltage	$V_{DC}$	50	100	200	400	600	800	1000	Volts
Maximum Average Forward Rectified Current .375"(9.5mm) Lead Length at $T_A=75$	$I_{(AV)}$	1.0							Amp
Peak Forward Surge Current, 8.3ms single half-sine-wave superimposed on rated load (JEDEC method)	$I_{FSM}$	30							Amp
Maximum Forward Voltage at 1.0A DC and 25	$V_F$	1.1							Volts
Maximum Full Load Reverse Current Full Cycle Average at 75 °C Ambient		30							uAmp
Maximum Reverse Current at $T_A=25$ at Rated DC Blocking Voltage $T_A=100$	$I_R$	5.0 500							uAmp
Typical Junction Capacitance (Note 1)	$C_J$	15							pF
Typical Thermal Resistance (Note 2)	$R_{\theta JA}$	50							/W
Operating Junction Temperature Range	$T_J$	-55 to +125							
Storage Temperature Range	$T_{stg}$	-55 to +125							

### NOTES:

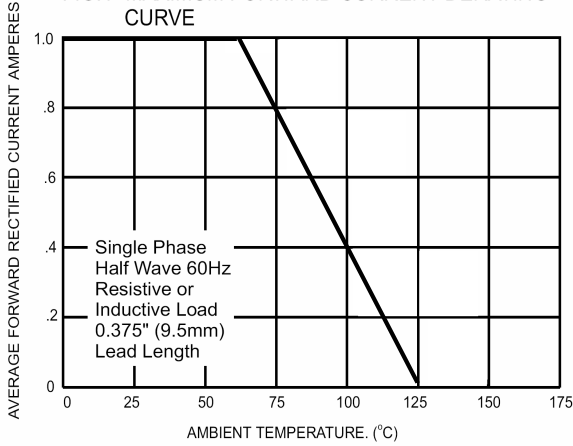
1- Measured at 1 MHz and applied reverse voltage of 4.0 VDC.

2- Thermal Resistance Junction to Ambient 0.375"(9.5mm) lead length P.C.B. Mounted.

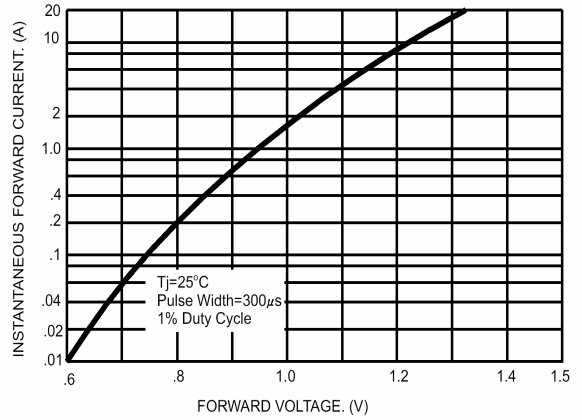


**RATINGS AND CHARACTERISTIC CURVES**

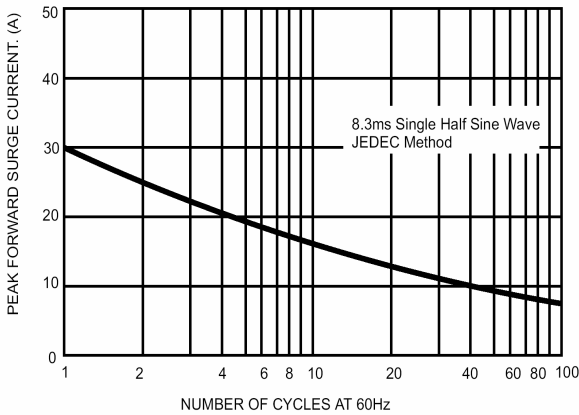
**FIG.1- MAXIMUM FORWARD CURRENT DERATING CURVE**



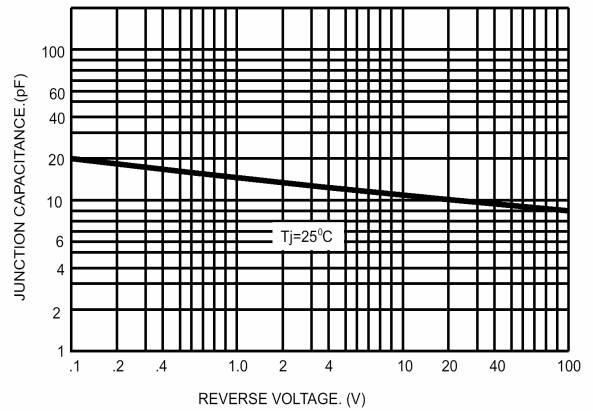
**FIG.2- TYPICAL FORWARD CHARACTERISTICS**



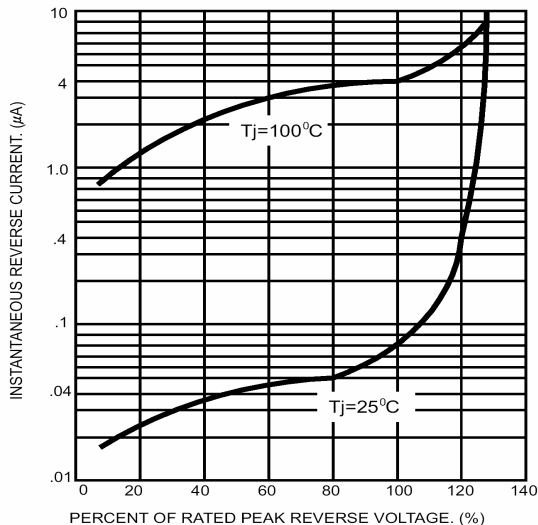
**FIG.3- MAXIMUM NON-REPETITIVE FORWARD SURGE CURRENT**



**FIG.4- TYPICAL JUNCTION CAPACITANCE**



**FIG.5- TYPICAL REVERSE CHARACTERISTICS**



## X-ON Electronics

Largest Supplier of Electrical and Electronic Components

*Click to view similar products for* [Diodes - General Purpose, Power, Switching category:](#)

*Click to view products by* [Juxing Electronic Technology manufacturer:](#)

Other Similar products are found below :

[MCL4151-TR3](#) [MMBD3004S-13-F](#) [RD0306T-H](#) [BAV17-TR](#) [BAV19-TR](#) [1N3611](#) [NTE156A](#) [NTE574](#) [NTE6244](#) [1SS181-TP](#)  
[1SS400CST2RA](#) [SDAA13](#) [SHN2D02FUTW1T1G](#) [LS4151GS08](#) [1N4449](#) [1N456A](#) [1N4934-E3/73](#) [1N914B](#) [1N914BTR](#) [1SS226-TP](#)  
[RFUH20TB3S](#) [D291S45T](#) [BAV300-TR](#) [BAW56DWQ-7-F](#) [BAW75-TAP](#) [MM230L-CAA](#) [IDW40E65D1](#) [JAN1N3600](#) [JAN1N4153-1](#)  
[JAN1N4454-1](#) [JAN1N4454UR-1](#) [LL4151-GS18](#) [053684A](#) [SMMSD4148T3G](#) [707803H](#) [NSVDAN222T1G](#) [CDSZC01100-HF](#) [LL4150-M-08](#)  
[1N4454-TR](#) [BAV199E6433HTMA1](#) [BAV70HDW-7](#) [BAS28-7](#) [JANTX1N6640](#) [BAW56HDW-13](#) [BAS28 TR](#) [VS-HFA04SD60STR-M3](#)  
[NSVM1MA152WKT1G](#) [1SS388-TP](#) [RGP30D-E3/73](#) [VS-8EWF02S-M3](#)