



# ABS22-ABS210 SURFACE MOUNT BRIDGE RECTIFIERS

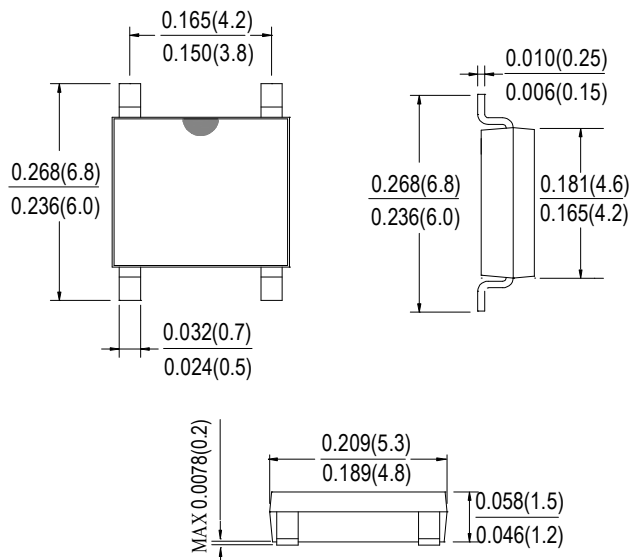
## Features

- Glass passivated die construction
- Low forward voltage drop
- High current capability
- High surge current capability
- Designed for surface mount application
- Plastic material-UL flammability 94V-O
- UL Recognized File # E476623

## Mechanical Data

- Case: SOPA-4, molded plastic
- Terminals: plated leads solderable per MIL-STD-202, Method 208
- Polarity: as marked on case
- Mounting position: Any
- Marking: type number

## ABS



Dimensions in inches and (millimeters)

## Maximum Ratings and Electrical Characteristics

Rating at 25°C ambient temperature unless otherwise specified.

Single Phase, half wave, 60Hz, resistive or inductive load.

For capacitive load, derate current by 20%.

TYPE NUMBER	SYMBOL	ABS22	ABS24	ABS26	ABS28	ABS210	UNITS
Peak Repetitive Reverse Voltage Working Peak Reverse Voltage DC Blocking Voltage	$V_{RRM}$						
	$V_{RWM}$	200	400	600	800	1000	V
	$V_{DC}$						
RMS Reverse Voltage	$V_{RMS}$	140	280	420	560	700	V
Average Rectified Output Current @ $T_c = 100^\circ\text{C}$	$I_{F(AV)}$	2.0					A
Non-Repetitive Peak Forward Surge Current 8.3ms Single half sine-wave superimposed on rated load (JEDEC Method)	$I_{FSM}$	60					A
Rating for fusing ( $t < 8.3\text{ms}$ )	$I^2 t$	14.94					$\text{A}^2\text{s}$
Forward Voltage per element @ $I_F = 1.0\text{A}$ @ $I_F = 2.0\text{A}$	$V_{FM}$	0.95					V
		1.0					
Peak Reverse Current @ $T_A = 25^\circ\text{C}$ At Rated DC Blocking Voltage @ $T_A = 125^\circ\text{C}$	$I_R$	5.0					$\mu\text{A}$
		200					
Typical Thermal Resistance per leg	$R_{\theta JA}$	62.5					$^\circ\text{C}/\text{W}$
	$R_{\theta JL}$	25					
Operating and Storage Temperature Range	$T_J, T_{STG}$	-55to+150					$^\circ\text{C}$



# ABS22-ABS210 SURFACE MOUNT BRIDGE RECTIFIERS

## Characteristic Curves ( $T_A=25\text{ }^\circ\text{C}$ unless otherwise noted)

FIG.1 FORWARD CURRENT DERATING CURVE

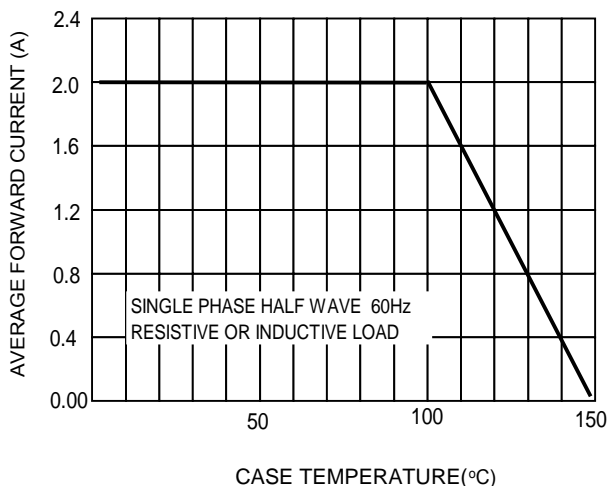


FIG.2 TYPICAL FORWARD CHARACTERISTICS

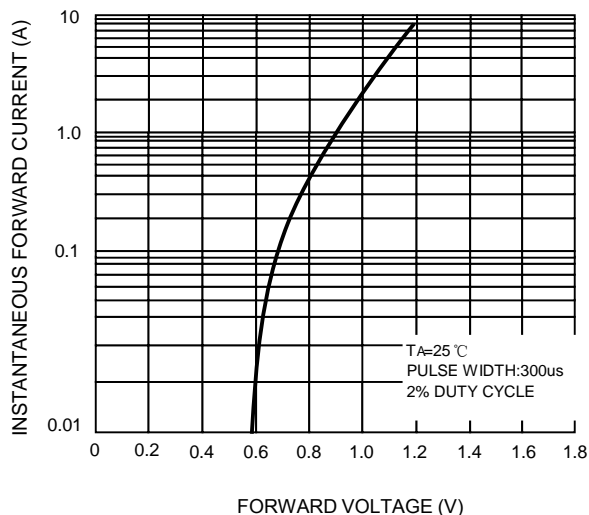


FIG.3 MAXIMUM NON-REPETITIVE FORWARD SURGE CURRENT

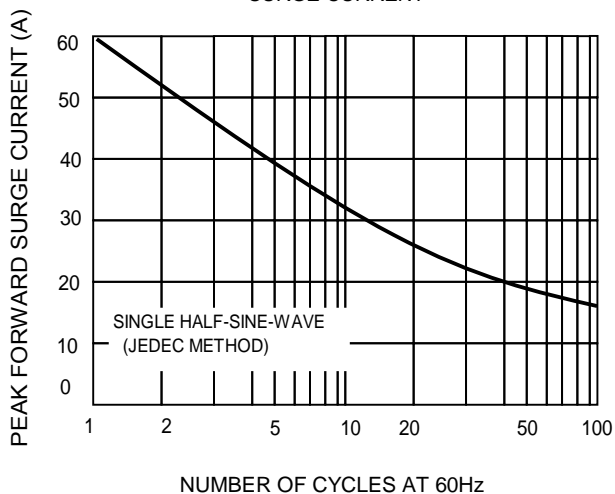
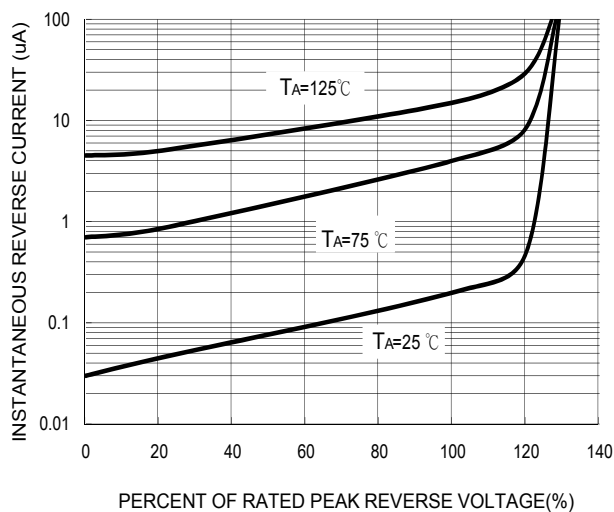
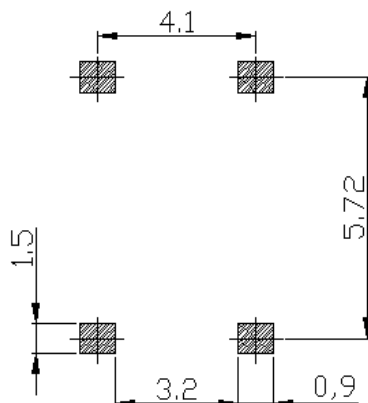


FIG. 4 TYPICAL REVERSE CHARACTERISTICS



## ABS PAD LAYOUT



## X-ON Electronics

Largest Supplier of Electrical and Electronic Components

*Click to view similar products for [Bridge Rectifiers](#) category:*

*Click to view products by [Juxing Electronic Technology](#) manufacturer:*

Other Similar products are found below :

[MB2510](#) [MB252](#) [MB356G](#) [MB358G](#) [MP358-BP](#) [90MT160KPBF](#) [GBJ1504-BP](#) [GBU10B-BP](#) [GBU15J-BP](#) [GBU15K-BP](#) [GBU4A-BP](#)  
[GBU4D-BP](#) [GBU6B-E3/45](#) [GSIB680-E3/45](#) [DB101-BP](#) [DF01](#) [DF10SA-E345](#) [BU1508-E3/45](#) [BU1510-E3/45](#) [KBPC50-10S](#) [RS405GL-BP](#)  
[G5SBA60-E3/51](#) [GBJ1502-BP](#) [GBU10J-BP](#) [GBU6M](#) [GBU8D-BP](#) [GBU8J-BP](#) [GSIB1520-E3/45](#) [TB102M](#) [MB1510](#) [MB6M-G](#) [MB86](#)  
[TL401G](#) [MDA920A2](#) [TU602](#) [TU810](#) [MP501W-BP](#) [MP502-BP](#) [BR1005-BP](#) [BR101-BP](#) [BR84DTP204](#) [BU1010A-E3/51](#) [BU1508-E3/51](#)  
[BU2008-E3/51](#) [US15KB80R-7000](#) [KBPC25-02](#) [VS-2KBB60](#) [VS-60MT120KPBF](#) [DB105-BP](#) [DF1510S](#)