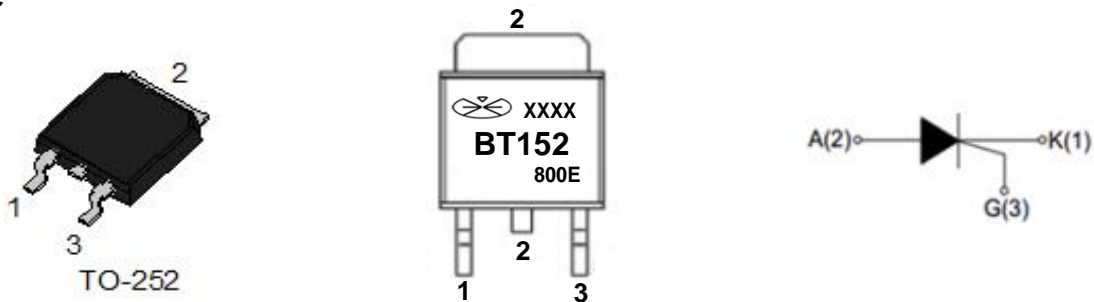




MAIN FEATURES

Symbol	value	unit
$I_{T(RSM)}$	10	A
V_{DRM}/V_{RRM}	800	V
I_{TSM}	60	A

Package



Package Marking and Ordering Information

Product ID	PACK	Qty (pcs)
BT152	TO-252	2500

ABSOLUTE MAXIMUM RATINGS($T_a=25^\circ\text{C}$ unless otherwise noted)

Symbol	Parameter	Value	Unit
		800E	
V_{DRM}/V_{RRM}	Repetitive peak off-state voltage	800	V
$I_{T(RMS)}$	RMS on-state current($T_c=90^\circ\text{C}$)	10	A
I_{TSM}	Non repetitive surge peak on-state current	T=20ms 60	A
I_{GM}	Peak gate current	$t_p=20\mu\text{s}$ 4	A
I^2t	I^2t for fusing	$t_p=10\text{ms}$ 144	A^2S
$P_{G(AV)}$	Average gate Power Dissipation	$T_j=125^\circ\text{C}$ 1	W
Di/dt	Repetitive rate of rise of on-state current after triggering	50	$\text{A}/\mu\text{s}$
T_j	Junction Temperature	-40 to 125	$^\circ\text{C}$
T_{stg}	Storage Temperature	-40 to 150	$^\circ\text{C}$



ELECTEICAL CHARACTERISTICS(Ta=25°C unless otherwise specified)

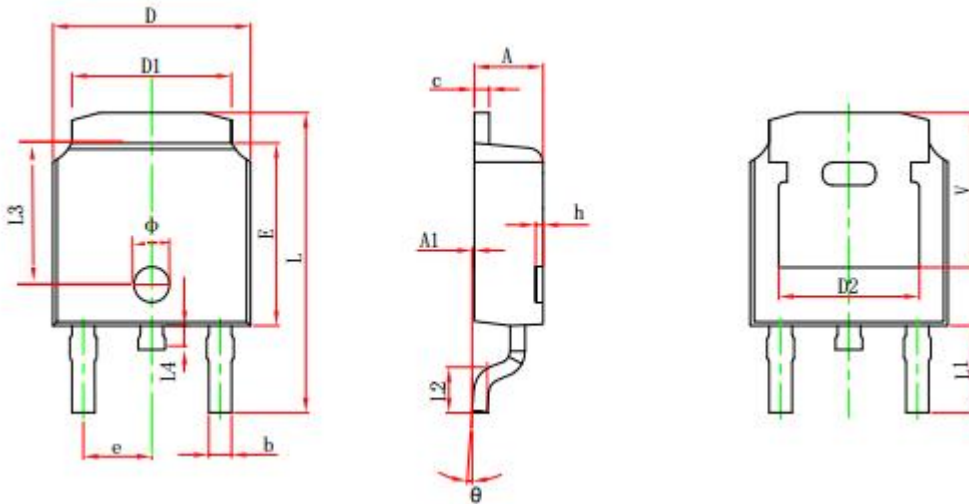
Parameter	Symbol	Test conditions	Min	Typ	Max	Unit
Gate trigger current	IGT	VD=12V;RL=100Ω			8	mA
Gate trigger voltage	VGT				I	
Non-triggering gate voltage	VGD	Tj=125°C	0.2			V
Holding current	IH	IT=0.5A			30	mA
Thyristor holds up current	IL	IG=1.2IGT	I		40	mA
					60	
Critical rise rate of off-state voltage	dV/dt	VD=67%VDRM(max);Tj=125°C	500			V/μs
Critical Rate of decrease of commutating on-state current	(dV/dt)c	Tj=125°C	10			V/μs

STATIC CHARACTERISTICS

Parameter	Symbol	Test conditions	Min	Typ	Max	Unit
Peak on-state voltage drop	V _{TM}	I _{TM} =36A;Tj=25°C			1.5	V
On state threshold voltage	V _{T0}	Tj=125°C			0.86	V
Peak forward reverse blocking current	I _{DRM}	Tj=25°C			5	μA
	I _{RRM}	Tj=125°C			1	mA

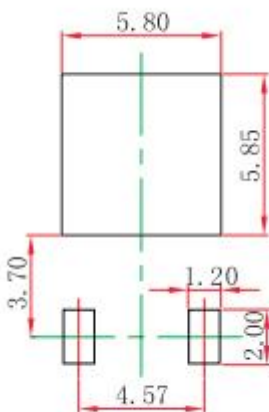


TO-252-2L Package Outline Dimensions



Symbol	Dimensions in Millimeters		Dimensions in Inches	
	Min.	Max.	Min.	Max.
A	2.200	2.400	0.087	0.094
A1	0.000	0.127	0.000	0.005
b	0.635	0.770	0.025	0.030
c	0.460	0.580	0.018	0.023
D	6.500	6.700	0.256	0.264
D1	5.100	5.460	0.201	0.215
D2	4.830 REF.		0.190 REF.	
E	6.000	6.200	0.236	0.244
e	2.186	2.386	0.086	0.094
L	9.712	10.312	0.382	0.406
L1	2.900 REF.		0.114 REF.	
L2	1.400	1.700	0.055	0.067
L3	4.460 REF.		0.1756 REF.	
L4	0.600	1.000	0.024	0.039
Phi	1.100	1.300	0.043	0.051
theta	0°	8°	0°	8°
h	0.000	0.300	0.000	0.012
V	5.250 REF.		0.207 REF.	

TO-252-2L Suggested Pad Layout



- Note:
1. Controlling dimension: in millimeters.
 2. General tolerance: ± 0.05 mm.
 3. The pad layout is for reference purposes only.

X-ON Electronics

Largest Supplier of Electrical and Electronic Components

Click to view similar products for [Triacs](#) category:

Click to view products by [Juxing Electronic Technology](#) manufacturer:

Other Similar products are found below :

[BT137-600-0Q](#) [2N6075A](#) [NTE5688](#) [D31410](#) [ACS102-5T1](#) [ACS102-5TA](#) [MAC97A4G](#) [Z0107MAG](#) [Z0107MARL1G](#) [Z0109MARLRPG](#)
[BTA316-800ET,127](#) [BTA316-800CTQ](#) [ACTT8X-800CTNQ](#) [MCR22-6G](#) [BTA16-800B\(MS\)](#) [TYN1025RG-JSM](#) [BT138-600D](#) [BTA26-800BRG](#) [BT138-600E](#) [BTA24-600CWRG](#) [BTA16-800CWRG](#) [BT138-600E](#) [BTA08-800CW](#) [BTB24-800CW](#) [BTA16-800CW](#) [BTA16-600CW](#) [BT169](#) [MCR100-6U](#) [FT10050-12P](#) [BT136-800E](#) [BT136S](#) [PCR606J](#) [CT404D-800S](#) [JST24A-800CW](#) [JST60IS-1600BW](#)
[TYN810RG-JSM](#) [BT139B-600E-JSM](#) [TYN812RG-JSM](#) [BTB16-800BRG-JSM](#) [BTA20-800CRG TO-220](#) [BTA16-800BRG](#) [BTW69-1200RG](#)
[TYN825RG-JSM](#) [BTA12-600CRG](#) [BT136-600E](#) [BTA12-600BRG](#) [BT139-600E](#) [BTA24-800CRG TO-220](#) [BTA16-800BWRG](#) [BTA26-600BWRG](#)