



DB101-DB107

BRIDGE RECTIFIERS

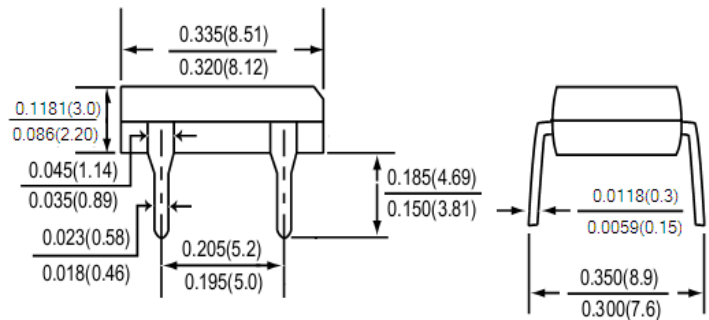
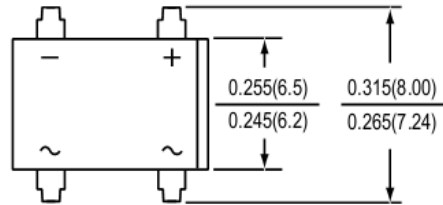
Features

- Glass Passivated Die Construction
- Low leakage
- Ideal for printed circuit board
- Surge overload rating-30A peak
- Designed for Surface Mount Application
- Plastic Material-UL Flammability 94V-0

Mechanical Data

- Case:Reliable low cost construction utilizing molded plastic technique
- Terminals:Plated Leads Solderable per MIL-STD-202, Method208
- Polarity:As Marked on Case
- Mounting Position:Any
- Marking:Type Number

DB-1



Maximum Ratings and Electrical Characteristics @TA=25°C unless otherwise specified

Single Phase, half wave, 60Hz, resistive or inductive load. For capacitive load, derate current by 20%.

Parameter	Symbol	DB101	DB102	DB103	DB104	DB105	DB106	DB107	UNIT
Maximum repetitive peak reverse voltage	V_{RRM}	50	100	200	400	600	800	1000	V
Maximum RMS voltage	V_{RMS}	35	70	140	280	420	560	700	V
Maximum DC blocking voltage	V_{DC}	50	100	200	400	600	800	1000	V
Maximum Average forward output rectified current @TA=40°C	$I(AV)$	1							A
Peak forward surge current 8.3ms single sine-wave superimposed on rated load(JEDEC Method)	I_{FSM}	30							A
Maximum instantaneous forward voltage drop per diode @1.0A	V_F	1.1							V
Maximum DC reverse current at TA=25°C rated DC blocking voltage per leg TA=125°C	I_R	5.0 500							uA
Typical thermal resistance per leg (Notel)	$R_{\theta JA}$	40							°C/W
	$R_{\theta JL}$	15							
Operating junction temperature range	T_J	-55 to +150							°C
storage temperature range	T_{stg}	-55 to +150							°C

Note:

1. Mounted on glass epoxy PC board with 1.3mm² solder pad.
2. Mounted on aluminum substrate PC board with 1.3mm² solder pad.
3. Measured at 1.0MHz and applied reverse of 4.0V D.C.



DB101-DB107

BRIDGE RECTIFIERS

Characteristic Curves ($T_A=25^\circ\text{C}$ unless otherwise noted)

FIG.1 - FORWARD CURRENT DERATING CURVE

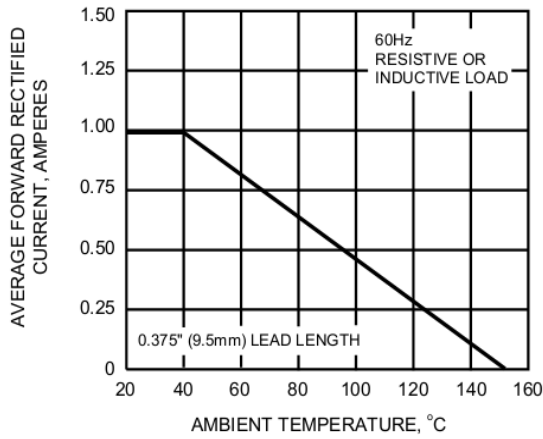


Fig. 2 Maximum Peak Forward Surge Current (per leg)

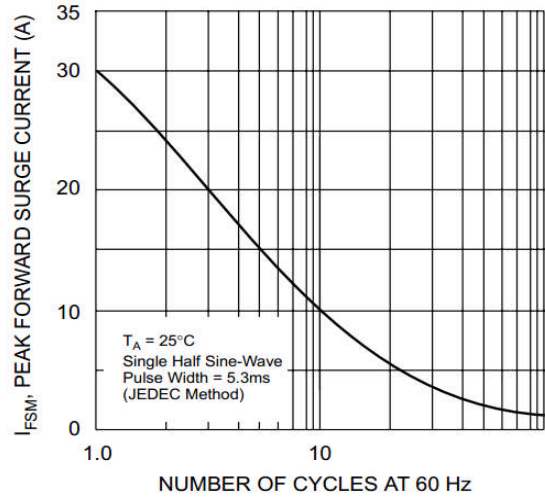


FIG.3 - TYPICAL INSTANTANEOUS FORWARD CHARACTERISTICS

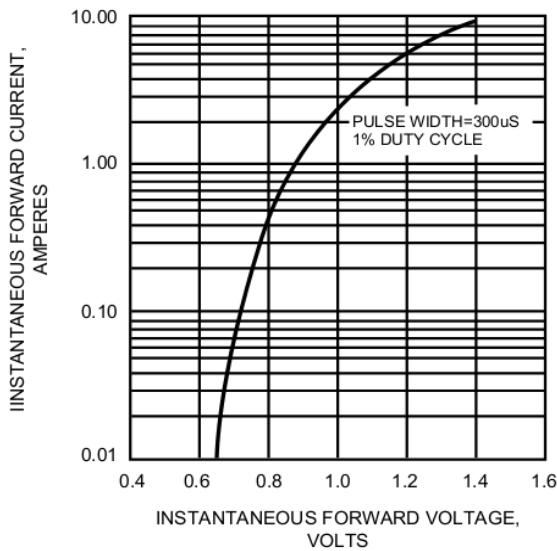


FIG.4 - TYPICAL REVERSE CHARACTERISTICS PER BRIDGE ELEMENT

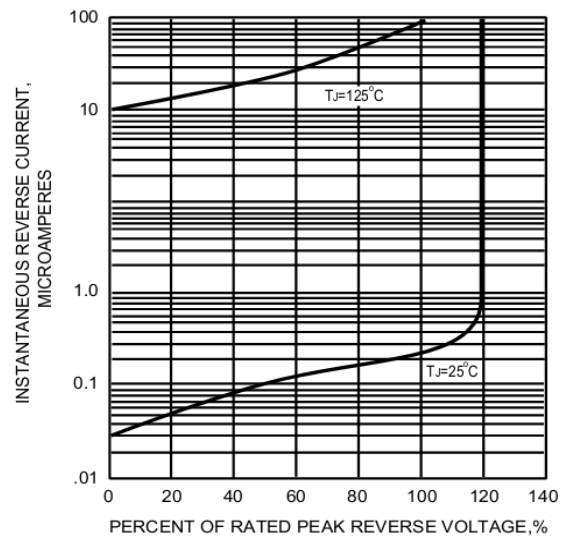
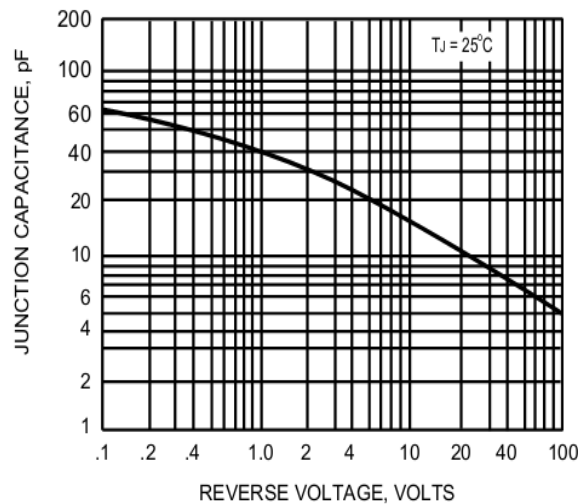


FIG.5 - TYPICAL JUNCTION CAPACITANCE



X-ON Electronics

Largest Supplier of Electrical and Electronic Components

Click to view similar products for [Bridge Rectifiers](#) category:

Click to view products by [Juxing Electronic Technology](#) manufacturer:

Other Similar products are found below :

[MB2510](#) [MB252](#) [MB356G](#) [MB358G](#) [GBJ1504-BP](#) [GBU10B-BP](#) [GBU15K-BP](#) [GBU4A-BP](#) [GBU4D-BP](#) [GBU6B-E3/45](#) [DB101-BP](#) [DF01](#)
[DF10SA-E345](#) [BU1508-E3/45](#) [BU1510-E3/45](#) [KBPC50-10S](#) [RS405GL-BP](#) [GBJ1502-BP](#) [GBU6M](#) [GSIB1520-E3/45](#) [36MB140A](#) [TB102M](#)
[MB1510](#) [MB86](#) [TL401G](#) [MDA920A2](#) [TU602](#) [TU810](#) [MP5010W-BP](#) [MP501W-BP](#) [MP502-BP](#) [BR84DTP204](#) [BU1508-E3/51](#) [KBPC25-02](#)
[VS-110MT120KPBF](#) [VS-2KBB60](#) [VS-60MT120KPBF](#) [VS-60MT80KPBF](#) [DB105-BP](#) [DF1510S](#) [VS-40MT160PAPBF](#) [VISKBU8K-E4/51](#)
[36MT100](#) [GBU4G-BP](#) [GBU6B-E3/51](#) [DF15005S-E3/77](#) [GSIB15A80-E3/45](#) [DB104-BP](#) [D3SB60](#) [TB354](#)