



ES2A-ES2J

Surface Mount Superfast Rectifiers

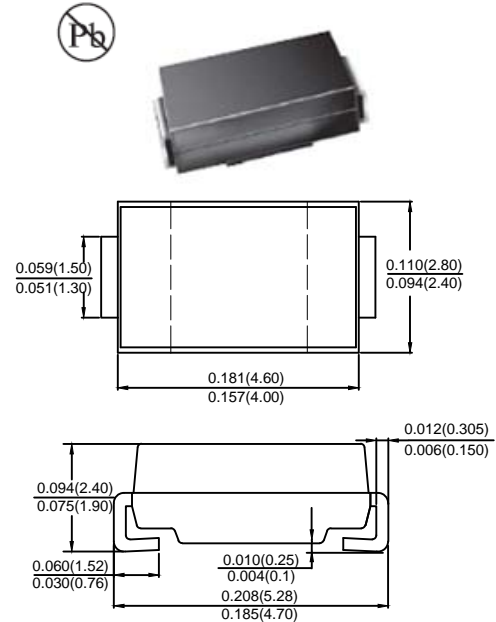
Features

- Low profile space
- Ideal for automated placement
- Glass passivated chip junctions
- Low forward voltage drop
- Low leakage current
- High forward surge capability
- High temperature soldering:
260°C/10 seconds at terminals
- Component in accordance to
RoHS 2002/95/1 and WEEE 2002/96/EC

Mechanical Date

- **Case:** JEDEC DO-214AC (SMA) molded plastic body over glass passivated chip
- **Terminals:** Solder plated, solderable per J-STD-002B and JESD22-B102D
- **Polarity:** Laser band denotes cathode end

SMA/DO-214AC



Dimensions in inches and (millimeters)

Maximum Ratings & Thermal Characteristics

Rating at 25°C ambient temperature unless otherwise specified
Single phase, half wave, 60Hz, resistive or inductive load
For capacitive load derate current by 20%

Type Number	SYMBOL	ES2A	ES2B	ES2D	ES2G	ES2J	Unit
Maximum Recurrent Peak Reverse Voltage	V_{RRM}	50	100	200	400	600	V
Maximum RMS Voltage	V_{RMS}	35	70	140	280	420	V
Maximum DC Blocking Voltage	V_{DC}	50	100	200	400	600	V
Average Rectified Output Current @ $T_L = 100^\circ C$	IF(AV)	2.0					A
Peak Forward Surge Current 8.3ms Single half sine-wave superimposed on rated load (JEDEC Method)	I_{FSM}	50					A
Rating for fusing ($t < 8.3ms$)	$I^2 t$	14.94					$A^2 s$
Forward Voltage @IF=2.0A	V_{FM}	1.0		1.25		1.65	V
Peak Reverse Current @ $T_A = 25^\circ C$	I_R	5.0					uA
At Rated DC Blocking Voltage @ $T_A = 125^\circ C$		200					
Maximum Reverse Recovery Time (Note 1)	T_{rr}	35					ns
Typical Junction Capacitance (Note 2)	C_J	40					pF
Typical Thermal Resistance Junction to Ambient (Note 3)	$R_{\theta JA}$	60					$^\circ C/W$
Operating Temperature Range	T_J	-55 to +150					$^\circ C$
Storage Temperature Range	T_{STG}	-55 to +150					$^\circ C$

Note: 1. Reverse Recovery Test Conditions: IF=0.5A, IR=1.0A, IRR=0.25A.
2. Measured at 1.0 MHz and Applied reverse Voltage of 4.0V D.C
3. 8.0MM² (.013mm Thick) Land Areas.



ES2A-ES2J

Surface Mount Superfast Rectifiers

Characteristic Curves ($T_A=25^\circ\text{C}$ unless otherwise noted)

Fig.1 Maximum Average Forward Current Rating

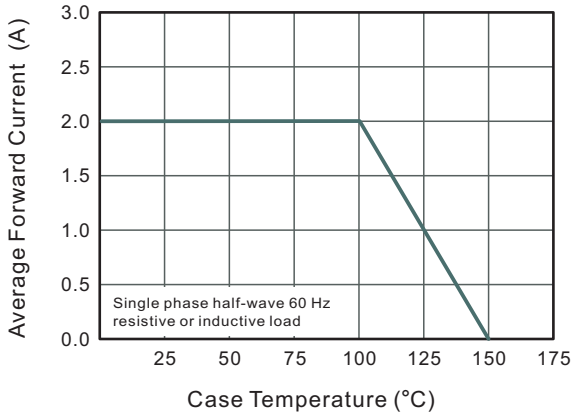


Fig.2 Typical Reverse Characteristics

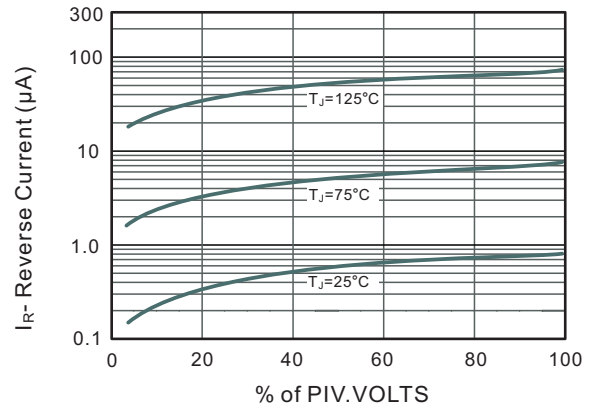


Fig.3 Typical Forward Characteristics

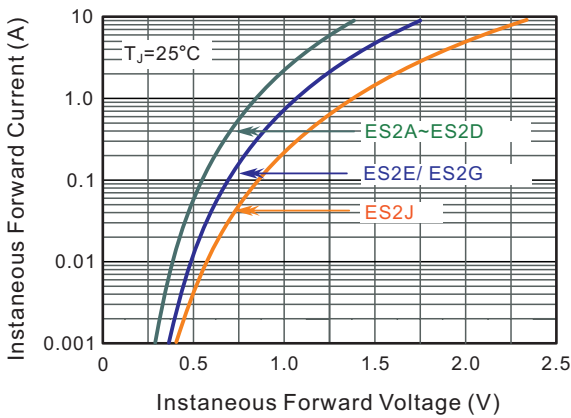


Fig.4 Typical Junction Capacitance

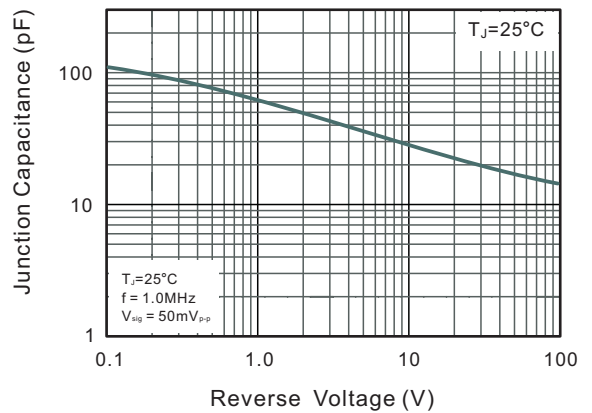
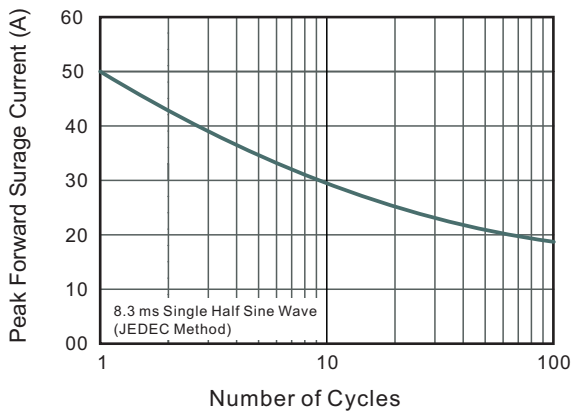
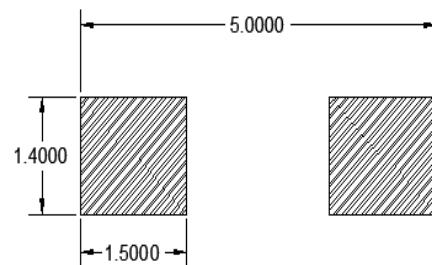


Fig.5 Maximum Non-Repetitive Peak Forward Surge Current



SMA PAD LAYOUT



X-ON Electronics

Largest Supplier of Electrical and Electronic Components

Click to view similar products for [Rectifiers](#) category:

Click to view products by [Juxing Electronic Technology](#) manufacturer:

Other Similar products are found below :

[70HFR40](#) [FR105 R0](#) [RL252-TP](#) [DLA11C-TR-E](#) [DSA17G](#) [1N5397](#) [JANTX1N5634A](#) [1N4002G](#) [1N4005-TR](#) [JANS1N6640US](#) [481235F](#)
[RRE02VS6SGTR](#) [067907F](#) [MS306](#) [US2JFL-TP](#) [A1N5404G-G](#) [CRS04\(T5L,TEMQ\)](#) [CRS12\(T5L,TEMQ\)](#) [ACGRB207-HF](#)
[CLH07\(TE16L,Q\)](#) [CLH03\(TE16L,Q\)](#) [UES1302](#) [ACGRC307-HF](#) [ACEFC304-HF](#) [DZ-1380](#) [NTE6356](#) [NTE6359](#) [JAN1N5555](#) [85HFR60](#)
[40HFR60](#) [70HF120](#) [85HFR80](#) [D126A45C](#) [SCF7500](#) [SCHJ22.5K](#) [SM100](#) [SCPA2](#) [SDHD5K](#) [ACGRA4001-HF](#) [D1821SH45T PR](#)
[D1251S45T](#) [NTE6358](#) [NTE5850](#) [NTE5819](#) [NTE5837](#) [NTE5892](#) [NTE5900](#) [NTE5911](#) [NTE5915](#) [NTE5921](#)