



# GBJ15005 THRU GBJ1510 BRIDGE RECTIFIERS

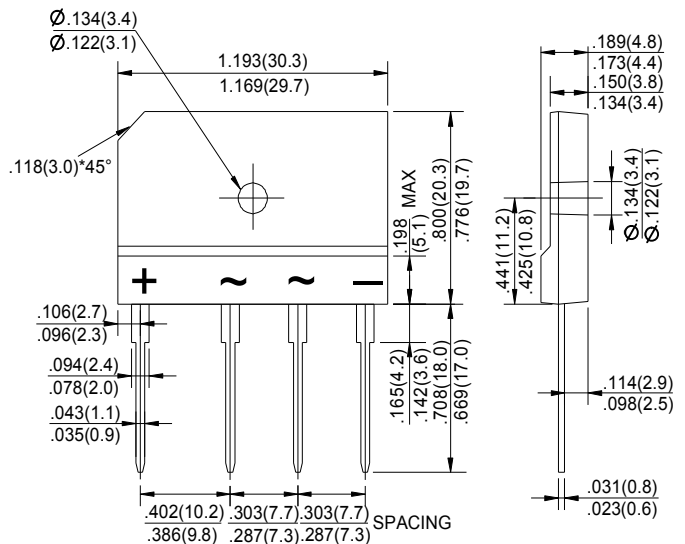
## Features

- Glass Passivated Die Construction
- Low Reverse Leakage Current
- Surge Overload Rating to 240A Peak
- Ideal for Printed Circuit Board Applications
- Plastic Material - UL Flammability Classification 94V-0
- UL Listed Under Recognized Component Index, File Number # E469616

## Mechanical Data

- Case: Molded Plastic
- Terminals: Plated Leads, Solderable per MIL-STD-202, Method 208
- Polarity: Molded on Body
- Mounting: Through Hole for #6 Screw
- Mounting Torque: 5.0 in-lbs Maximum
- Weight: 6.6 grams (approx)
- Marking: Type Number

## GBJ



Dimensions in inches and (millimeters)

## Maximum Ratings and Electrical Characteristics @ $T_A = 25^\circ\text{C}$ unless otherwise specified

Single phase, 60Hz, resistive or inductive load.  
For capacitive load, derate current by 20%.

| CHARACTERISTICS   | SYMBOL          | GBJ 15005 | GBJ 1501 | GBJ 1502 | GBJ 1504 | GBJ 1506    | GBJ 1508 | GBJ 1510 | UNIT                 |
|---|-----------------|-----------|----------|----------|----------|-------------|----------|----------|----------------------|
| Maximum Recurrent Peak Reverse Voltage  | $V_{RRM}$       | 50        | 100      | 200      | 400      | 600         | 800      | 1000     | V                    |
| Maximum RMS Voltage   | $V_{RMS}$       | 35        | 70       | 140      | 280      | 420         | 560      | 700      | V                    |
| Maximum DC Blocking Voltage   | $V_{DC}$        | 50        | 100      | 200      | 400      | 600         | 800      | 1000     | V                    |
| Maximum Average Forward Rectified Current (with heatsink Note 2) @ $T_C=100^\circ\text{C}$ (without heatsink) | $I_{(AV)}$      |           |          |          |          | 15.0        |          |          | A                    |
| Peak Forward Surge Current 8.3ms Single Half Sine-Wave Super Imposed on Rated Load (JEDEC Method)             | $I_{FSM}$       |           |          |          |          | 240         |          |          | A                    |
| Maximum Forward Voltage at 7.5A DC  | $V_F$           |           |          |          |          | 1.1         |          |          | V                    |
| Maximum DC Reverse Current at Rated DC Blocking Voltage @ $T_J=25^\circ\text{C}$ @ $T_J=125^\circ\text{C}$    | $I_R$           |           |          |          |          | 10.0        |          |          | $\mu\text{A}$        |
| $I^2t$ Rating for Fusing ( $t < 8.3\text{ms}$ )   | $I^2t$          |           |          |          |          | 240         |          |          | $\text{A}^2\text{s}$ |
| Typical Junction Capacitance Per Element (Note1)  | $C_J$           |           |          |          |          | 60          |          |          | pF                   |
| Typical Thermal Resistance  | $R_{\theta JC}$ |           |          |          |          | 0.8         |          |          | $^\circ\text{C/W}$   |
| Operating Temperature Range   | $T_J$           |           |          |          |          | -55 to +150 |          |          | $^\circ\text{C}$     |
| Storage Temperature Range   | $T_{STG}$       |           |          |          |          | -55 to +150 |          |          | $^\circ\text{C}$     |

NOTES: 1. Measured at 1.0MHz and applied reverse voltage of 4.0V DC.

2. Device mounted on 300mm\*300mm\*1.6mm Cu plate heatsink.



# GBJ15005 THRU GBJ1510 BRIDGE RECTIFIERS

## Characteristic Curves ( $T_A=25^\circ\text{C}$ unless otherwise noted)

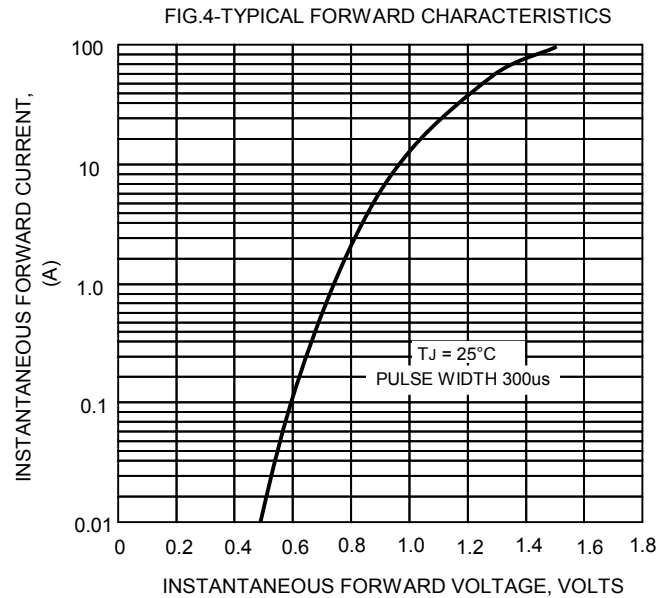
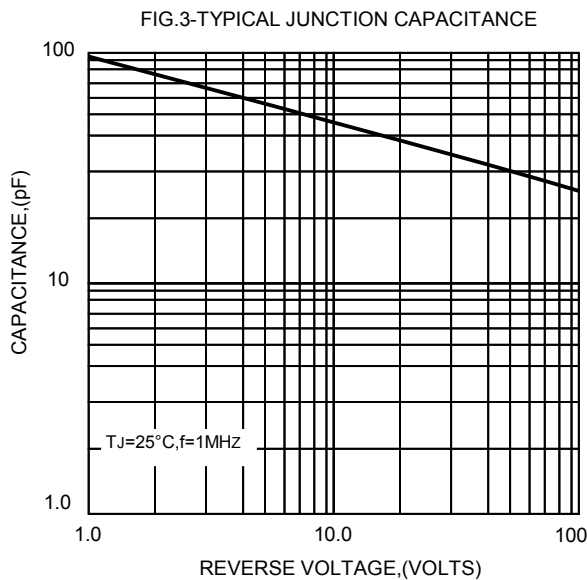
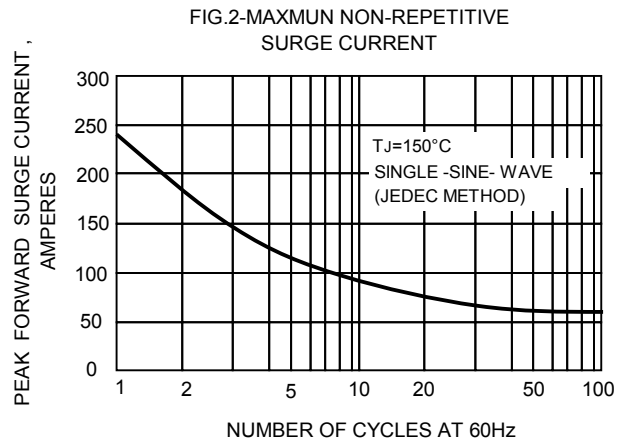
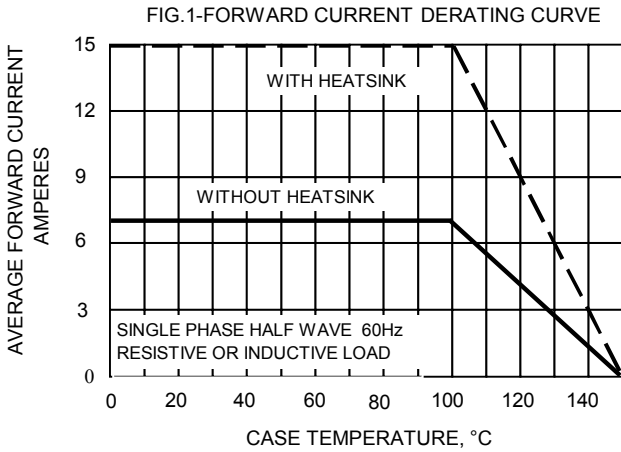
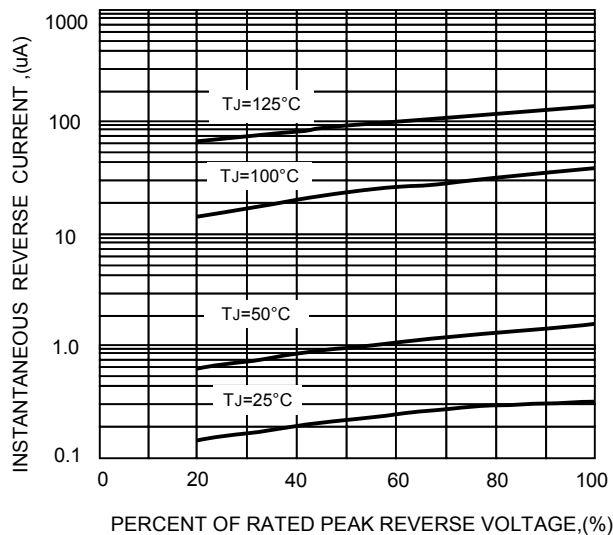


FIG.5-TYPICAL REVERSE CHARACTERISTICS



## X-ON Electronics

Largest Supplier of Electrical and Electronic Components

*Click to view similar products for [Bridge Rectifiers](#) category:*

*Click to view products by [Juxing Electronic Technology](#) manufacturer:*

Other Similar products are found below :

[MB252](#) [MB356G](#) [MB358G](#) [GBJ1504-BP](#) [GBU10B-BP](#) [GBU15K-BP](#) [GBU4A-BP](#) [GBU4D-BP](#) [DB101-BP](#) [DF01](#) [DF10SA-E345](#) [KBPC50-10S](#) [RS405GL-BP](#) [GBJ1502-BP](#) [GBU6M](#) [TB102M](#) [MB1510](#) [MB86](#) [TL401G](#) [MDA920A2](#) [TU602](#) [TU810](#) [MP5010W-BP](#) [MP501W-BP](#) [MP502-BP](#) [KBPC25-02](#) [VBO160-12NO7](#) [VS-110MT120KPBF](#) [VS-60MT80KPBF](#) [DB105-BP](#) [DF1510S](#) [VS-40MT160PAPBF](#) [GBU4G-BP](#) [GSIB15A80-E3/45](#) [DB104-BP](#) [D3SB60](#) [TB354](#) [GBJ2504-BP](#) [26MB100A](#) [B1S-G](#) [VS-40MT160KPBF](#) [VUO162-16NO7](#) [ABS10-G](#) [GBU6B-BP](#) [GBJ1508-BP](#) [BR5010-G](#) [ABS6-G](#) [B125C800G-E4/51](#) [MSB15MH-13](#) [LBS10-13](#)