



GBU10005G THRU GBU1010G

BRIDGE RECTIFIERS

FEATURES

- UL Recognized File #E469616
- Glass passivated chip junction
- Reliable low cost construction utilizing molded plastic technique
- Ideal for printed circuit board
- Low forward voltage drop
- Low reverse leakage current
- High surge current capability

MECHANICAL DATA

Case: Molded plastic, GBU

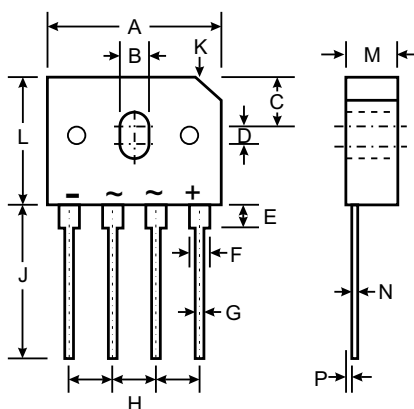
Epoxy: UL 94V-O rate flame retardant

Terminals: Leads solderable per MIL-STD-202, method 208 guaranteed

Mounting position: Any

Weight: 0.15ounce, 4.0gram

GBU



Dim	Min	Max
A	21.8	22.3
B	3.5	4.1
C	7.4	7.9
D	1.65	2.16
E	2.25	2.75
F	2.05	2.3
G	1.02	1.27
H	4.83	5.33
J	17.5	18.0
K	4.2 X 45°	
L	18.3	18.8
M	3.30	3.56
N	0.46	0.56
P	0.76	1.0

Dimensions in millimeters

Maximum Ratings and Electrical Characteristics

Ratings at 25 °C ambient temperature unless otherwise specified.

Single phase, half wave, 60Hz, resistive or inductive load.

For capacitive load, derate current by 20%.

TYPE NUMBER	SYMBOL	GBU 10005G	GBU 1001G	GBU 1002G	GBU 1004G	GBU 1006G	GBU 1008G	GBU 1010G	UNITS
Peak Repetitive Reverse Voltage	V_{RRM}	50	100	200	400	600	800	1000	V
Working Peak Reverse Voltage	V_{RWM}								
DC Blocking Voltage	V_{DC}								
RMS Reverse Voltage	V_{RMS}	35	70	140	280	420	560	700	V
Average Rectified Output Current (Note 1)@T _c =90°C	$I_{F(AV)}$	10.0							A
Non-Repetitive Peak Forward Surge Current 8.3ms Single half sine-wave superimposed on rated load (JEDEC Method)	I_{FSM}	220							A
Forward Voltage per element @I _F =5A @I _F =10A	V_{FM}	1.0 1.1							V
Peak Reverse Current @T _A =25 °C At Rated DC Blocking Voltage @T _A =125 °C	I_R	5.0 500							uA
I ² t Rating for fusing (t <8.3ms)	I ² t	166							A ² s
Typical Junction Capacitance per leg (Note 2)	C _J	70							pF
Typical Thermal Resistance per leg (Note 3)	R _{θJA}	30.9							°C/W
	R _{θJL}	7.3							
Operating and Storage Temperature Range	T _J , T _{STG}	-55to+150							°C

Note:1. Mounted on glass epoxy PC board with 1.3mm² solder pad.

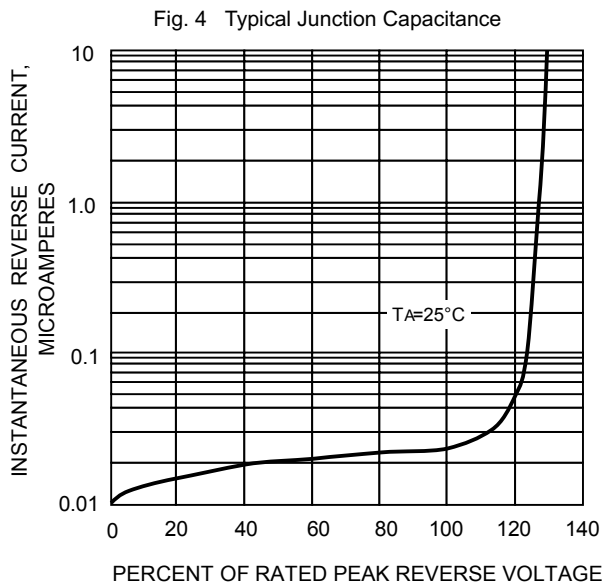
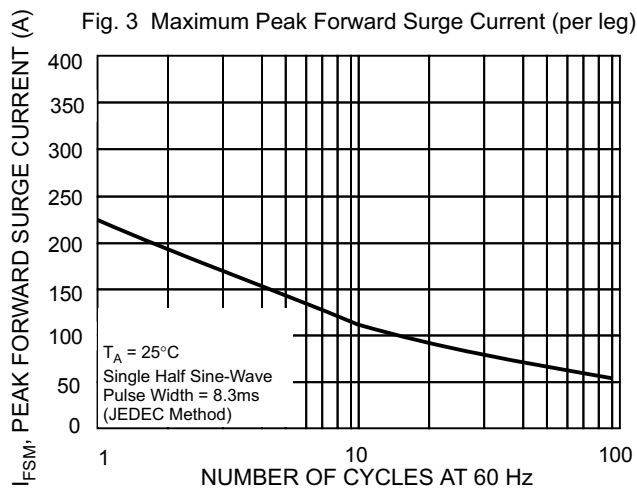
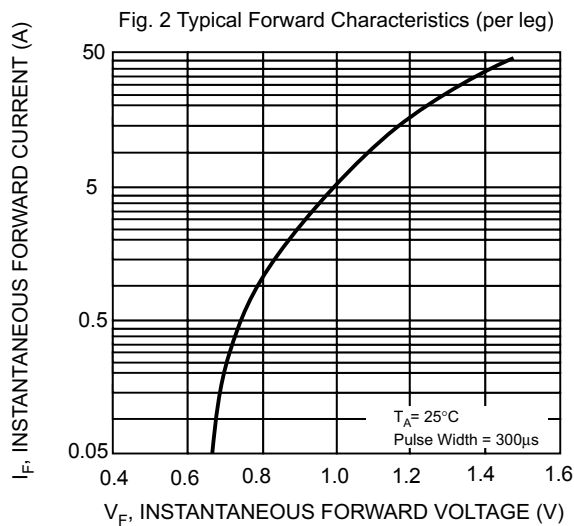
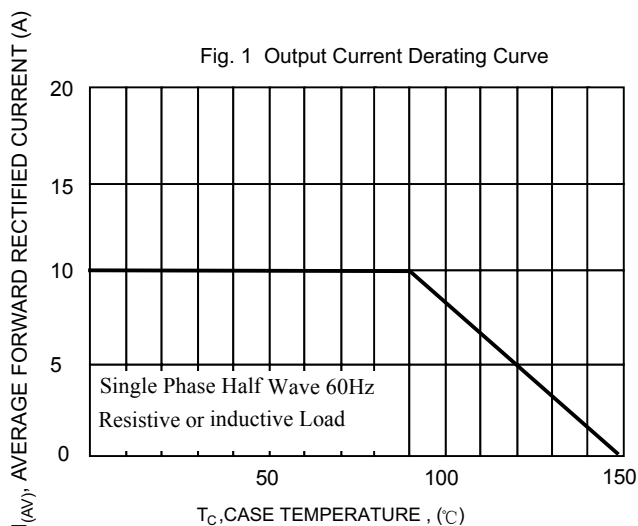
2. Measured at 1.0 MHz and applied reverse voltage of 4.0V D.C.

3. Device mounted on 50mm x 50mm x 1.6mm Cu Plate Heatsink.



GBU10005G THRU GBU1010G BRIDGE RECTIFIERS

Characteristic Curves ($T_A=25^\circ\text{C}$ unless otherwise noted)



X-ON Electronics

Largest Supplier of Electrical and Electronic Components

Click to view similar products for [Bridge Rectifiers](#) category:

Click to view products by [Juxing Electronic Technology](#) manufacturer:

Other Similar products are found below :

[MB252](#) [MB356G](#) [MB358G](#) [GBJ1504-BP](#) [GBU10B-BP](#) [GBU15K-BP](#) [GBU4A-BP](#) [GBU4D-BP](#) [DB101-BP](#) [DF01](#) [DF10SA-E345](#) [KBPC50-10S](#) [RS405GL-BP](#) [GBJ1502-BP](#) [GBU6M](#) [TB102M](#) [MB1510](#) [MB86](#) [TL401G](#) [MDA920A2](#) [TU602](#) [TU810](#) [MP5010W-BP](#) [MP501W-BP](#) [MP502-BP](#) [KBPC25-02](#) [VBO160-12NO7](#) [VS-110MT120KPBF](#) [VS-60MT80KPBF](#) [DB105-BP](#) [DF1510S](#) [VS-40MT160PAPBF](#) [GBU4G-BP](#) [GSIB15A80-E3/45](#) [DB104-BP](#) [D3SB60](#) [TB354](#) [GBJ2504-BP](#) [26MB100A](#) [B1S-G](#) [VS-40MT160KPBF](#) [VUO162-16NO7](#) [ABS10-G](#) [GBU6B-BP](#) [GBJ1508-BP](#) [BR5010-G](#) [ABS6-G](#) [B125C800G-E4/51](#) [MSB15MH-13](#) [LBS10-13](#)