



# KBL6005 THRU KBL610

## BRIDGE RECTIFIERS

### FEATURES

- UL Recognized File # E469616
- Reliable low cost construction utilizing molded plastic technique
- Ideal for printed circuit board
- Low forward voltage drop
- Low reverse leakage current
- High surge current capability
- Glass passivated chip junctions

### MECHANICAL DATA

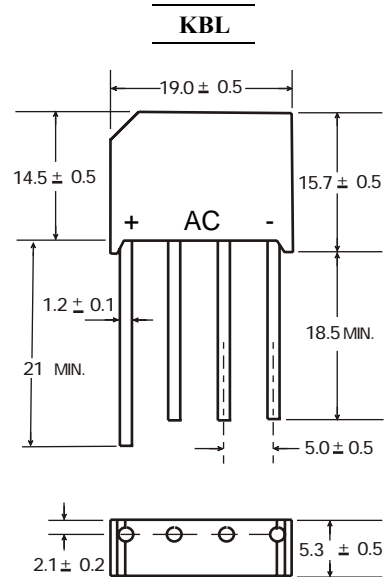
Case: Molded plastic, KBL

Epoxy: UL 94V-O rate flame retardant

Terminals: Leads solderable per MIL-STD-202, method 208 guaranteed

Mounting position: Any

Weight: 0.2ounce, 5.6gram



Dimensions in inches and (millimeters)

### Maximum Ratings and Electrical Characteristics

Ratings at 25 °C ambient temperature unless otherwise specified.

Single phase, half wave, 60Hz, resistive or inductive load.

For capacitive load, derate current by 20%.

	Symbols	KBL6005	KBL601	KBL602	KBL604	KBL606	KBL608	KBL610	Units
Maximum Recurrent Peak Reverse Voltage	$V_{RRM}$	50	100	200	400	600	800	1000	Volts
Maximum RMS Voltage	$V_{RMS}$	35	70	140	280	420	560	700	Volts
Maximum DC Blocking Voltage	$V_{DC}$	50	100	200	400	600	800	1000	Volts
Maximum Average Forward Rectified Current .5" (12.7mm) Lead Length at $T_A=50$	$I_{(AV)}$	6.0							Amp
Peak Forward Surge Current, 8.3ms single half-sine-wave superimposed on rated load (JEDEC method)	$I_{FSM}$	120							Amp
Maximum Forward Voltage at 6.0A DC and 25	$V_F$	1.1							Volts
Maximum Reverse Current at $T_A=25$ at Rated DC Blocking Voltage $T_A=100$	$I_R$	10.0 500							uAmp
Typical Junction Capacitance (Note 1)	$C_J$	40							pF
Typical Thermal Resistance (Note 2)	$R_{\theta JA}$	19							/W
Typical Thermal Resistance (Note 3)	$R_{\theta JL}$	2.4							/W
Operating and Storage Temperature Range	$T_J, T_{stg}$	-55 to +150							

#### NOTES:

1- Measured at 1 MHz and applied reverse voltage of 4.0 VDC.

2- Thermal resistance from junction to ambient with units mounted on 3.0 x 3.0 x 0.11" thick (7.5 x 7.5 x 0.3cm) Al. plate

3- Thermal resistance from junction to lead with units mounted on P.C.B. at 0.375" (9.5mm) lead length and 0.5 x 0.5" (12 x 12mm) copper pads



# KBL6005 THRU KBL610

## BRIDGE RECTIFIERS

### Characteristic Curves ( $T_A=25\text{ }^\circ\text{C}$ unless otherwise noted)

FIG.1-MAXIMUM FORWARD SURGE CURRENT

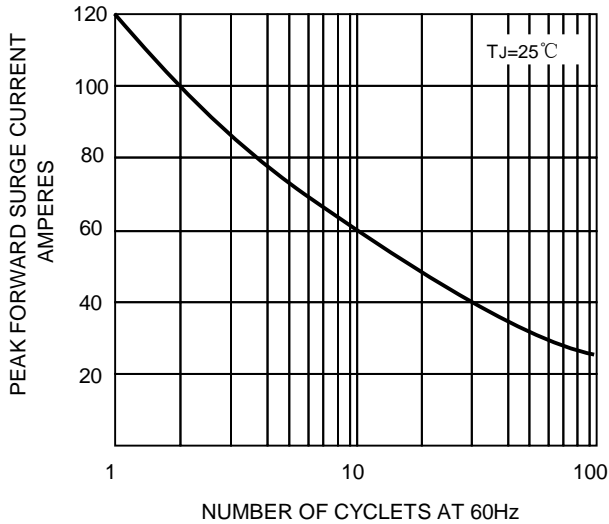


FIG.2-DERATING CURVE  
OUTPUT RECTIFIED CURRENT

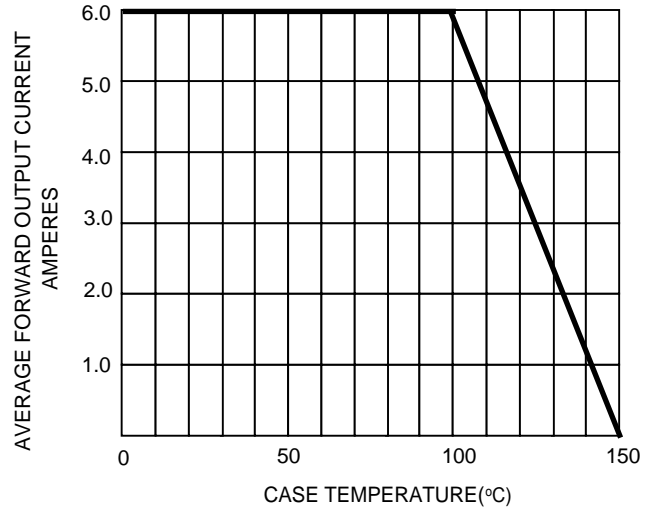


FIG.3-TYPICAL FORWARD CHARACTERISTICS

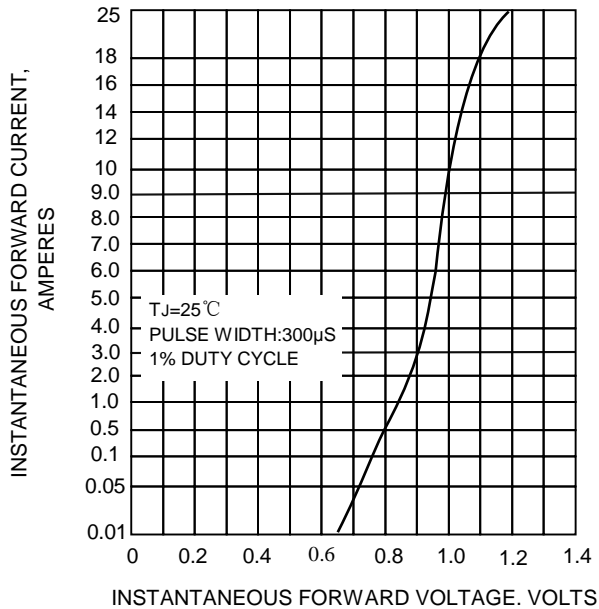
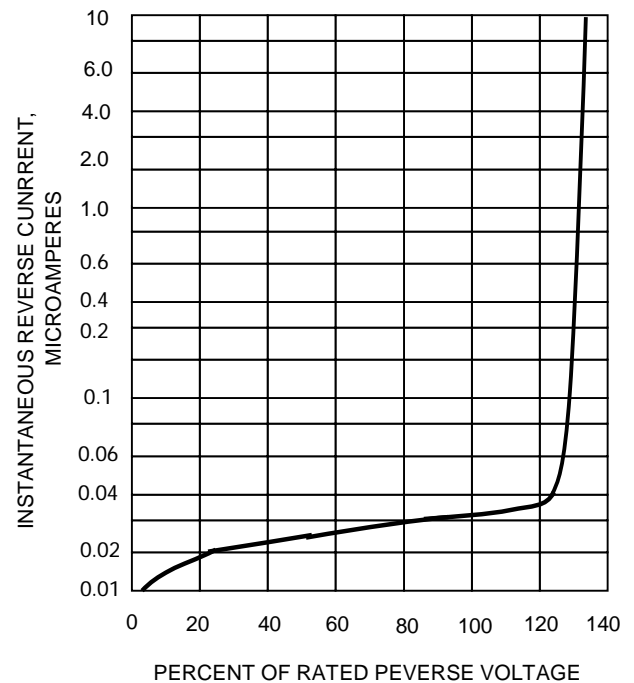


FIG.4-TYPICAL REVERSE CHARACTERISTICS



## X-ON Electronics

Largest Supplier of Electrical and Electronic Components

*Click to view similar products for [Bridge Rectifiers](#) category:*

*Click to view products by [Juxing Electronic Technology](#) manufacturer:*

Other Similar products are found below :

[MB2510](#) [MB252](#) [MB356G](#) [MB358G](#) [GBJ1504-BP](#) [GBU10B-BP](#) [GBU15K-BP](#) [GBU4A-BP](#) [GBU4D-BP](#) [GBU6B-E3/45](#) [DB101-BP](#) [DF01](#)  
[DF10SA-E345](#) [BU1508-E3/45](#) [BU1510-E3/45](#) [KBPC50-10S](#) [RS405GL-BP](#) [GBJ1502-BP](#) [GBU6M](#) [GSIB1520-E3/45](#) [36MB140A](#) [TB102M](#)  
[MB1510](#) [MB86](#) [TL401G](#) [MDA920A2](#) [TU602](#) [TU810](#) [MP5010W-BP](#) [MP501W-BP](#) [MP502-BP](#) [BR84DTP204](#) [BU1508-E3/51](#) [KBPC25-02](#)  
[VS-110MT120KPBF](#) [VS-2KBB60](#) [VS-60MT120KPBF](#) [VS-60MT80KPBF](#) [DB105-BP](#) [DF1510S](#) [VS-40MT160PAPBF](#) [VISKBU8K-E4/51](#)  
[36MT100](#) [GBU4G-BP](#) [GBU6B-E3/51](#) [DF15005S-E3/77](#) [GSIB15A80-E3/45](#) [DB104-BP](#) [D3SB60](#) [TB354](#)