

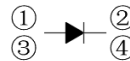



MBR2040xT THRU MBR20200xT Surface Mount Schottky Rectifiers

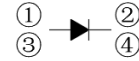

FEATURES

- High current capability
- Low forward voltage drop
- Low power loss, high efficiency
- High surge capability
- High temperature soldering guaranteed
- Mounting position: any

TO-251(I-PAK)



TO-252(D-PAK)



MAXIMUM RATINGS AND ELECTRICAL CHARACTERISTICS

Ratings at 25°C ambient temperature unless otherwise specified.

CHARACTERISTICS	TO-251	MBR2040VT	MBR2045VT	MBR2060VT	MBR20100VT	MBR20150VT	MBR20200VT	UNIT
	TO-252	MBR2040DT	MBR2045DT	MBR2060DT	MBR20100DT	MBR20150DT	MBR20200DT	
Maximum Recurrent Peak Reverse Voltage	V _{RRM}	40	45	60	100	150	200	V
Maximum RMS Voltage	V _{RMS}	28	31.5	42	70	105	140	V
Maximum DC Blocking Voltage	V _{DC}	40	45	60	100	150	200	V
Maximum Average Forward Rectified Current	I <sub(av)< sub=""></sub(av)<>	20.0						A
Peak Forward Surge Current 8.3ms Single Half Sine-Wave Super Imposed on Rated Load (JEDEC Method)	I _{FSM}	120						A
Maximum Forward Voltage at 10.0A DC per leg	V _F	0.60		0.70	0.85	0.90	0.92	V
Maximum DC Reverse Current at Rated DC Blocking Voltage	I _R	0.1 20						mA
Typical Junction Capacitance Per Element (Note1)	C _J	600		400				pF
Typical Thermal Resistance (Note2)	R _{θJA}	45						°C/W
Operating Temperature Range	T _J	-55 to +150						°C
Storage Temperature Range	T _{STG}	-55 to +150						°C

NOTES: 1. Measured at 1.0MHz and applied reverse voltage of 4.0V DC.

2. Mounted on 10cm x 10cm x 1mm copper pad area



MBR2040xT THRU MBR20200xT Surface Mount Schottky Rectifiers

Characteristic Curves ($T_A=25^\circ\text{C}$ unless otherwise noted)

FIG.1-TYPICAL FORWARD CURRENT DERATING CURVE

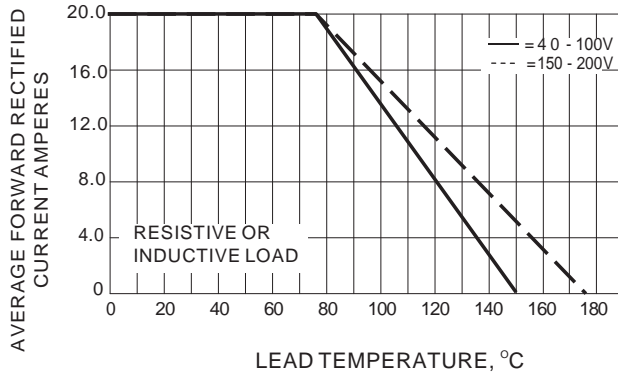


FIG.2-TYPICAL FORWARD CHARACTERISTICS

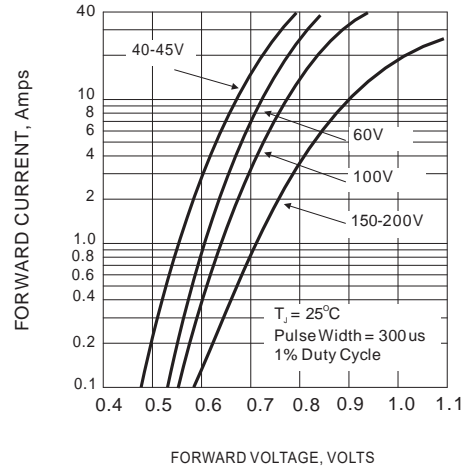


FIG.3-MAXIMUM NON-REPETITIVE FORWARD SURGE CURRENT

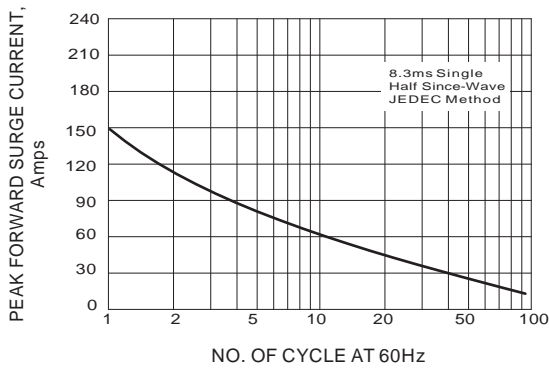
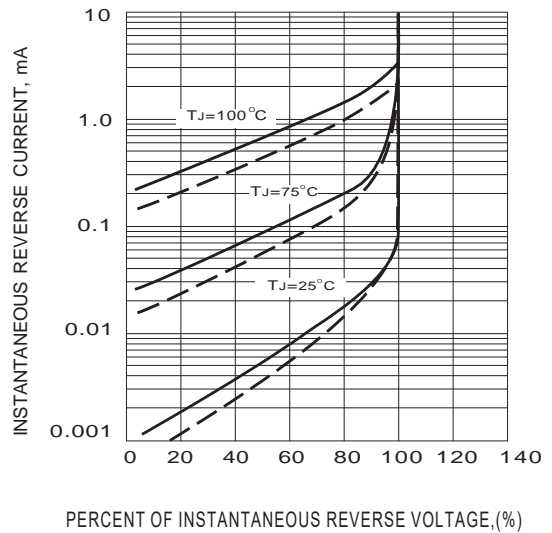


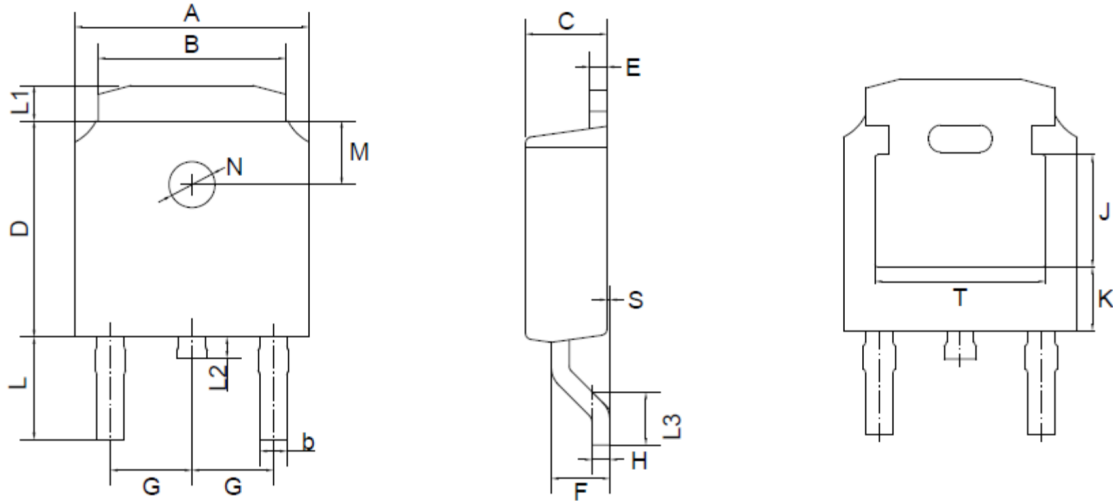
FIG.4 - TYPICAL REVERSE CHARACTERISTICS





MBR2040xT THRU MBR20200xT Surface Mount Schottky Rectifiers

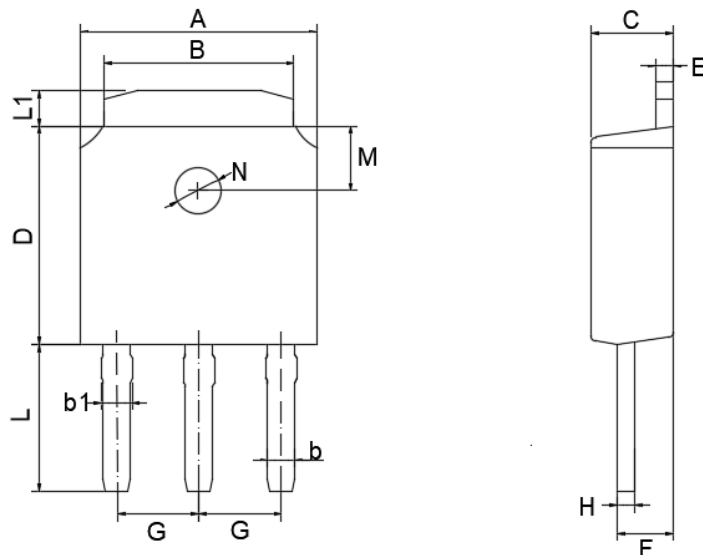
TO-252(D-PAK) Package Outline Dimensions



TO-252(D-PAK) mechanical data

UNIT	A	B	b	C	D	E	F	G	H	L	L1	L2	L3	S	M	N	J	K	T	
mm	max	6.7	5.5	0.8	2.5	6.3	0.6	1.8	2.29	0.55	3.1	1.2	1.0	1.75	0.1	1.8	1.3	3.16	1.80	4.83
	min	6.3	5.1	0.3	2.1	5.9	0.4	1.3	TYPICAL	0.45	2.7	0.8	0.6	1.40	0.0	TYPICAL	TYPICAL	ref.	ref.	ref.
mil	max	264	217	31	98	248	24	71	90	22	122	47	39	69	4	71	51	124	71	190
	min	248	201	12	83	232	16	51	TYPICAL	18	106	31	24	55	0	TYPICAL	TYPICAL	ref.	ref.	ref.

TO-251(I-PAK) Package Outline Dimensions



TO-251(I-PAK) mechanical data

UNIT	A	B	b	b1	C	D	E	F	G	H	L	L1	M	N	
mm	max	6.70	5.50	0.80	0.90	2.50	6.30	0.60	1.80	2.29	0.55	4.30	1.20	1.8	1.3
	min	6.30	5.10	0.30	0.76	2.10	5.90	0.40	1.30	TYPICAL	0.45	3.90	0.80	TYPICAL	TYPICAL
mil	max	264	217	31	35	98	248	24	71	90	22	169	47	71	51
	min	248	201	12	30	83	232	16	51	TYPICAL	18	154	31	TYPICAL	TYPICAL

X-ON Electronics

Largest Supplier of Electrical and Electronic Components

Click to view similar products for [Schottky Diodes & Rectifiers](#) category:

Click to view products by [Juxing Electronic Technology](#) manufacturer:

Other Similar products are found below :

[MA4E2039](#) [MA4E2508M-1112](#) [MBR0530L-TP](#) [MBR10100CT-BP](#) [MBR1545CT](#) [MMBD301M3T5G](#) [RB160M-50TR](#)
[BAS16E6433HTMA1](#) [BAS 3010S-02LRH E6327](#) [BAT 54-02LRH E6327](#) [IDL02G65C5XUMA1](#) [NSR05F40QNXT5G](#) [NSVR05F40NXT5G](#)
[NTE555](#) [JANS1N6640](#) [SB07-03C-TB-H](#) [SK310-T](#) [SK33A-TP](#) [SK34B-TP](#) [SS3003CH-TL-E](#) [PDS3100Q-7](#) [GA01SHT18](#)
[CRS10I30A\(TE85L,QM](#) [MA4E2501L-1290](#) [MBRB30H30CT-1G](#) [JANTX1N5712-1](#) [SB007-03C-TB-E](#) [SK33B-TP](#) [SK35A-TP](#) [SK38B-LTP](#)
[NTE505](#) [NTSB30U100CT-1G](#) [VS-6CWQ10FNHM3](#) [CRG04\(T5L,TEMQ\)](#) [ACDBA1100LR-HF](#) [ACDBA1200-HF](#) [ACDBA240-HF](#)
[ACDBA3100-HF](#) [CDBQC0530L-HF](#) [ACDBA260LR-HF](#) [ACDBA1100-HF](#) [MA4E2502L-1246](#) [10BQ015-M3/5BT](#) [10BQ060-M3/5BT](#)
[NRVB130LSFT1G](#) [CRS08TE85LQM](#) [PMAD1108-LF](#) [B120Q-13-F](#) [1N5819T-G](#) [B0530WSQ-7-F](#)