



MBR3040 THRU MBR30200

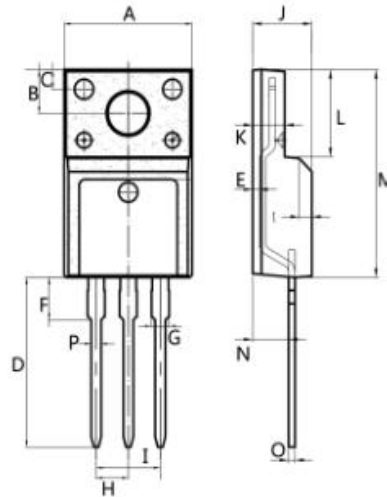
Schottky Barrier Rectifiers

FEATURES

- Plastic package has Underwriters Laboratory Flammability Classification 94V-0. Flame Retardant Epoxy Molding Compound.
- Metal silicon junction, majority carrier conduction
- Low power loss, high efficiency.
- High current capability
- For use in low voltage, high frequency inverters free wheeling, and polarity protection applications.
- Lead free in comply with EU RoHS 2011/65/EU directives

MECHANICAL DATA

- Case: ITO-220AB molded plastic
- Terminals: Solder plated, solderable per MIL-STD-750, Method 2026
- Polarity: As marked.
- Mounting Position: Any



ITO- 220AB

Dim.	Min.	Max.
A	9.95	10.25
B	2.95	3.25
C	1.25	1.45
D	12.95	13.25
E	0.50	0.65
F	3.1	3.3
G	1.30	1.45
H	Typ 2.54	
I	Typ 5.08	
J	4.60	4.75
K	2.50	2.65
L	6.35	6.55
M	15.4	16.0
N	2.75	3.05
O	0.48	0.52
P	0.76	0.84

All Dimensions in millimeter

MAXIMUM RATINGS AND ELECTRICAL CHARACTERISTICS

Ratings at 25°C ambient temperature unless otherwise specified. Single phase, half wave, 60 Hz, resistive or inductive load.

For capacitive load, derate current by 20%

PARAMETER	SYMBOL	MBR 3040	MBR 3045	MBR 3050	MBR 3060	MBR 3080	MBR 3090	MBR 30100	MBR 30150	MBR 30200	UNITS
Maximum Recurrent Peak Reverse Voltage	V_{RRM}	40	45	50	60	80	90	100	150	200	V
Maximum RMS Voltage	V_{RMS}	28	31.5	35	42	56	63	70	105	140	V
Maximum DC Blocking Voltage	V_{DC}	40	45	50	60	80	90	100	150	200	V
Maximum Average Forward Current	$I_{F(AV)}$	30									A
Peak Forward Surge Current : 8.3 ms single half sine-wave superimposed on rated load (JEDEC method)	I_{FSM}	200									A
Maximum Forward Voltage at 15A per leg	V_F	0.65		0.75		0.85		0.95			V
Maximum DC Reverse Current at Rated DC Blocking Voltage $T_J=25^\circ\text{C}$ $T_J=125^\circ\text{C}$	I_R						0.05 20				mA
Typical Thermal Resistance	$R_{\theta JC}$						1.4				$^\circ\text{C} / \text{W}$
Operating Junction and Storage Temperature Range	T_J, T_{STG}	-55 to + 150							-55 to + 175		$^\circ\text{C}$



MBR3040 THRU MBR30200

Schottky Barrier Rectifiers

Characteristic Curves ($T_A=25^\circ\text{C}$ unless otherwise noted)

Fig.1- FORWARD CURRENT DERATING CURVE

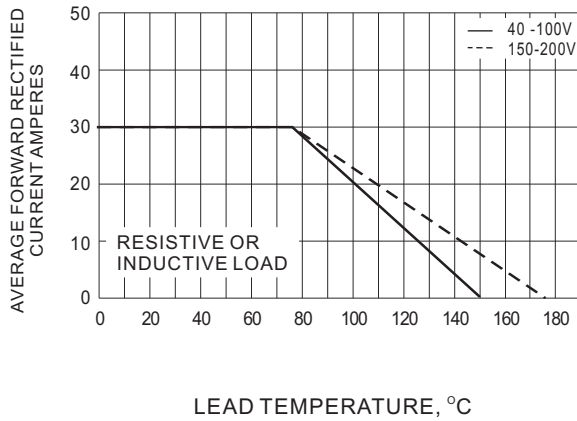


Fig.2- MAXIMUM NON-REPETITIVE SURGE CURRENT

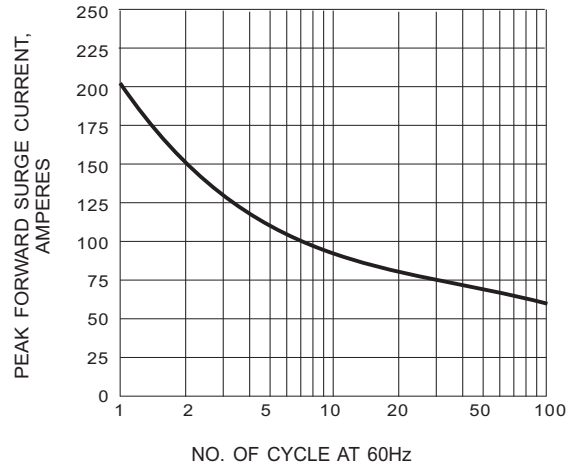


Fig.3- TYPICAL REVERSE CHARACTERISTIC

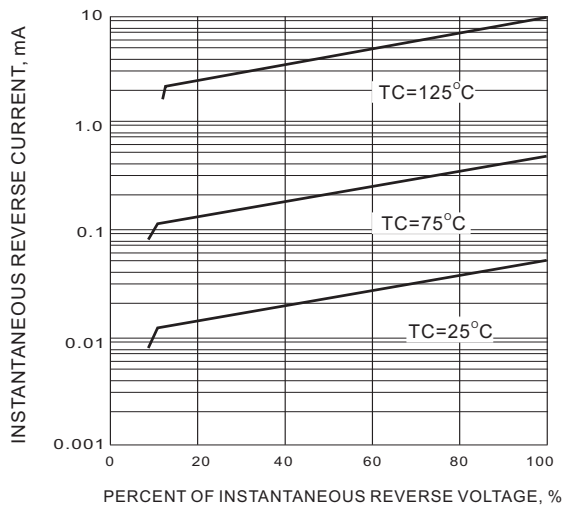
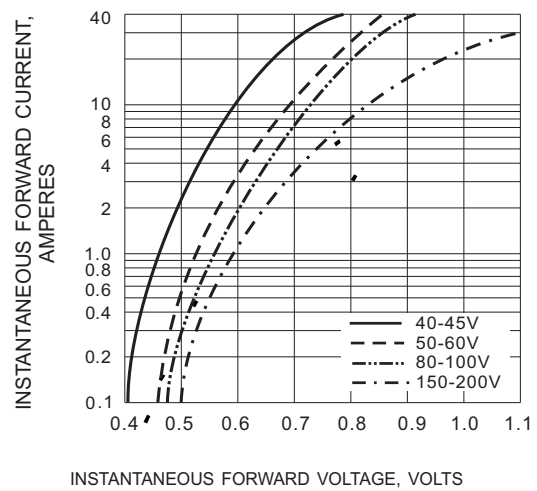


Fig.4- TYPICAL INSTANTANEOUS FORWARD CHARACTERISTIC



X-ON Electronics

Largest Supplier of Electrical and Electronic Components

Click to view similar products for [Schottky Diodes & Rectifiers](#) category:

Click to view products by [Juxing Electronic Technology](#) manufacturer:

Other Similar products are found below :

[MA4E2039](#) [MA4E2508M-1112](#) [MBR1545CT](#) [MMBD301M3T5G](#) [RB160M-50TR](#) [D83C](#) [BAS16E6433HTMA1](#) [BAT 54-02LRH E6327](#)
[NRVBAF360T3G](#) [NSR05F40QNXT5G](#) [NTE555](#) [JANS1N6640](#) [SK310-T](#) [SK34B-TP](#) [SS3003CH-TL-E](#) [GA01SHT18](#)
[CRS10I30A\(TE85L,QM](#) [MA4E2501L-1290](#) [MBRA140TRPBF](#) [MBRB30H30CT-1G](#) [BAT 15-04R E6152](#) [JANTX1N5712-1](#) [DMJ3940-000](#)
[SB007-03C-TB-E](#) [SK33B-TP](#) [NRVBB20100CTT4G](#) [NRVBM120LT1G](#) [NTSB30U100CT-1G](#) [VS-6CWQ10FNHM3](#) [CRG04\(T5L,TEMQ\)](#)
[ACDBA1100LR-HF](#) [ACDBA1200-HF](#) [ACDBA240-HF](#) [ACDBA3100-HF](#) [CDBQC0530L-HF](#) [CDBQC0240LR-HF](#) [ACDBA260LR-HF](#)
[ACDBA1100-HF](#) [MA4E2502L-1246](#) [10BQ015-M3/5BT](#) [NRVBM120ET1G](#) [CRS08TE85LQM](#) [PMAD1108-LF](#) [B120Q-13-F](#) [1N5819T-G](#)
[B0530WSQ-7-F](#) [PDS1040Q-13](#) [B160BQ-13-F](#) [SDM05U20CSP-7](#) [B140S1F-7](#)