



RABS12-RABS10

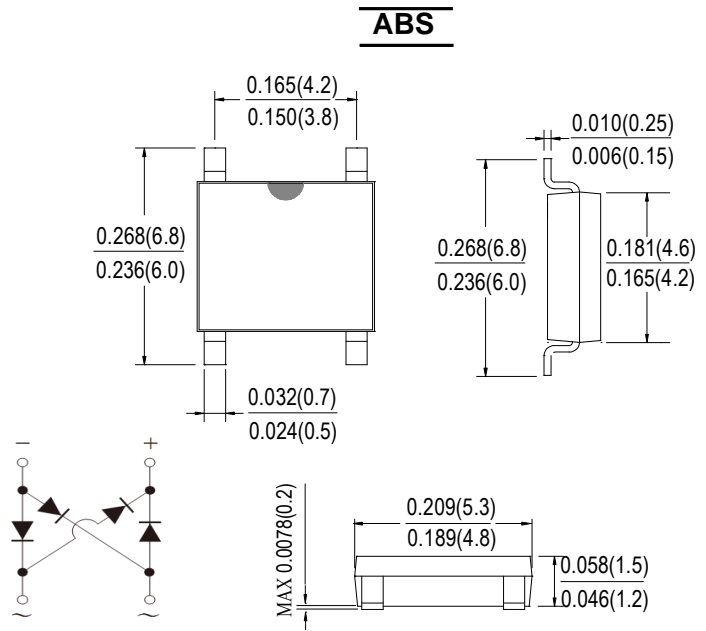
SURFACE MOUNT FAST RECOVERY BRIDGE RECTIFIERS

Features

- Glass passivated die construction
- Low forward voltage drop
- High current capability
- High surge current capability
- Designed for surface mount application
- Plastic material-UL flammability 94V-0
- UL Recognized File # E476623

Mechanical Data

- Case: SOPA-4, molded plastic
- Terminals: plated leads solderable per MIL-STD-202, Method 208
- Polarity: as marked on case
- Mounting position: Any
- Marking: type number



Dimensions in inches and (millimeters)

Maximum Ratings and Electrical Characteristics

Rating at 25°C ambient temperature unless otherwise specified.

Single Phase, half wave, 60Hz, resistive or inductive load.

For capacitive load, derate current by 20%.

TYPE NUMBER	SYMBOL	RABS2	RABS4	RABS6	RABS8	RABS10	UNITS
Peak Repetitive Reverse Voltage	V_{RRM}	200	400	600	800	1000	V
Working Peak Reverse Voltage	V_{RWM}						
DC Blocking Voltage	V_{DC}						
RMS Reverse Voltage	V_{RMS}	140	280	420	560	700	V
Average Rectified Output Current @ $T_c = 100^\circ\text{C}$	$I_F(AV)$	1.2					A
Non-Repetitive Peak Forward Surge Current 8.3ms Single half sine-wave superimposed on rated load (JEDEC Method)	I_{FSM}	40					A
Rating for fusing ($t < 8.3\text{ms}$)	I^2t	14.94					$\text{A}^2 \text{s}$
Forward Voltage per element @ $I_F = 2.0\text{A}$	V_{FM}	1.3					V
Maximum Reverse Recovery Time (Note 1)	T_{rr}	500					ns
Peak Reverse Current @ $T_A = 25^\circ\text{C}$ At Rated DC Blocking Voltage @ $T_A = 125^\circ\text{C}$	I_R	5.0 50					μA
Typical Thermal Resistance per leg	$R_{\theta JA}$	72					$^\circ\text{C/W}$
	$R_{\theta JL}$	20					
Operating and Storage Temperature Range	T_J, T_{STG}	-55to+150					$^\circ\text{C}$

Note: 1.Reverse Recovery Test Conditions: $I_F = 0.5\text{A}$, $I_R = 1.0\text{A}$, $IRR = 0.25\text{A}$.



RABS12-RABS10

SURFACE MOUNT FAST RECOVERY BRIDGE RECTIFIERS

Characteristic Curves ($T_A=25\text{ }^\circ\text{C}$ unless otherwise noted)

Fig.1 Forward Current Derating Curve

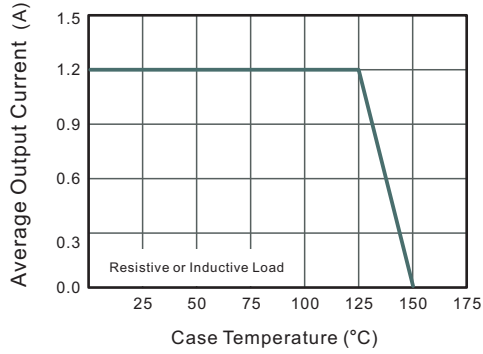


Fig.2 Typical Reverse Characteristics

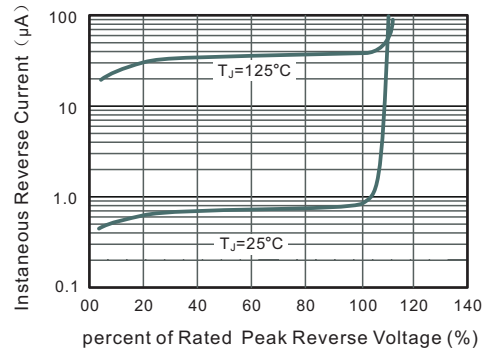


Fig.3 Typical Instantaneous Forward Characteristics

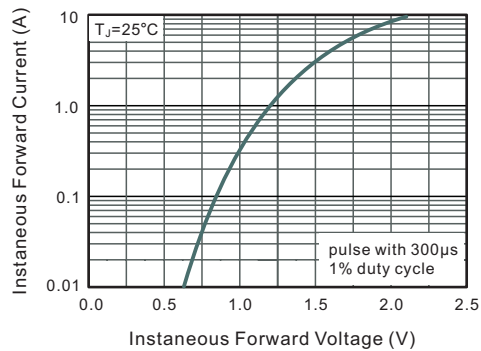


Fig.4 Typical Junction Capacitance

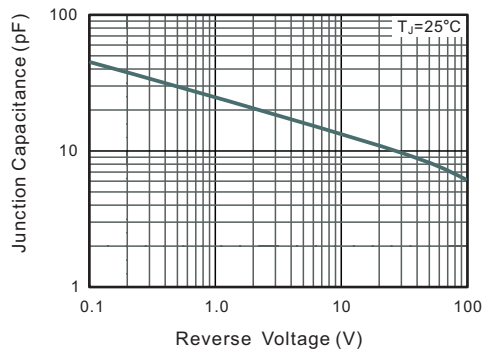
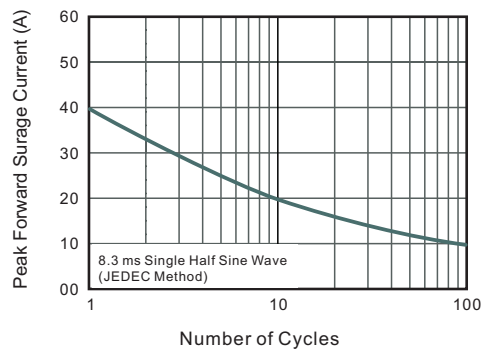
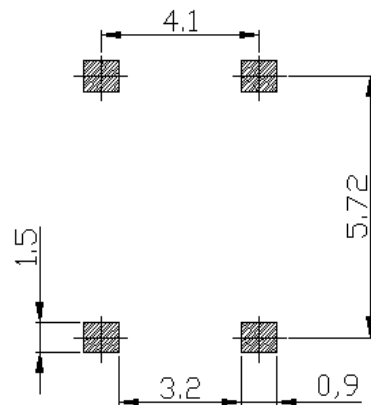


Fig.5 Maximum Non-Repetitive Peak Forward Surge Current



ABS PAD LAYOUT



X-ON Electronics

Largest Supplier of Electrical and Electronic Components

Click to view similar products for [Bridge Rectifiers](#) category:

Click to view products by [Juxing Electronic Technology](#) manufacturer:

Other Similar products are found below :

[MB2510](#) [MB252](#) [MB356G](#) [MB358G](#) [90MT160KPBF](#) [GBJ1504-BP](#) [GBU10B-BP](#) [GBU15K-BP](#) [GBU4A-BP](#) [GBU4D-BP](#) [GBU6B-E3/45](#)
[DB101-BP](#) [DF01](#) [DF10SA-E345](#) [BU1508-E3/45](#) [BU1510-E3/45](#) [KBPC50-10S](#) [RS405GL-BP](#) [GBJ1502-BP](#) [GBU6M](#) [GSIB1520-E3/45](#)
[2KBB10](#) [36MB140A](#) [TB102M](#) [MB1510](#) [MB86](#) [TL401G](#) [MDA920A2](#) [TU602](#) [TU810](#) [MP5010W-BP](#) [MP501W-BP](#) [MP502-BP](#)
[BR84DTP204](#) [BU1508-E3/51](#) [KBPC25-02](#) [VS-110MT120KPBF](#) [VS-2KBB60](#) [VS-60MT120KPBF](#) [VS-60MT80KPBF](#) [DB105-BP](#) [DF1510S](#)
[VS-40MT160PAPBF](#) [VISKBU8K-E4/51](#) [36MT100](#) [GBU4G-BP](#) [GBU6B-E3/51](#) [DF15005S-E3/77](#) [GSIB15A80-E3/45](#) [DB104-BP](#)