



SB1045L THRU SB10100L

Surface Mount Schottky Rectifiers

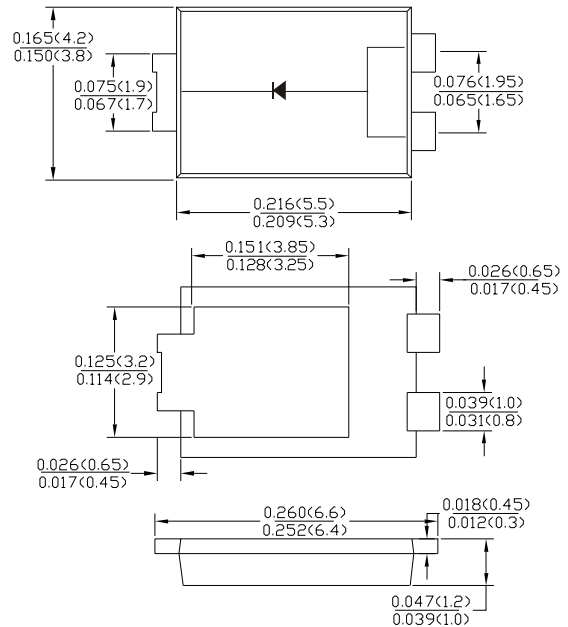
Features

- Schottky Barrier Chip
- High Thermal Reliability
- Patented Super Barrier Rectifier Technology
- High Forward Surge Capability
- Ultra Low Power Loss, High Efficiency
- Excellent High Temperature Stability
- Plastic material-UL flammability 94V-0

Mechanical Data

- Case: TO-277B, molded plastic
- Terminals: Plated Leads Solderable per MIL-STD-202, Method 208
- Polarity: Cathode Band
- Mounting Position: Any
- Marking: Type Number
- Lead Free: For RoHS/Lead Free Version

TO-277B



dimensions in inches and (millimeters)

Maximum Ratings and Electrical Characteristics @ $T_A = 25^\circ\text{C}$ unless otherwise specified

Single Phase, half wave, 60Hz, resistive or inductive load. For capacitive load, derate current by 20%.

Parameter	Symbol	SB1045L	SB1050L	SB1060L	SB1080L	SB10100L	Unit	
Peak Repetitive Reverse Voltage	V_{RRM}							
Working Peak Reverse Voltage	V_{RWM}	45	50	60	80	100	V	
DC blocking voltage	V_{DC}							
RMS Rectified Voltage	$V_{R(RMS)}$	32	35	42	56	70	V	
Average Rectified Output Current (Note1)	$I_F(AV)$	10						A
Non-Repetitive Peak Forward Surge 8.3ms Single Half Sine-Wave Superimposed on rated load (JEDEC Method) (Note2)	I_{FSM}	150						A
I^2t Rating for Fusing ($t < 8.3\text{ms}$)	I^2t	93.375						A^2s
Forward Voltage Drop $T_A = 25^\circ\text{C}$ @ $I_F = 10\text{A}$	V_{FM}	0.47	0.50	0.55	0.8		V	
Peak Reverse Current $T_A = 25^\circ\text{C}$ At Rated DC Blocking Voltage $T_A = 100^\circ\text{C}$	I_R	0.3 15						mA
Typical Thermal Resistance Junction to Ambient	$R_{\theta JA}$ $R_{\theta JL}$	80 10						$^\circ\text{C/W}$
Operating junction temperature range	T_J	-55 to +150						$^\circ\text{C}$
storage temperature range	T_{STG}	-55 to +150						$^\circ\text{C}$

Note: 1. Valid Provided that are kept at ambient temperature at a distance of 9.5mm from the case.

2. Fr-4pcb. 2oz. Copper, minimum recommend pad layout . 18.8mm×14.4. Anode pad dimensions 5.6mm×14.4mm.



Characteristic Curves ($T_A=25^\circ\text{C}$ unless otherwise noted)

Fig.1 - Forward Current Derating Curve

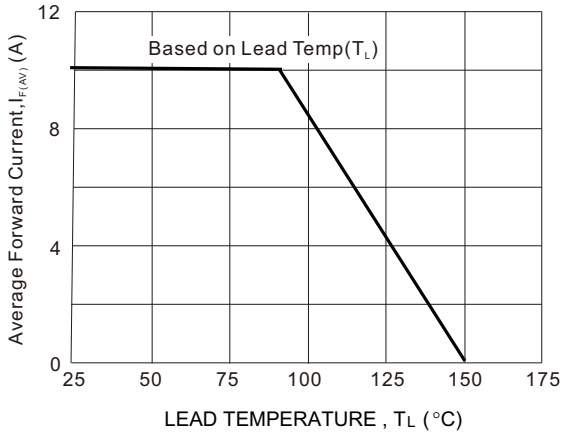


Fig2 : Instantaneous Forward Voltage

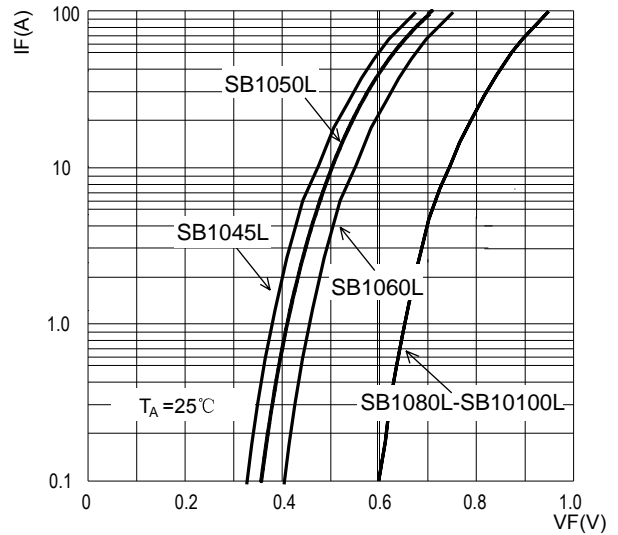


Fig3: Surge Forward Current Capability

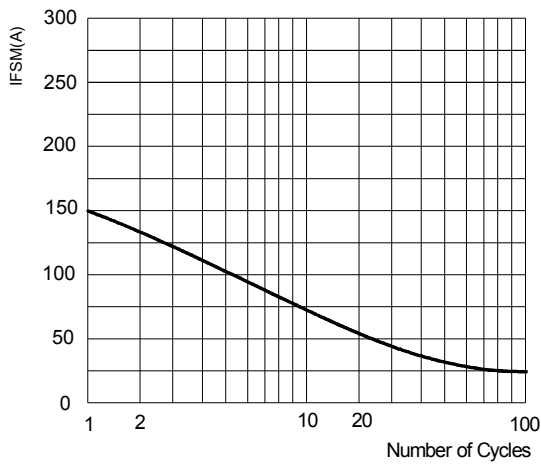


Fig4: Typical Reverse Characteristics

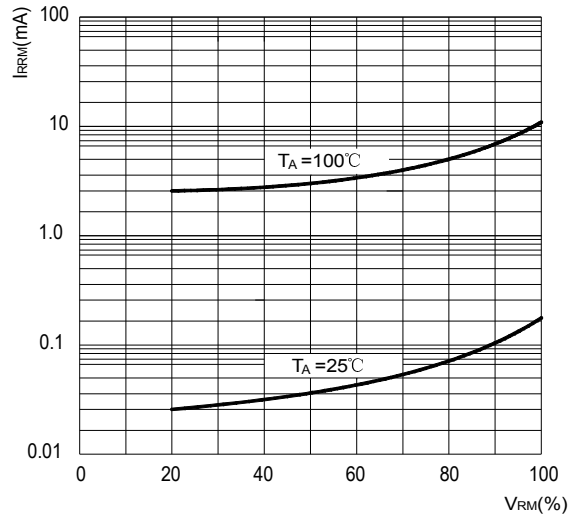
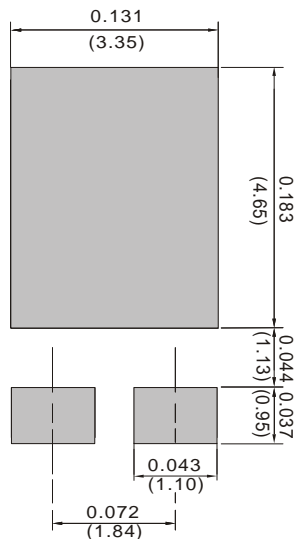


FIG.5 MOUNTING PAD LAYOUT



X-ON Electronics

Largest Supplier of Electrical and Electronic Components

Click to view similar products for [Schottky Diodes & Rectifiers](#) category:

Click to view products by [Juxing Electronic Technology](#) manufacturer:

Other Similar products are found below :

[MA4E2039](#) [MMBD301M3T5G](#) [RB160M-50TR](#) [D83C](#) [BAS16E6433HTMA1](#) [BAS 3010S-02LRH E6327](#) [BAT 54-02LRH E6327](#)
[NRVBAF360T3G](#) [NSR05F40QNXT5G](#) [NTE555](#) [JANS1N6640](#) [SS3003CH-TL-E](#) [GA01SHT18](#) [CRS10I30A\(TE85L,QM](#) [MBRA140TRPBF](#)
[MBRB30H30CT-1G](#) [BAT 15-04R E6152](#) [JANTX1N5712-1](#) [DMJ3940-000](#) [SB007-03C-TB-E](#) [NRVBB20100CTT4G](#) [NRVBM120LT1G](#)
[NTSB30U100CT-1G](#) [CRG04\(T5L,TEMQ\)](#) [ACDBA1100LR-HF](#) [ACDBA1200-HF](#) [ACDBA240-HF](#) [ACDBA3100-HF](#) [CDBQC0530L-HF](#)
[ACDBA260LR-HF](#) [ACDBA1100-HF](#) [10BQ015-M3/5BT](#) [NRVBM120ET1G](#) [VSSB410S-M3/5BT](#) [1N5819T-G](#) [PDS1040Q-13](#) [B160BQ-13-F](#)
[SDM05U20CSP-7](#) [BAS 70-07 E6433](#) [B140S1F-7](#) [HSM560Je3/TR13](#) [DDB2265-000](#) [ZHCS506QTA](#) [HSM190Je3/TR13](#) [B330AF-13](#)
[ACDBUC0230-HF](#) [SDM1U100S1F-7](#) [MBR10200CTF-G1](#) [CDLL5712](#) [DMF2822-000](#)