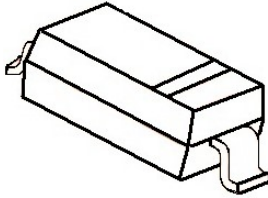




# SD103AW/SD103BW/SD103CW

## SOD-123 Plastic-Encapsulate Schottky Barrier Diode

### SOD-123



Marking: SD103AW: S4  
SD103BW: S5  
SD103CW: S6

### 特征 Features

- 大电流承受能力。High Current Capability
- 正向压降低。Low Forward Voltage Drop

### 机械数据 Mechanical Data

- 封装: SOD-123 封装 SOD-123 Small Outline Plastic Package
- 极性: 色环端为负极 Polarity: Color band denotes cathode end
- 环氧树脂 UL 易燃等级 Epoxy UL: 94V-0
- 安装位置: 任意 Mounting Position: Any

极限值和温度特性(TA = 25℃ 除非另有规定)

**Maximum Ratings & Thermal Characteristics** (Ratings at 25℃ ambient temperature unless otherwise specified.)

参数 Parameters	符号 Symbol	SD103AW	SD103BW	SD103CW	单位 Unit
最大可重复峰值反向电压 Maximum repetitive peak reverse voltage	VRRM	40	30	20	V
最大均方根电压 Maximum RMS voltage	VRMS	28	21	14	V
最大直流阻断电压 Maximum DC blocking voltage	VDC	40	30	20	V
最大正向平均整流电流 Maximum average forward rectified current	IFM	350			mA
峰值正向浪涌电流 8.3ms 单一正弦半波 Peak forward surge current 8.3 ms single half sine-wave	IFSM	2			A
功率消耗 Power Dissipation	PD	400			mW
典型热阻 T typical thermal resistance	RθJA	250			℃/W
工作结温 Operating junction temperature	Tj	125			℃
存储温度 Storage temperature range	TSTG	-50-+150			℃

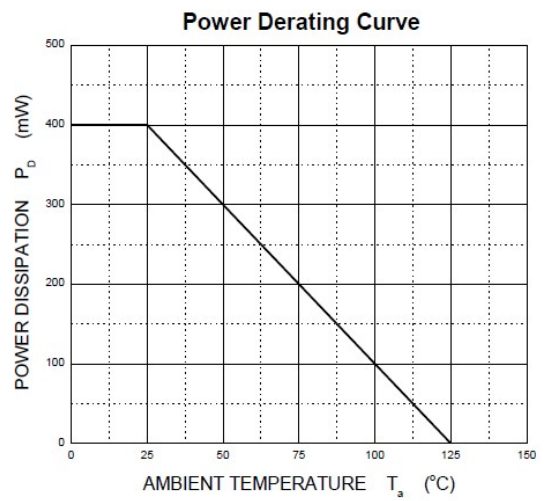
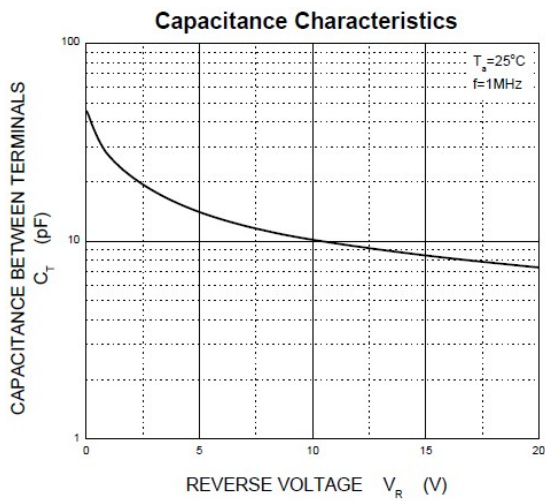
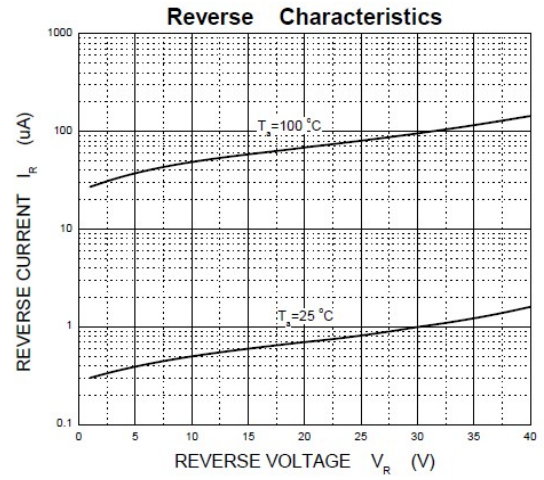
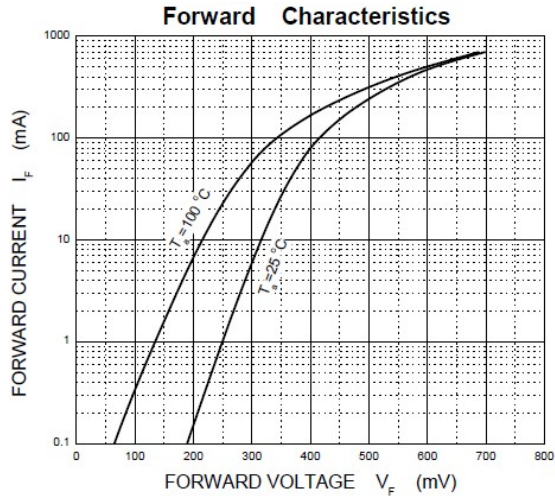
电特性 (TA = 25℃ 除非另有规定)

**Electrical Characteristics** (Ratings at 25℃ ambient temperature unless otherwise specified).

参数 Parameters	符号 Symbol	测试条件 Test conditions	SD103AW	SD103BW	SD103CW	单位 Unit
最大正向电压 Maximum forward voltage	VF	IF = 20mA IF = 200mA	0.370 0.600			V
最大反向电压 Maximum reverse breakdown voltage	VR	IR=100uA	40	30	20	V
最大反向电流 Maximum reverse current	IR	VR=30V SD103AW VR=20V SD103BW VR=10V SD103CW	5.0			uA
典型结电容 Type junction capacitance	Cj	VR =0V, f = 1MHz	50			pF
反向恢复时间 Reverse recovery time	Trr	IF=IR=200mA, Irr=0.1xIR,RL=100Ω	10			ns



### 特性曲线 Characteristic Curves

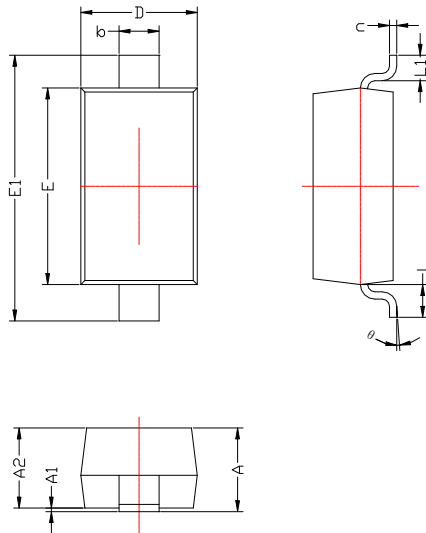




# SD103AW/SD103BW/SD103CW

## SOD-123 Plastic-Encapsulate Schottky Barrier Diode

### SOD-123 PACKAGE OUTLINE Plastic surface mounted package

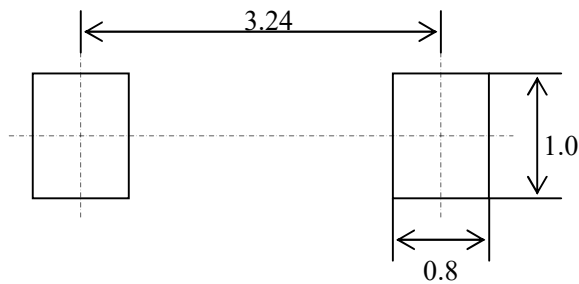


SYMBOL	DIMENSIONS	
	MIN.	MAX.
A	1.050	1.250
A1	0.000	0.100
A2	1.050	1.150
b	0.450	0.650
c	0.080	0.150
D	1.500	1.700
E	2.600	2.800
E1	3.550	3.850
L	0.500REF	
L1	0.250	0.450
$\theta$	0°	8°

### 焊盘设计参考

Precautions: PCB Design

Recommended land dimensions for SOD-123 diode. Electrode patterns for PCBs



中心距: 3.24  
脚宽: 0.55  
焊盘宽: 1.00  
脚长: 0.50  
焊盘长: 0.80

技术要求:

- 1, 塑封体尺寸: 2.70 X 1.60
- 2: 未注公差为:  $\pm 0.05$
- 3, 所有单位: mm

## X-ON Electronics

Largest Supplier of Electrical and Electronic Components

*Click to view similar products for [Schottky Diodes & Rectifiers](#) category:*

*Click to view products by [Juxing Electronic Technology](#) manufacturer:*

Other Similar products are found below :

[MA4E2039](#) [MMBD301M3T5G](#) [RB160M-50TR](#) [D83C](#) [BAS16E6433HTMA1](#) [BAS 3010S-02LRH E6327](#) [BAT 54-02LRH E6327](#)  
[NRVBAF360T3G](#) [NSR05F40QNXT5G](#) [NTE555](#) [JANS1N6640](#) [SS3003CH-TL-E](#) [GA01SHT18](#) [CRS10I30A\(TE85L,QM](#) [MBRA140TRPBF](#)  
[MBRB30H30CT-1G](#) [BAT 15-04R E6152](#) [JANTX1N5712-1](#) [DMJ3940-000](#) [SB007-03C-TB-E](#) [NRVBB20100CTT4G](#) [NRVBM120LT1G](#)  
[NTSB30U100CT-1G](#) [CRG04\(T5L,TEMQ\)](#) [ACDBA1100LR-HF](#) [ACDBA1200-HF](#) [ACDBA240-HF](#) [ACDBA3100-HF](#) [CDBQC0530L-HF](#)  
[ACDBA260LR-HF](#) [ACDBA1100-HF](#) [10BQ015-M3/5BT](#) [NRVBM120ET1G](#) [VSSB410S-M3/5BT](#) [1N5819T-G](#) [PDS1040Q-13](#) [B160BQ-13-F](#)  
[SDM05U20CSP-7](#) [BAS 70-07 E6433](#) [B140S1F-7](#) [HSM560Je3/TR13](#) [DDB2265-000](#) [ZHCS506QTA](#) [HSM190Je3/TR13](#) [B330AF-13](#)  
[ACDBUC0230-HF](#) [SDM1U100S1F-7](#) [MBR10200CTF-G1](#) [CDLL5712](#) [DMF2822-000](#)