



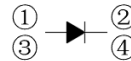

SF801 THRU SF806

Superfast Recovery Rectifiers


FEATURES

- High current capability
- Low forward voltage drop
- Low power loss, high efficiency
- High surge capability
- High temperature soldering guaranteed
- Mounting position: any

TO-251(I-PAK)



TO-252(D-PAK)



MAXIMUM RATINGS AND ELECTRICAL CHARACTERISTICS

Ratings at 25°C ambient temperature unless otherwise specified.

CHARACTERISTICS	TO-251	SF801VS	SF802VS	SF803VS	SF804VS	SF805VS	SF806VS	UNIT
	TO-252	SF801DS	SF802DS	SF803DS	SF804DS	SF805DS	SF806DS	
Maximum Recurrent Peak Reverse Voltage	VRRM	100	200	300	400	500	600	V
Maximum RMS Voltage	VRMS	70	140	210	280	350	420	V
Maximum DC Blocking Voltage	VDC	100	200	300	400	500	600	V
Maximum Average Forward Rectified Current	I(AV)	8.0						A
Peak Forward Surge Current 8.3ms Single Half Sine-Wave Super Imposed on Rated Load (JEDEC Method)	IFSM	160						A
Maximum Forward Voltage at 8.0A DC	VF	1.0	1.30		1.70			V
Maximum DC Reverse Current at Rated DC Blocking Voltage	IR	1.0			300			uA
Typical Junction Capacitance Per Element (Note1)	CJ	45						pF
Typical Thermal Resistance (Note2)	RθJA	15						°C/W
Maximum Reverse Recovery Time(Note3)	Trr	35						ns
Operating Temperature Range	TJ	-55 to +150						°C
Storage Temperature Range	TSTG	-55 to +150						°C

NOTES: 1. Measured at 1.0MHz and applied reverse voltage of 4.0V DC.

2. Mounted on 10cm x 10cm x 1mm copper pad area

3. Reverse Recovery Test Conditions: IF=0.5A, IR=1A, Irr=0.25A



SF801 THRU SF806

Superfast Recovery Rectifiers

Characteristic Curves ($T_A=25^\circ\text{C}$ unless otherwise noted)

FIG.1 - FORWARD CURRENT DERATING CURVE

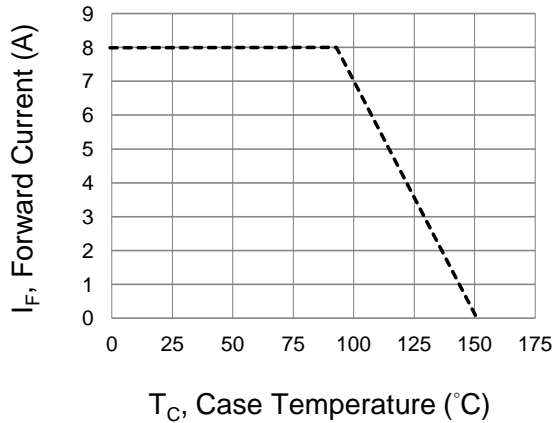


FIG.2 - MAXIMUM NON-REPETITIVE PEAK FORWARD SURGE CURRENT

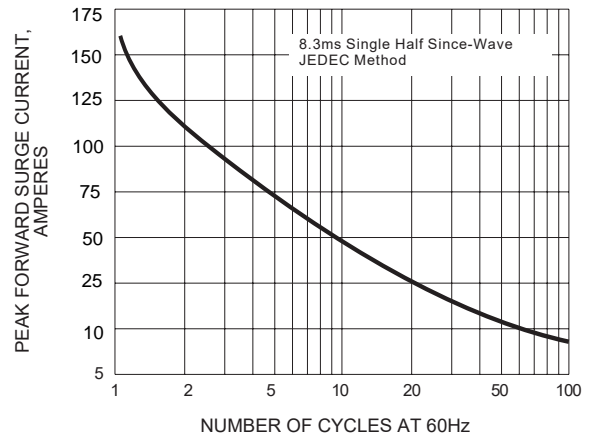


FIG.3 - TYPICAL INSTANTANEOUS FORWARD CHARACTERISTICS

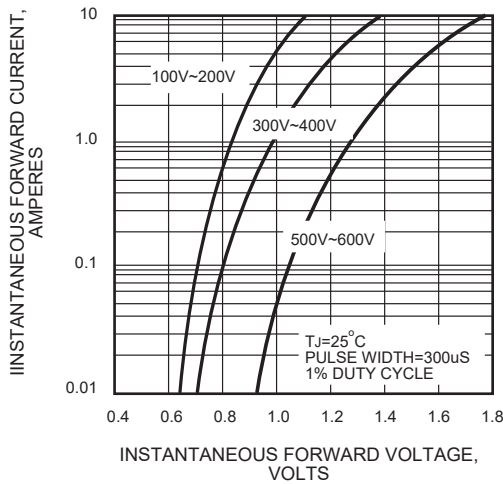


FIG.4 - TYPICAL REVERSE CHARACTERISTICS

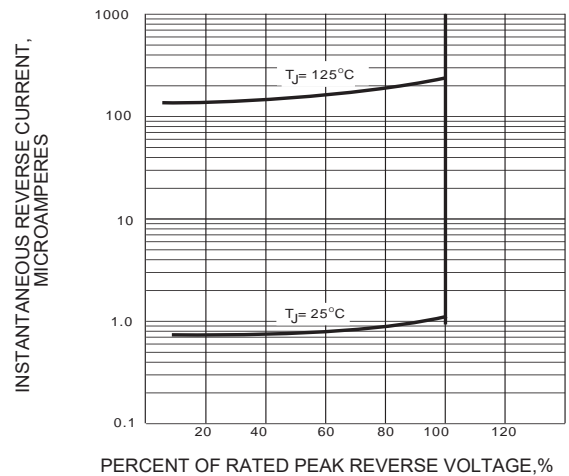
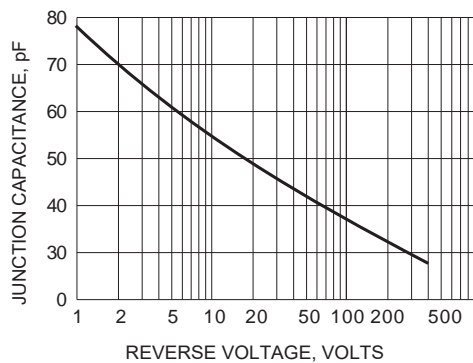


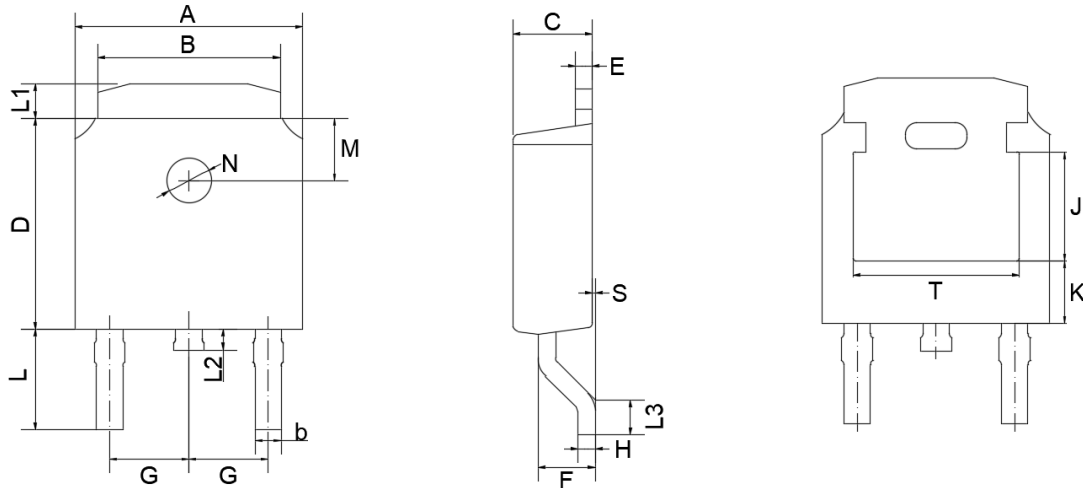
FIG.5 - TYPICAL JUNCTION CAPACITANCE





SF801 THRU SF806 Superfast Recovery Rectifiers

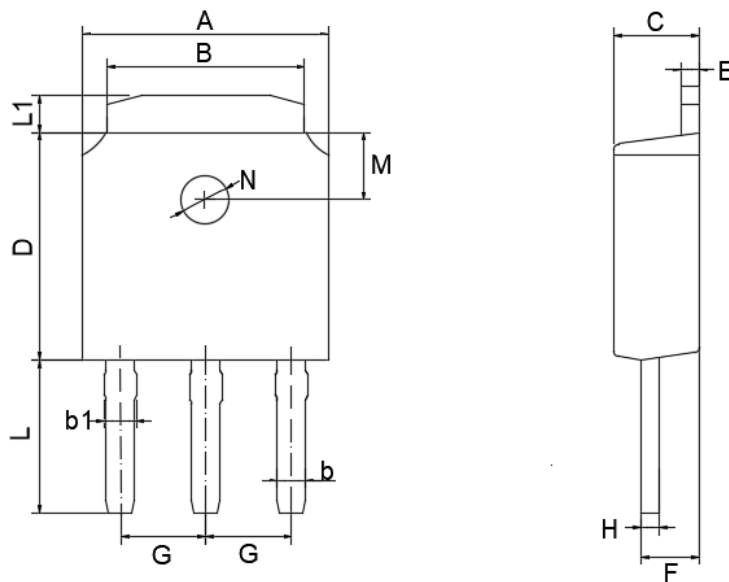
TO-252(D-PAK) Package Outline Dimensions



TO-252(D-PAK) mechanical data

UNIT	A	B	b	C	D	E	F	G	H	L	L1	L2	L3	S	M	N	J	K	T	
mm	max	6.7	5.5	0.86	2.5	6.3	0.6	1.8	2.29 TYPICAL	0.55	3.1	1.2	1.0	1.75	0.1	1.8 TYPICAL	1.3 TYPICAL	3.16	1.80	4.83
	min	6.3	5.1	0.66	2.1	5.9	0.4	1.3		0.45	2.7	0.8	0.6	1.40	0.0			ref.	ref.	ref.
mil	max	264	217	33	98	248	24	71	90 TYPICAL	22	122	47	39	69	4	71 TYPICAL	51 TYPICAL	124	71	190
	min	248	201	26	83	232	16	51		18	106	31	24	55	0			ref.	ref.	ref.

TO-251(I-PAK) Package Outline Dimensions



TO-251(I-PAK) mechanical data

UNIT	A	B	b	b1	C	D	E	F	G	H	L	L1	M	N
mm	max	6.7	5.5	0.86	0.9	2.5	6.3	0.6	2.29 TYPICAL	0.55	4.3	1.2	1.8 TYPICAL	1.3 TYPICAL
	min	6.3	5.1	0.66	0.76	2.1	5.9	0.4		1.3	0.45	3.9		
mil	max	264	217	33	35	98	248	24	90 TYPICAL	22	169	47	71 TYPICAL	51 TYPICAL
	min	248	201	26	30	83	232	16		51	18	154		

X-ON Electronics

Largest Supplier of Electrical and Electronic Components

Click to view similar products for [Rectifiers](#) category:

Click to view products by [Juxing Electronic Technology](#) manufacturer:

Other Similar products are found below :

[70HFR40](#) [FR105 R0](#) [RL252-TP](#) [1N5397](#) [JANTX1N5634A](#) [UFS120Je3/TR13](#) [20ETS12S](#) [RRE02VS6SGTR](#) [MS306](#) [A1N5404G-G](#)
[CRF02\(T5L,TEMQ\)](#) [ACGRB207-HF](#) [CLH07\(TE16L,Q\)](#) [CLH03\(TE16L,Q\)](#) [1N5395-TP](#) [UES1302](#) [ACGRC307-HF](#) [ACEFC304-HF](#) [DZ-](#)
[1380](#) [85HFR60](#) [40HFR60](#) [70HF120](#) [85HFR80](#) [SCF7500](#) [SM100](#) [ACGRA4001-HF](#) [SKN70/08](#) [SKR70/08](#) [NTE5819](#) [NTE5827](#) [NTE5828](#)
[NTE5911](#) [NTE5915](#) [NTE6104](#) [NTE6163](#) [NTE6164](#) [NTE6165](#) [NTE6364](#) [TSD3G](#) [SET130312](#) [NRVUS110VT3G](#) [UES1106](#) [UES1306](#)
[NRVUS240VT3G](#) [D5FE60-5063](#) [R4000GPS-TP](#) [D4015L56TP](#) [UES1306HR2](#) [FX20K120](#) [D20XB60-7101](#)