

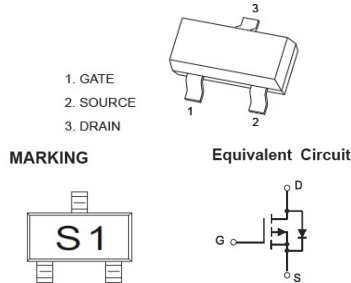


SI2301

P-CHANNEL ENHANCEMENT MOSFET

V(BR)DSS	RDS(ON)MAX	ID
-20V	112mΩ@-4.5V	-2.3A
	142mΩ@-2.5V	

SOT-23



特征 Features

- TrenchFET Power MOSFET
- Load Switch for Portable Devices.
- DC/DC Converter.

机械数据 Mechanical Data

- 封装: SOT-23 封装 SOT-23 Small Outline Plastic Package.
- 环氧树脂 UL 易燃等级 Epoxy UL: 94V-0.
- 安装位置: 任意 Mounting Position: Any.

极限值和温度特性(TA = 25°C 除非另有规定)

Maximum Ratings & Thermal Characteristics (Ratings at 25°C ambient temperature unless otherwise specified.)

参数 Parameters	符号 Symbol	数值 Value	单位 Unit
Drain-Source Voltage	V _{DS}	-20	V
Gate-Source Voltage	V _{GS}	±8	V
Continuous Drain Current	I _D	-2.3	A
Pulsed Drain Current	I _{DM}	-10	
Continuous Source-Drain Diode Current	I _S	-0.72	
Power Dissipation	P _D	400	mW
Junction Temperature	T _J	150	°C
Storage Temperature	T _{stg}	-50-+150	°C
Thermal Resistance From Junction to Ambient	R _{θJA}	312.5	°C/W

电特性 (TA = 25°C 除非另有规定)

Electrical Characteristics (Ratings at 25°C ambient temperature unless otherwise specified).

参数 Parameter	符号 Symbols	测试条件 Test Condition	界限 Limits			单位 Unit
			Min	Typ	Max	
Static						
Drain-Source Breakdown Voltage	V(BR)DSS	V _{GS} =0V, I _D =-250μA	-20			V
Gate-Threshold voltage	V _{GS(th)}	V _{DS} =V _{GS} , I _D =-250μA	-0.4	-0.7	-1.0	V
Gate-body Leakage	I _{GSS}	V _{DS} =0V, V _{GS} =±8V			±100	nA
Zero Gate Voltage Drain current	I _{DSS}	V _{DS} =-20V, V _{GS} =0V			-1	μA
Drain-Source On-Resistance(a)	RDS(ON)	V _{GS} =-4.5V, I _D =-2.8A		90	112	mΩ
		V _{GS} =-2.5V, I _C =-2A		110	142	
Forward trans conductance(a)	g _{fs}	V _{DS} =-5V, I _D =-2.8A		6.5		S
Dynamic(b)						
Input capacitance	C _{iss}	V _{DS} =-10V, V _{GS} =0V, f=1MHz			405	pF
Output capacitance	C _{oss}				75	
Reverse Transfer capacitance	C _{rss}				55	
Total gate charge	Q _g	V _{DS} =-10V, V _{GS} =-4.5V, I _D =-3A		5.5	10	nC
Gate-source charge	Q _{gs}			3.3	6	
Gate-drain charge	Q _{gd}	V _{DS} =-10V, V _{GS} =-2.5V, I _D =-3A		0.7		
Gate resistance	R _g		F=1MHz		1.3	
Turn-on Time	t _{d(on)}	V _{DD} =-10V, R _L =10Ω, V _{GEN} =-4.5V, I _D =-1A, R _G =1Ω		11	20	ns
Rise time	t _r			35	60	
Turn-off Time	t _{d(off)}			30	50	
Fall time	t _f			10	20	
Drain-source body diode characteristics						
Continuous source-drain diode current	I _S	T _c =25°C			-3	A
Pulse diode forward current (a)	I _{SM}				-10	
Body diode voltage	V _{SD}	I _S =-0.7A,		-0.8	-1.2	V

Notes: a. Pulse Test: Pulse Width ≤300μs, Duty Cycle≤2%.

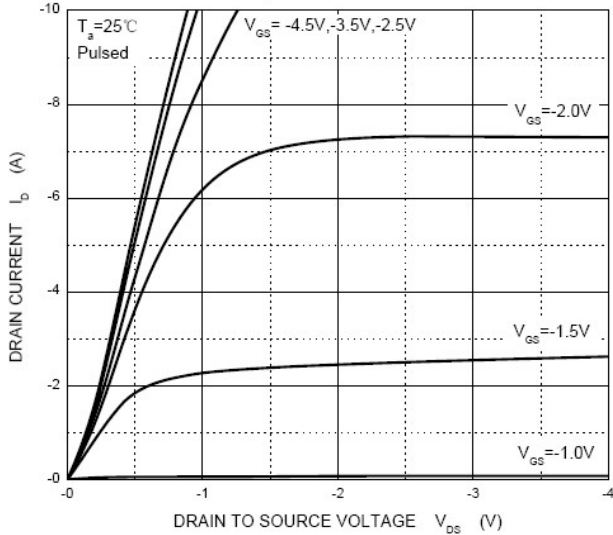




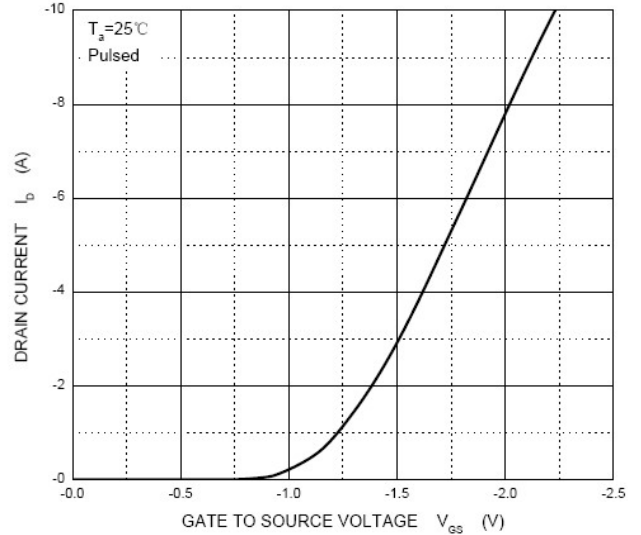
SI2301 P-CHANNEL ENHANCEMENT MOSFET

Typical characteristics

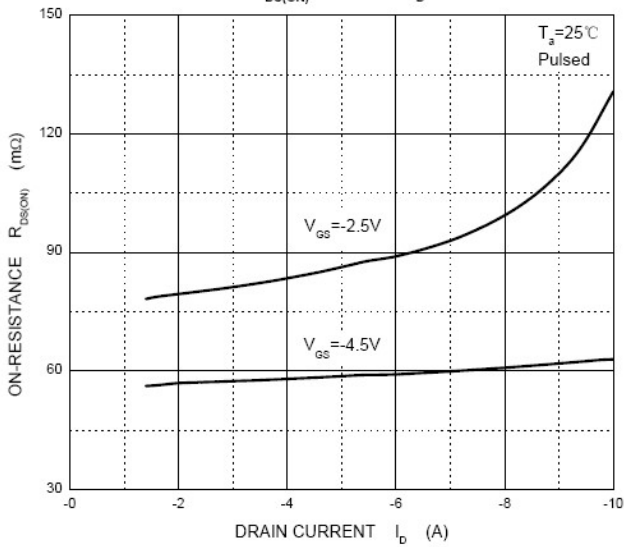
Output Characteristics



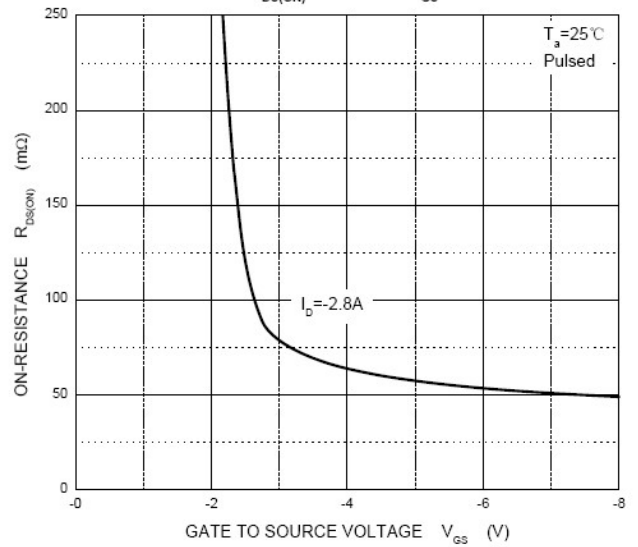
Transfer Characteristics



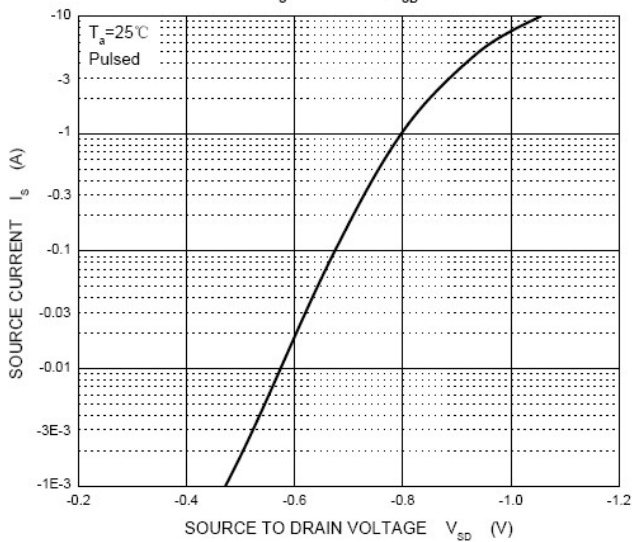
$R_{DS(ON)}$ — I_D



$R_{DS(ON)}$ — V_{GS}



I_S — V_{SD}

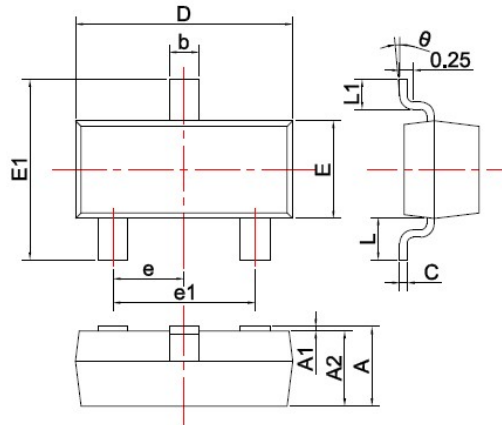




SI2301

P-CHANNEL ENHANCEMENT MOSFET

SOT-23 PACKAGE OUTLINE Plastic surface mounted package

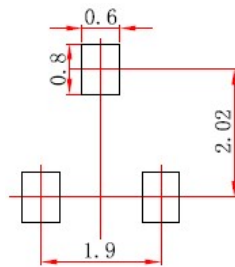


SYMBOL	DIMENSIONS	
	MIN.	MAX.
A	0.900	1.150
A1	0.000	0.100
A2	0.900	1.050
b	0.300	0.500
c	0.080	0.150
D	2.800	3.000
E	1.200	1.400
E1	2.250	2.550
e	0.950TYP	
e1	1.800	2.000
L	0.550REF	
L1	0.300	0.500
θ	0°	8°

Unit: mm

焊盘设计参考 Precautions: PCB Design

Recommended land dimensions for SOT-23 diode. Electrode patterns for PCBs



Note:

1. Controlling dimension: In millimeters.
2. General tolerance: ± 0.05mm.
3. The pad layout is for reference purposes only.



X-ON Electronics

Largest Supplier of Electrical and Electronic Components

Click to view similar products for [MOSFET](#) category:

Click to view products by [Juxing Electronic Technology](#) manufacturer:

Other Similar products are found below :

[MCH3443-TL-E](#) [MCH6422-TL-E](#) [NTNS3A92PZT5G](#) [IRFD120](#) [JANTX2N5237](#) [2N7000](#) [2SK2464-TL-E](#) [2SJ277-DL-E](#) [2SK2267\(Q\)](#)
[2SK2545\(Q,T\)](#) [405094E](#) [423220D](#) [MIC4420CM-TR](#) [VN1206L](#) [614234A](#) [715780A](#) [SSM6J414TU,LF\(T](#) [751625C](#) [IRS2092STRPBF-EL](#)
[IPS70R2K0CEAKMA1](#) [BSF024N03LT3 G](#) [PSMN4R2-30MLD](#) [TK31J60W5,S1VQ\(O](#) [2SK2614\(TE16L1,Q\)](#) [DMN1017UCP3-7](#)
[EFC2J004NUZTDG](#) [P85W28HP2F-7071](#) [DMN1053UCP4-7](#) [SQJ469EP-T1-GE3](#) [NTE2384](#) [NTE6400A](#) [DMC2700UDMQ-7](#)
[DMN2080UCB4-7](#) [DMN61D9UWQ-13](#) [US6M2GTR](#) [DMN31D5UDJ-7](#) [SSM6P54TU,LF](#) [DMP22D4UFO-7B](#) [IPS60R3K4CEAKMA1](#)
[DMN1006UCA6-7](#) [DMN16M9UCA6-7](#) [STF5N65M6](#) [IRF40H233XTMA1](#) [IPSA70R950CEAKMA1](#) [IPSA70R2K0CEAKMA1](#) [STU5N65M6](#)
[C3M0021120D](#) [DMN6022SSD-13](#) [DMN13M9UCA6-7](#) [MCQ4828A-TP](#)