



TO-251(I-PAK)

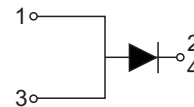


TO-252(D-PAK)

Reverse Voltage - 100 V

Forward Current - 10 A

FEATURES

- Low power loss, high efficiency
- Low forward voltage drop
- High surge capability
- High temperature soldering guaranteed
- Mounting position: any



MAXIMUM RATINGS AND ELECTRICAL CHARACTERISTICS

Ratings at 25°C ambient temperature unless otherwise specified

PARAMETER	TO-251	SL10100VS	Units
	TO-252	SL10100DS	
Maximum Recurrent Peak Reverse Voltage	V_{RRM}	100	V
Maximum RMS voltage	V_{RMS}	70	V
Maximum DC Blocking Voltage	V_{DC}	100	V
Maximum Average Forward Rectified Current	$I_{F(AV)}$	10	A
Peak Forward Surge Current, 8.3ms Single Half Sine-wave Superimposed on Rated Load (JEDEC method)	I_{FSM}	150	A
Typical Junction Capacitance ⁽¹⁾	C_j	620	pF
Typical Thermal Resistance ⁽²⁾	$R_{\theta JA}$	45	°C/W
Operating Junction Temperature Range	T_j	-55 ~ +150	°C
Storage Temperature Range	T_{stg}	-55 ~ +150	°C

(1) Measured at 1 MHz and applied reverse voltage of 4 V D.C

(2) Mounted on infinite heat sink.

MAXIMUM RATINGS AND ELECTRICAL CHARACTERISTICS

Ratings at 25°C ambient temperature unless otherwise specified

PARAMETER	SYMBOL	TEST CONDITIONS	MIN	TYP	MAX	Units
Breakdown voltage per diode	V_{BR}	$I_R=0.5mA$	100	-	-	V
Instantaneous forward voltage per diode	V_F	$I_F=2A$ $I_F=5A$ $T_J=25^\circ C$ $I_F=10A$	-	0.43 0.49 0.60	- 0.65	V
		$I_F=2A$ $I_F=5A$ $T_J=125^\circ C$ $I_F=10A$	-	0.38 0.45 0.58	-	
Reverse current per diode	I_R	$V_R=70V$	-	5	-	uA
		$V_R=100V$ $T_J=25^\circ C$ $T_J=125^\circ C$	-	- 5.5	50 -	uA mA





Fig.1 TYPICAL FORWARD CURRENT DERATING CURVE

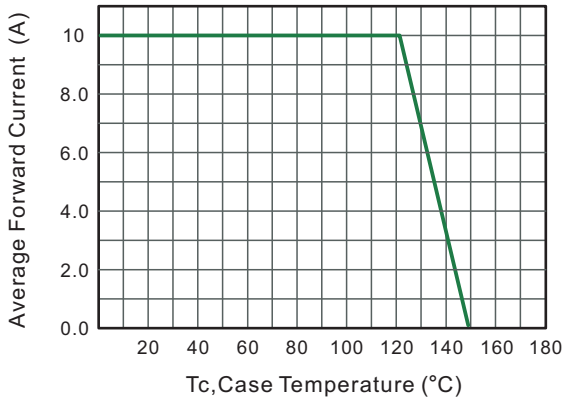


Fig.2 Typical Reverse Characteristics

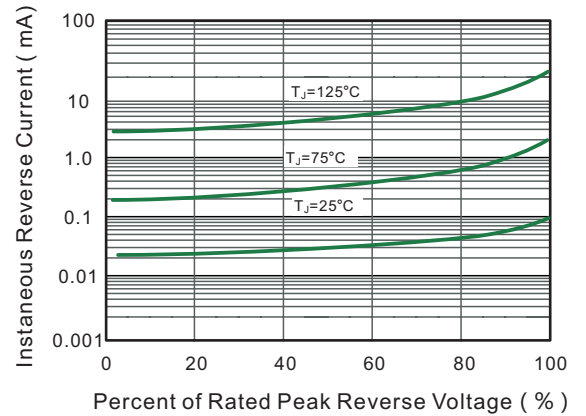


Fig.3 Typical Forward Characteristic

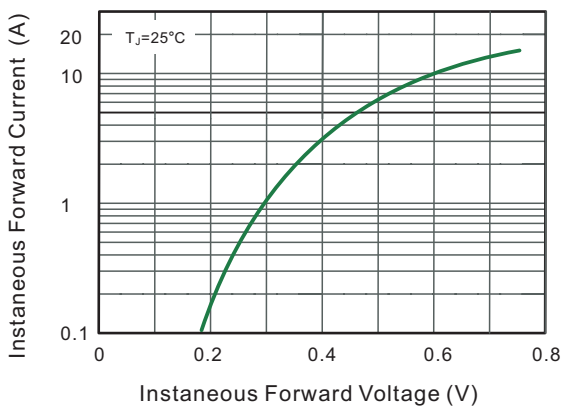


Fig.4 Typical Junction Capacitance

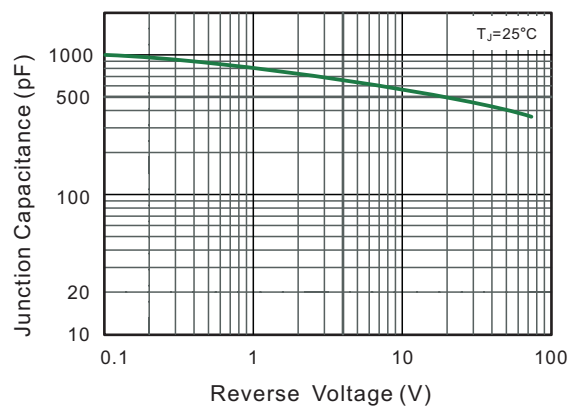


Fig.5 Maximum Non-Repetitive Peak Forward Surge Current

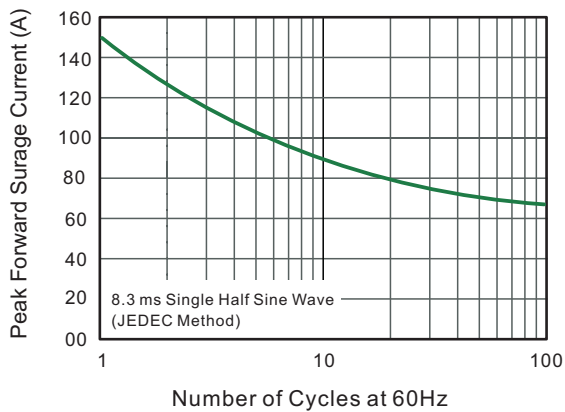
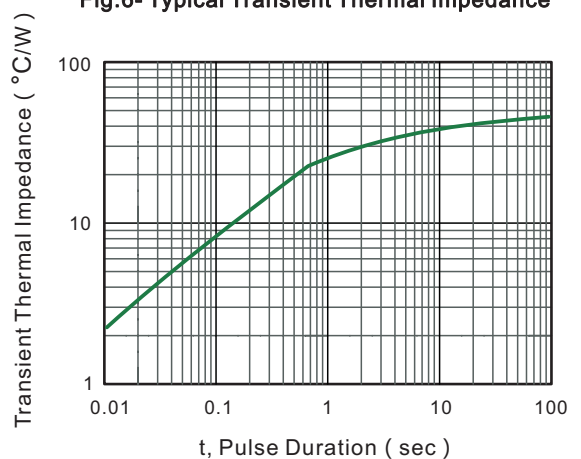


Fig.6- Typical Transient Thermal Impedance

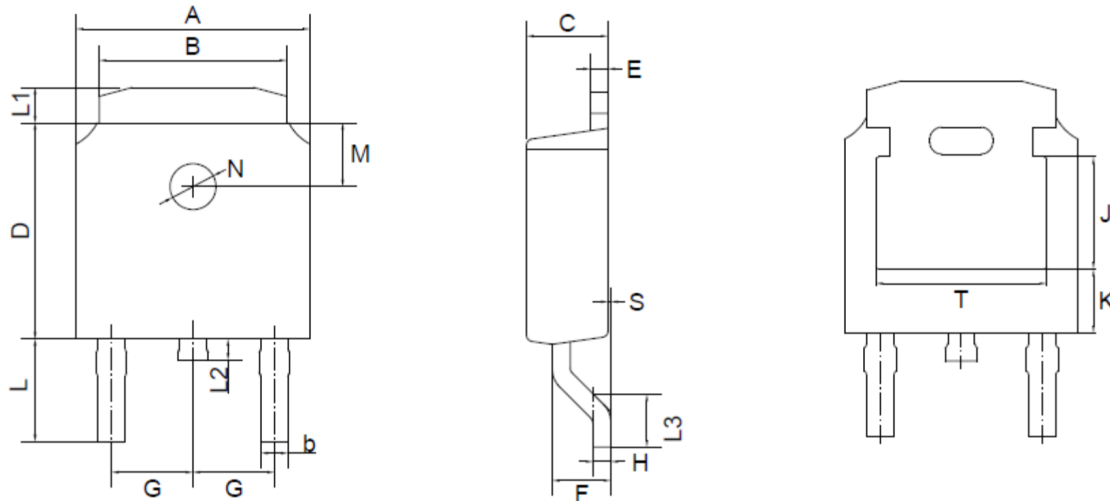




SL10100xS

LOW VF SCHOTTKY BARRIER RECTIFIERS

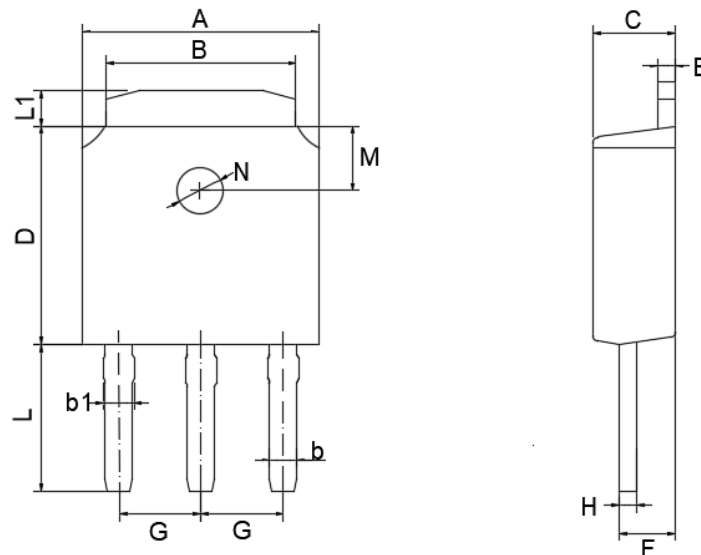
TO-252(D-PAK) Package Outline Dimensions



TO-252(D-PAK) mechanical data

UNIT	A	B	b	C	D	E	F	G	H	L	L1	L2	L3	S	M	N	J	K	T	
mm	max	6.7	5.5	0.8	2.5	6.3	0.6	1.8	2.29	0.55	3.1	1.2	1.0	1.75	0.1	1.8	1.3	3.16	1.80	4.83
	min	6.3	5.1	0.3	2.1	5.9	0.4	1.3	TYPICAL	0.45	2.7	0.8	0.6	1.40	0.0	TYPICAL	TYPICAL	ref.	ref.	ref.
mil	max	264	217	31	98	248	24	71	90	22	122	47	39	69	4	71	51	124	71	190
	min	248	201	12	83	232	16	51	TYPICAL	18	106	31	24	55	0	TYPICAL	TYPICAL	ref.	ref.	ref.

TO-251(I-PAK) Package Outline Dimensions



TO-251(I-PAK) mechanical data

UNIT	A	B	b	b1	C	D	E	F	G	H	L	L1	M	N	
mm	max	6.70	5.50	0.80	0.90	2.50	6.30	0.60	1.80	2.29	0.55	4.30	1.20	1.8	1.3
	min	6.30	5.10	0.30	0.76	2.10	5.90	0.40	1.30	TYPICAL	0.45	3.90	0.80	TYPICAL	TYPICAL
mil	max	264	217	31	35	98	248	24	71	90	22	169	47	71	51
	min	248	201	12	30	83	232	16	51	TYPICAL	18	154	31	TYPICAL	TYPICAL



X-ON Electronics

Largest Supplier of Electrical and Electronic Components

Click to view similar products for [Schottky Diodes & Rectifiers](#) category:

Click to view products by [Juxing Electronic Technology](#) manufacturer:

Other Similar products are found below :

[MA4E2039](#) [MMBD301M3T5G](#) [RB160M-50TR](#) [D83C](#) [BAS16E6433HTMA1](#) [BAS 3010S-02LRH E6327](#) [BAT 54-02LRH E6327](#)
[NRVBAF360T3G](#) [NSR05F40QNXT5G](#) [NTE555](#) [JANS1N6640](#) [SS3003CH-TL-E](#) [GA01SHT18](#) [CRS10I30A\(TE85L,QM](#) [MBRA140TRPBF](#)
[MBRB30H30CT-1G](#) [BAT 15-04R E6152](#) [JANTX1N5712-1](#) [DMJ3940-000](#) [SB007-03C-TB-E](#) [NRVBB20100CTT4G](#) [NRVBM120LT1G](#)
[NTSB30U100CT-1G](#) [CRG04\(T5L,TEMQ\)](#) [ACDBA1100LR-HF](#) [ACDBA1200-HF](#) [ACDBA240-HF](#) [ACDBA3100-HF](#) [CDBQC0530L-HF](#)
[ACDBA260LR-HF](#) [ACDBA1100-HF](#) [10BQ015-M3/5BT](#) [NRVBM120ET1G](#) [VSSB410S-M3/5BT](#) [1N5819T-G](#) [PDS1040Q-13](#) [B160BQ-13-F](#)
[SDM05U20CSP-7](#) [BAS 70-07 E6433](#) [B140S1F-7](#) [HSM560Je3/TR13](#) [DDB2265-000](#) [ZHCS506QTA](#) [HSM190Je3/TR13](#) [B330AF-13](#)
[ACDBUC0230-HF](#) [SDM1U100S1F-7](#) [MBR10200CTF-G1](#) [CDLL5712](#) [DMF2822-000](#)